



US00D610063S

(12) **United States Design Patent**
Liao

(10) **Patent No.:** **US D610,063 S**

(45) **Date of Patent:** **** Feb. 16, 2010**

(54) **WHEEL FOR A GOLF CART**

(75) Inventor: **Gordon Liao, Yung Kang (TW)**

(73) Assignee: **Unique Product & Design Co., Ltd.,
Tainan Hsien (TW)**

(**) Term: **14 Years**

(21) Appl. No.: **29/325,819**

(22) Filed: **Oct. 7, 2008**

(51) **LOC (9) Cl.** **12-16**

(52) **U.S. Cl.** **D12/209**

(58) **Field of Classification Search** D12/204-213,
D12/501, 556; 301/37.101, 64.101, 65, 64.201;
D34/15, 37

See application file for complete search history.

(56) **References Cited**

U.S. PATENT DOCUMENTS

D276,717 S *	12/1984	Ogishima et al.	D12/211
D372,696 S *	8/1996	Tung	D12/209
D389,101 S *	1/1998	Julien	D12/501
D397,663 S *	9/1998	Chrysanto	D12/209
D443,967 S *	6/2001	Liao	D34/27
D445,389 S *	7/2001	Stach	D12/209
D458,888 S *	6/2002	Stolz et al.	D12/209

D494,522 S *	8/2004	Rivers et al.	D12/209
D510,308 S *	10/2005	Takechi	D12/209
D550,602 S *	9/2007	Shimokawa et al.	D12/209
D570,757 S *	6/2008	Kiesel	D12/209
D573,078 S *	7/2008	Longpre et al.	D12/209
D595,216 S *	6/2009	Oshima	D12/556

* cited by examiner

Primary Examiner—Stacia Cadmus

(74) *Attorney, Agent, or Firm*—Alan Kamrath; Kamrath & Associates PA

(57) **CLAIM**

The ornamental design for a wheel for a golf cart, as shown and described.

DESCRIPTION

FIG. 1 is a perspective view of the wheel for a golf cart showing my new design;

FIG. 2 is a front elevational view thereof;

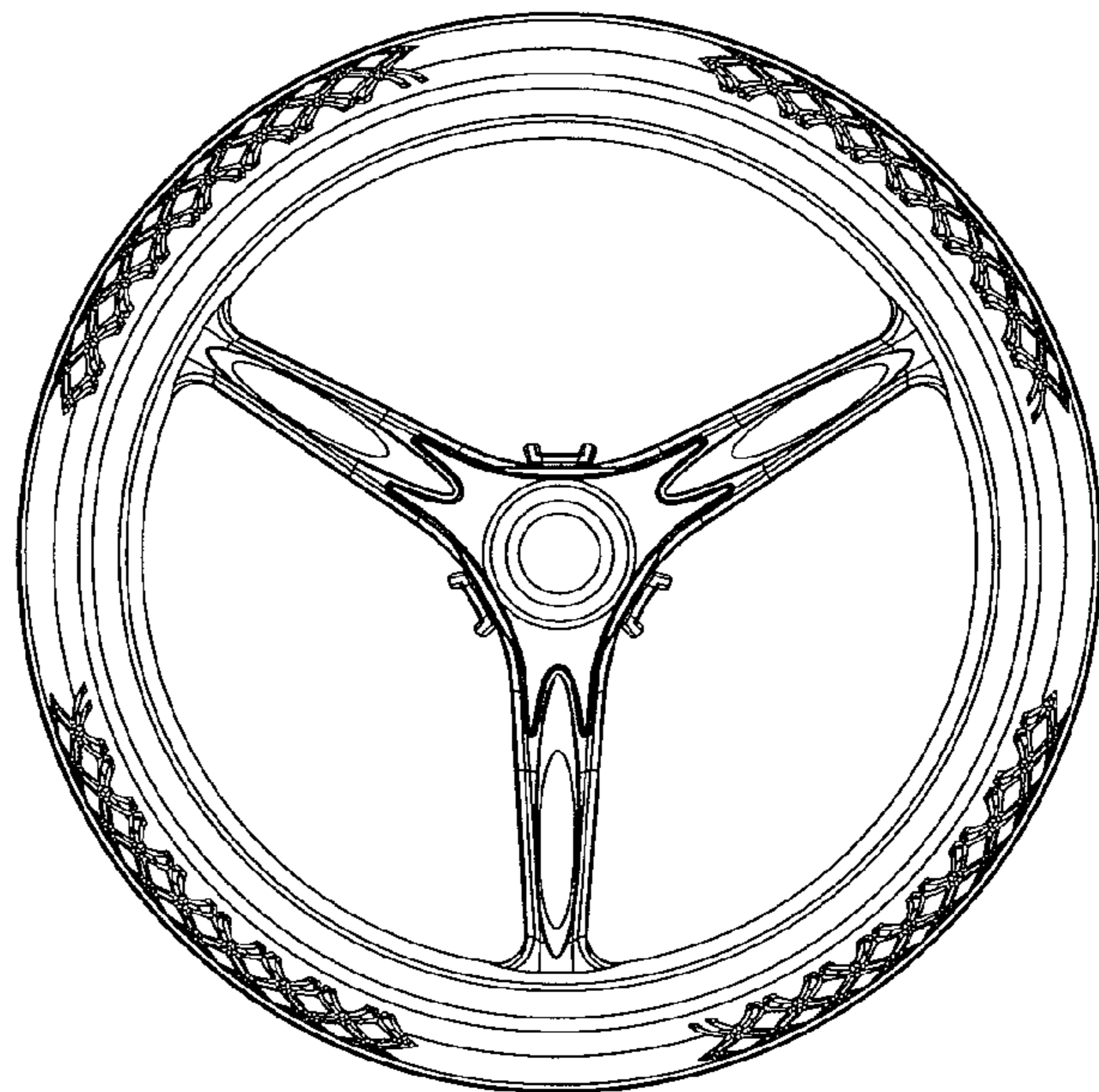
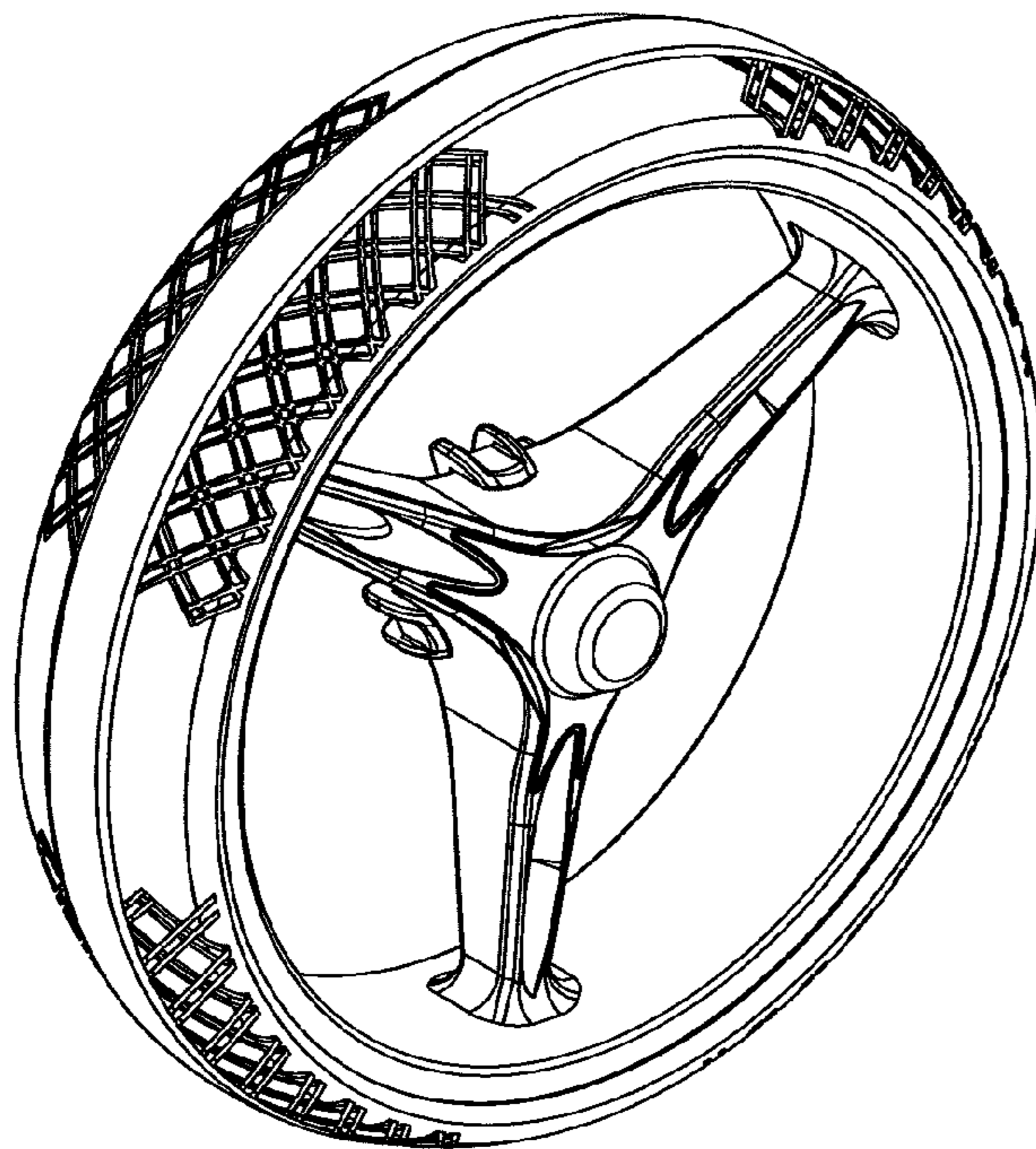
FIG. 3 is a bottom plan view thereof;

FIG. 4 is a left side elevational view thereof;

FIG. 5 is a right side elevational view thereof; and,

FIG. 6 is a top plan view thereof.

1 Claim, 4 Drawing Sheets



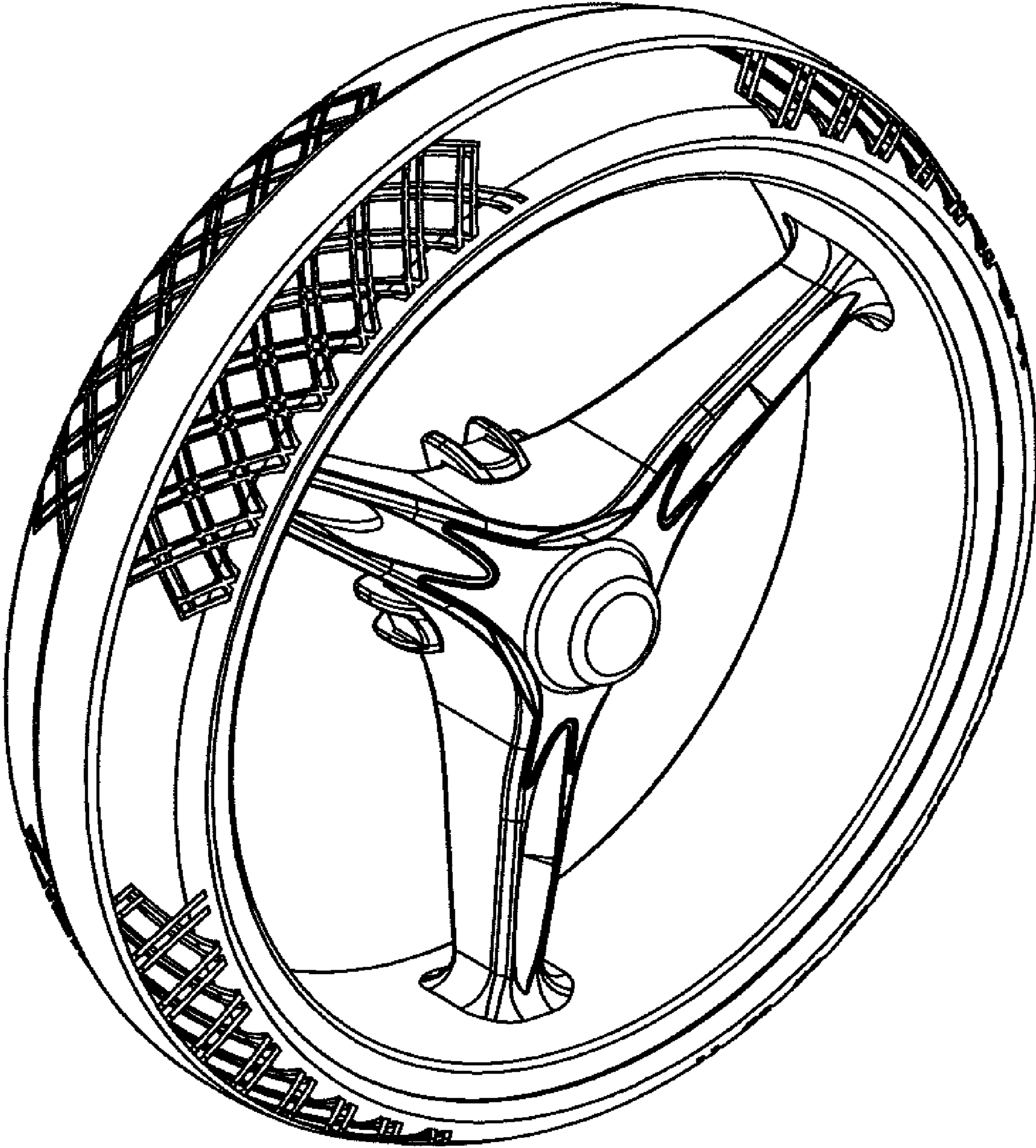


FIG. 1

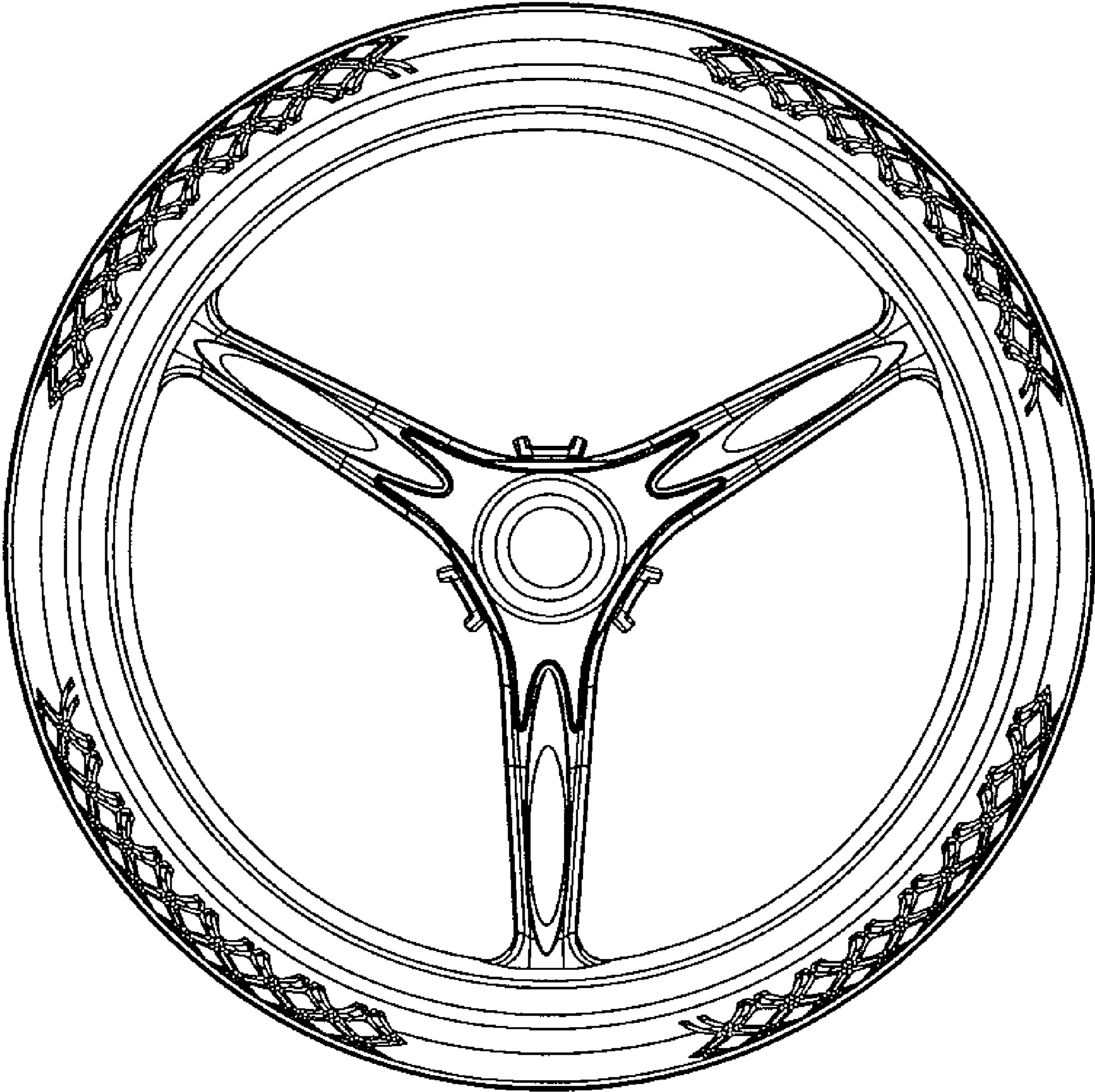


FIG. 2

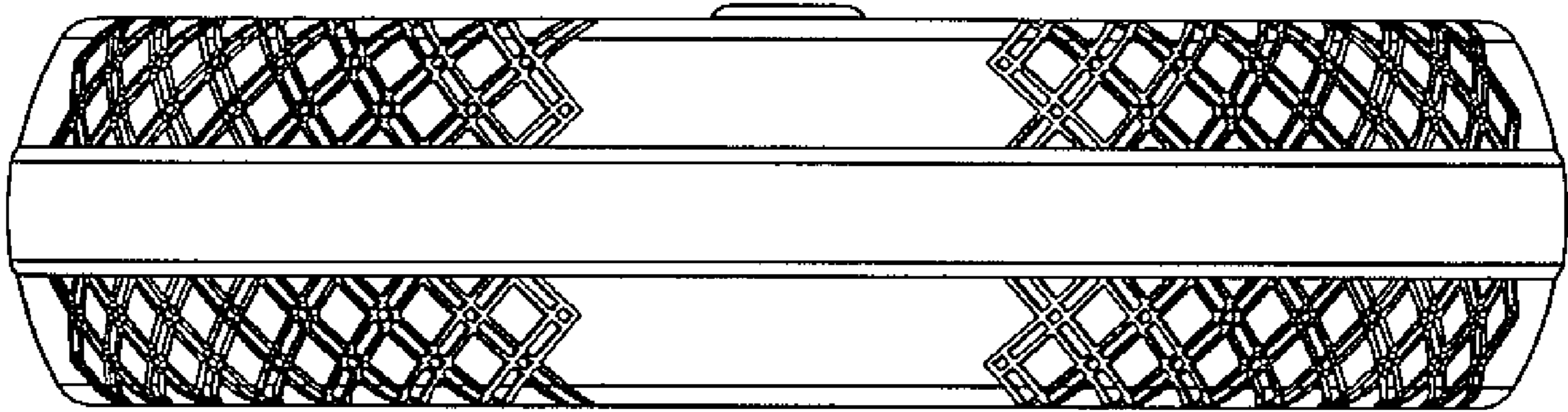


FIG. 3

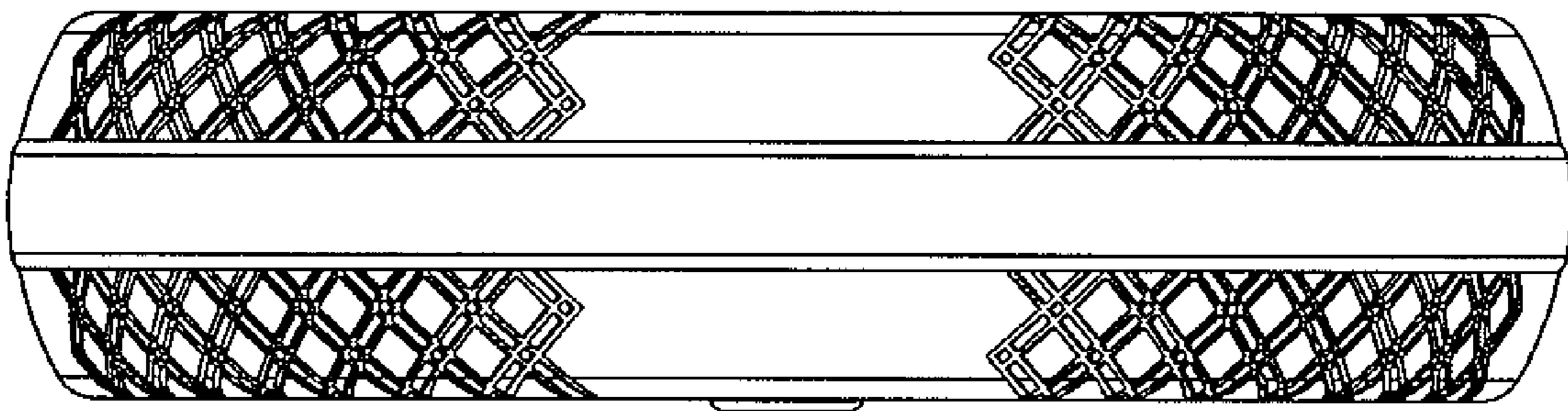


FIG. 6




FIG. 5




FIG. 4