



US00D610055S

(12) **United States Design Patent**
Kulla et al.

(10) **Patent No.:** **US D610,055 S**
(45) **Date of Patent:** **** Feb. 16, 2010**

(54) **AUTOMOBILE BUMPER**

(75) Inventors: **Matthias Kulla**, Renningen (DE);
Andreas Preuninger, Weissach-Flacht
(DE)

(73) Assignee: **Dr. Ing. h.c. F. Porsche AG**, Stuttgart
(DE)

(**) Term: **14 Years**

(21) Appl. No.: **29/336,604**

(22) Filed: **May 6, 2009**

(30) **Foreign Application Priority Data**

Nov. 7, 2008 (DE) 40 2008 005 340

(51) **LOC (9) Cl.** **12-16**

(52) **U.S. Cl.** **D12/169**

(58) **Field of Classification Search** D12/169,
D12/196, 171, 216, 163, 83, 90-92; 293/102,
293/113, 115, 117, 120; 296/180.1, 180.2
See application file for complete search history.

(56) **References Cited**

U.S. PATENT DOCUMENTS

D465,442 S * 11/2002 Murkett D12/169

D535,922 S * 1/2007 Kulla D12/169
D556,651 S * 12/2007 Lai et al. D12/169
D561,073 S * 2/2008 Okamoto et al. D12/169
D561,660 S * 2/2008 Tabata et al. D12/169
D561,661 S * 2/2008 Platto et al. D12/169
D564,425 S * 3/2008 Okue D12/169
D592,569 S * 5/2009 Larson D12/169
D597,453 S * 8/2009 Varga D12/169

* cited by examiner

Primary Examiner—Melody N Brown

(57) **CLAIM**

The ornamental design for the automobile bumper, as shown and described.

DESCRIPTION


FIG. 1 is a front perspective view of an automobile bumper showing my new design;

FIG. 2 is a front view thereof;

FIG. 3 is a left-side view thereof; and,

FIG. 4 is a right-side view thereof.

1 Claim, 2 Drawing Sheets






FIG. 1




FIG. 2




FIG. 3




FIG. 4