



US00D610035S

(12) **United States Design Patent**
Washburn

(10) **Patent No.:** **US D610,035 S**

(45) **Date of Patent:** **** Feb. 16, 2010**

(54) **EMBEDDED ARROW NOVELTY**

(76) **Inventor:** **Jon R. Washburn**, R.R. #2, Box 39A,
Brownstown, IL (US) 62418

(**) **Term:** **14 Years**

(21) **Appl. No.:** **29/332,409**

(22) **Filed:** **Feb. 14, 2009**

(51) **LOC (9) Cl.** **11-02**

(52) **U.S. Cl.** **D11/157**

(58) **Field of Classification Search** D11/157-158,
D11/160, 163, 164, 127, 141; D22/100-104,
D22/108, 199; D21/572, 573; 42/51, 71.01,
42/75.01, 75.02, 90, 94; 362/110; 313/105 R;
89/40.06, 37.04, 33.04, 191.01; 124/74,
124/66, 67

See application file for complete search history.

(56) **References Cited**

U.S. PATENT DOCUMENTS

D149,996	S	*	6/1948	Bachinsky et al.	D9/629
2,782,036	A	*	2/1957	Folberth, Jr. et al.	473/586
3,756,602	A	*	9/1973	Carella	473/586
4,204,307	A	*	5/1980	Pfetzing	29/407.09
4,234,192	A	*	11/1980	Salamone	473/586
D260,623	S	*	9/1981	Gorski	D11/157
D297,824	S	*	9/1988	Schiraldi et al.	D11/184
4,795,165	A	*	1/1989	Tehan	473/578
4,801,151	A	*	1/1989	Sturm et al.	473/578
4,885,800	A	*	12/1989	Ragle	455/98
D318,293	S	*	7/1991	Flowers	D19/42
5,061,008	A	*	10/1991	Saunders	269/38
5,154,432	A	*	10/1992	Saunders	473/578

5,439,231	A	*	8/1995	Roberts et al.	473/586
5,443,272	A	*	8/1995	Vincent, Sr.	473/578
5,987,724	A	*	11/1999	Kleman	29/401.1
6,220,978	B1	*	4/2001	Schroeder	473/586
7,331,888	B2	*	2/2008	Jirles	473/586
2002/0028718	A1	*	3/2002	Coe	473/586
2005/0178375	A1	*	8/2005	Sutherland et al.	124/79
2006/0019780	A1	*	1/2006	Czemske et al.	473/586
2006/0293131	A1	*	12/2006	Jirles	473/578
2007/0173359	A1	*	7/2007	Mowery et al.	473/578
2007/0259743	A1	*	11/2007	Sims et al.	473/578
2008/0207362	A1	*	8/2008	Kuhn	473/586

* cited by examiner

Primary Examiner—T. Chase Nelson
Assistant Examiner—Michelle E Wilson
(74) *Attorney, Agent, or Firm*—Grace J. Fishel

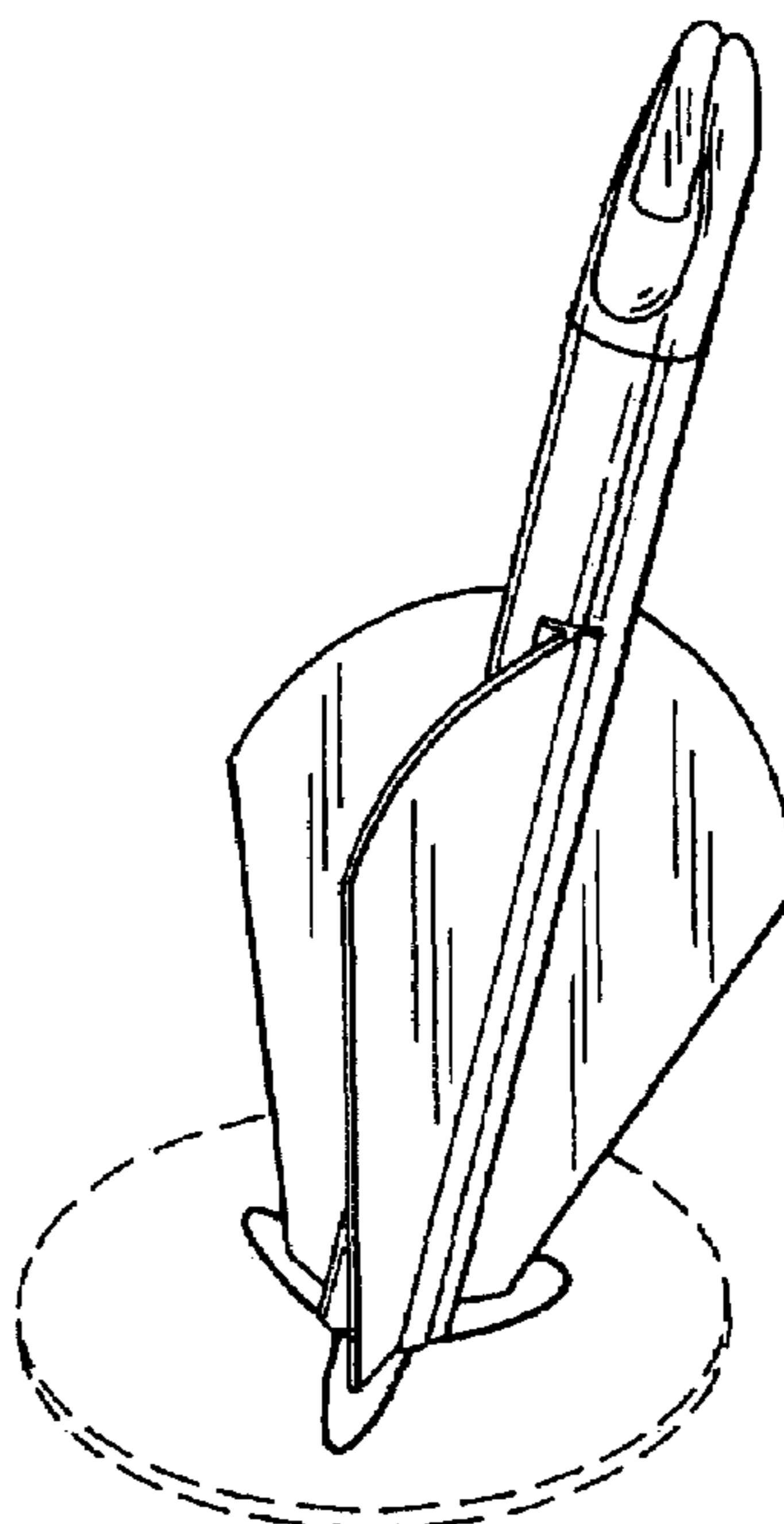
(57) **CLAIM**

The ornamental design for an embedded arrow novelty, as shown.

DESCRIPTION

FIG. 1 is a perspective view of an embedded arrow novelty showing my new design;
FIG. 2 is a side elevation thereof;
FIG. 3 is a side elevation rotated 90 degrees to the left;
FIG. 4 is a top plan view thereof; and,
FIG. 5 is a side elevation rotated 90 degrees to the right.
The bottom plan view of the embedded arrow novelty and the base shown in broken lines form no part of the claimed design.

1 Claim, 2 Drawing Sheets



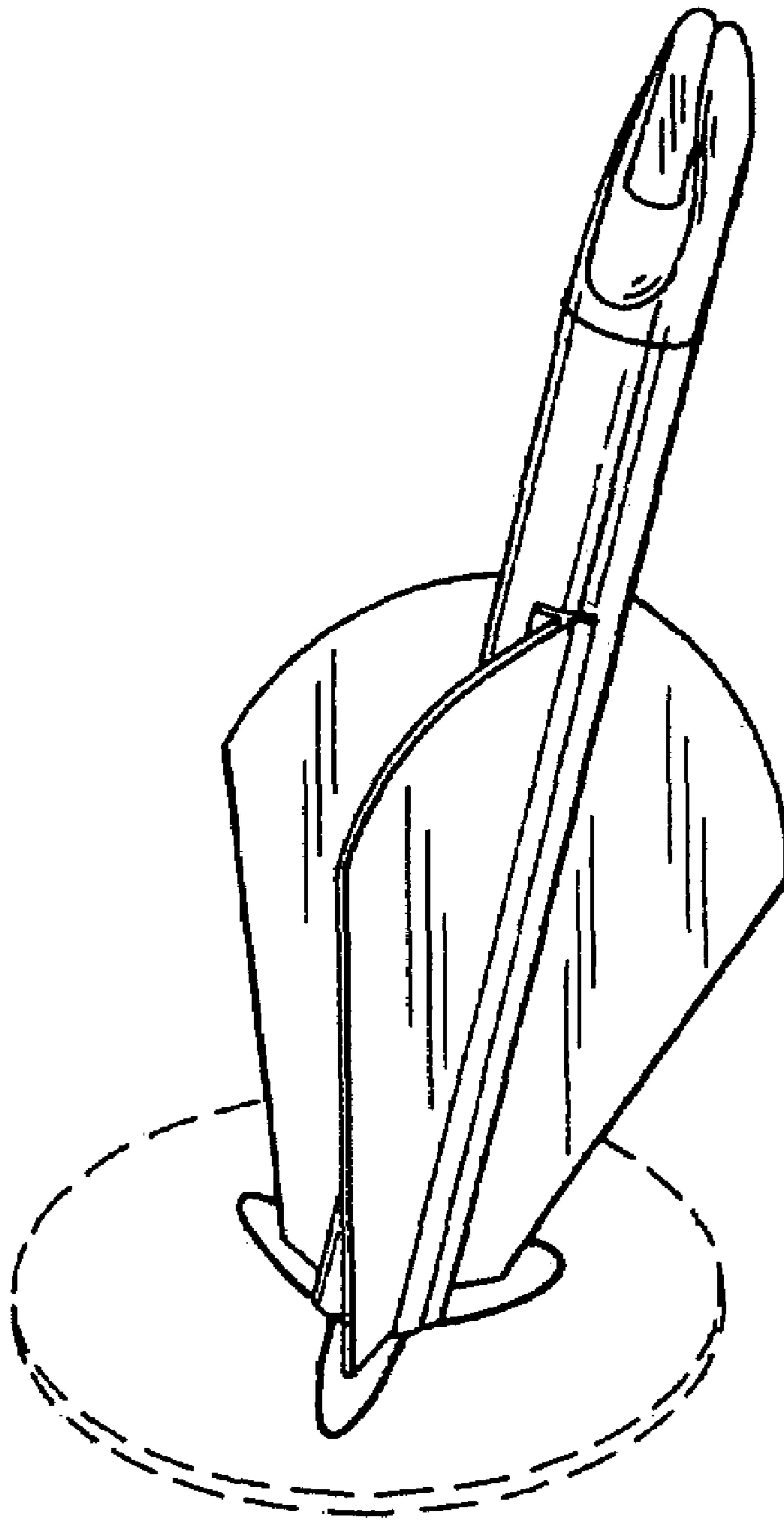


FIG. 1




FIG. 2




FIG. 4

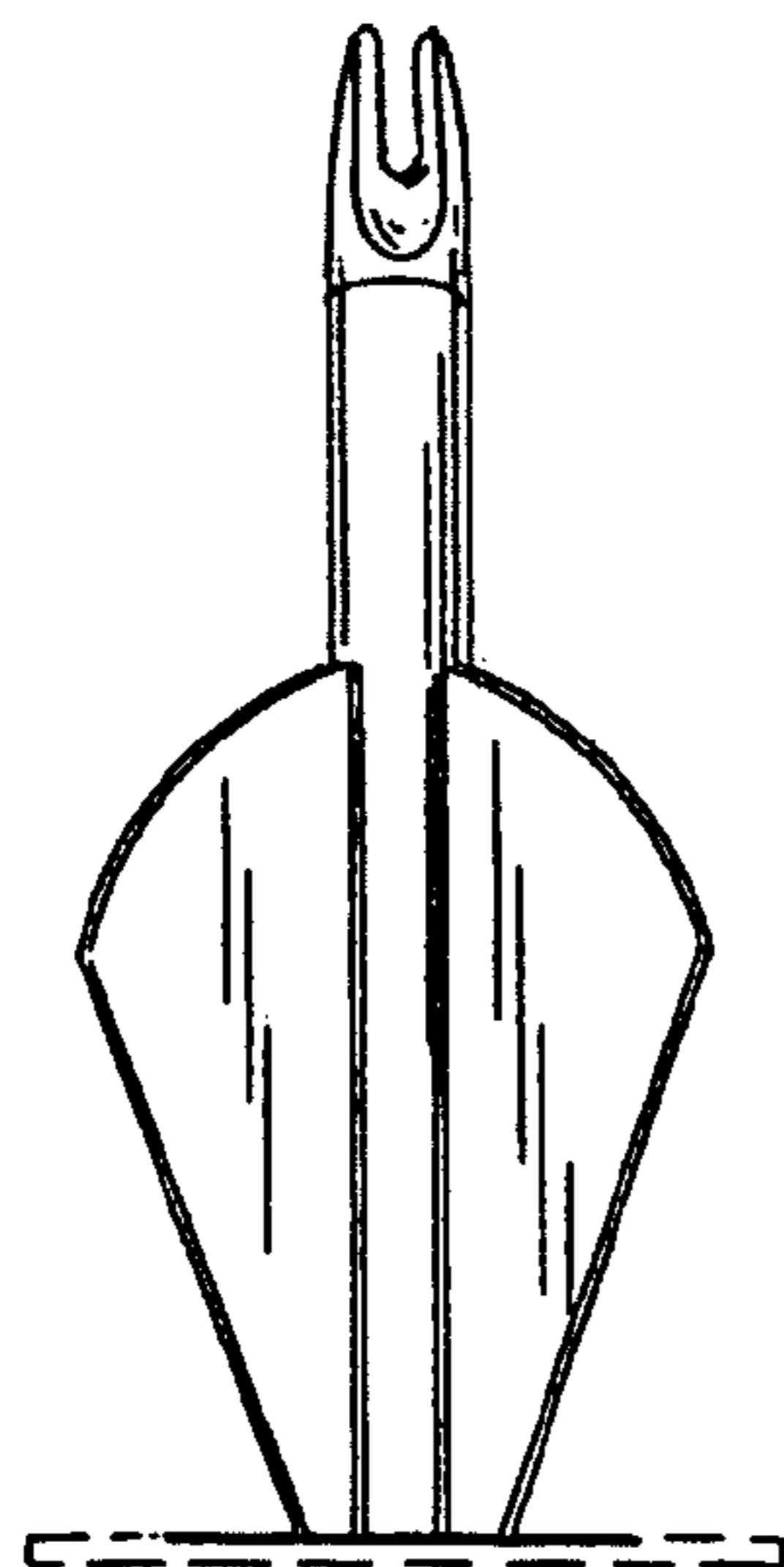


FIG. 5

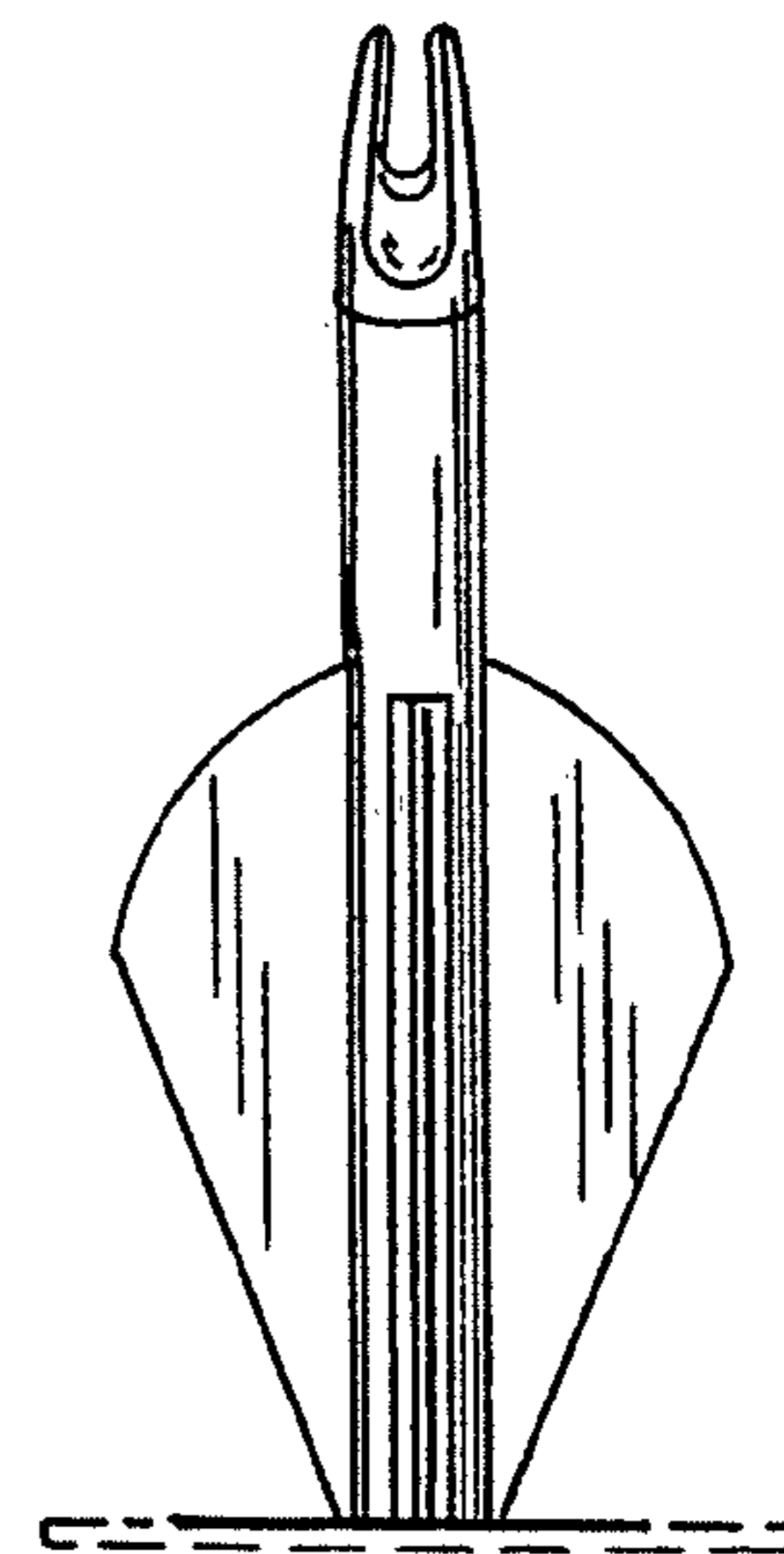


FIG. 3