



US00D610032S

(12) **United States Design Patent**  
**White**

(10) **Patent No.:** **US D610,032 S**

(45) **Date of Patent:** **\*\* Feb. 16, 2010**

(54) **FINGER RING**

(76) **Inventor:** **Vernon White**, 237 Florida Road,  
Morningside, Durban (ZA) 4000

(\*\*) **Term:** **14 Years**

(21) **Appl. No.:** **29/342,464**

(22) **Filed:** **Aug. 25, 2009**

**Related U.S. Application Data**

(62) Division of application No. 29/299,698, filed on Jan. 2,  
2008.

**Foreign Application Priority Data**

Jul. 2, 2007 (ZA) ..... A2007/01137

(51) **LOC (9) Cl.** ..... **11-01**

(52) **U.S. Cl.** ..... **D11/26**

(58) **Field of Classification Search** ..... D11/26-39;  
63/15, 15.1-15.4, 15.45, 15.5, 15.6, 15.65,  
63/15.7

See application file for complete search history.

**References Cited**

**U.S. PATENT DOCUMENTS**

D184,833 S \* 4/1959 Sager ..... D11/39

3,995,447 A *	12/1976	Levsunov	.....	63/1.12
D342,039 S *	12/1993	Ambar	.....	D11/26
D363,252 S *	10/1995	Ambar et al.	.....	D11/34
D374,411 S *	10/1996	Ambar	.....	D11/34
6,062,045 A *	5/2000	West	.....	63/15
D432,445 S *	10/2000	Canty	.....	D11/3
D489,023 S *	4/2004	Steiner	.....	D11/38
D520,897 S *	5/2006	Sandberg	.....	D11/34
D531,077 S *	10/2006	Waldmann et al.	.....	D11/39

\* cited by examiner

*Primary Examiner*—Cathron C Brooks

*Assistant Examiner*—Melanie Levy

(74) *Attorney, Agent, or Firm*—Young & Thompson

(57) **CLAIM**

The ornamental design for a finger ring, as shown and described.

**DESCRIPTION**

FIG. 1 is a top and side perspective view of a finger ring showing my new design;

FIG. 2 is a side elevational view thereof, all side elevational views thereof being identical; and,

FIG. 3 is a top plan view thereof, the bottom plan view being identical.

**1 Claim, 1 Drawing Sheet**

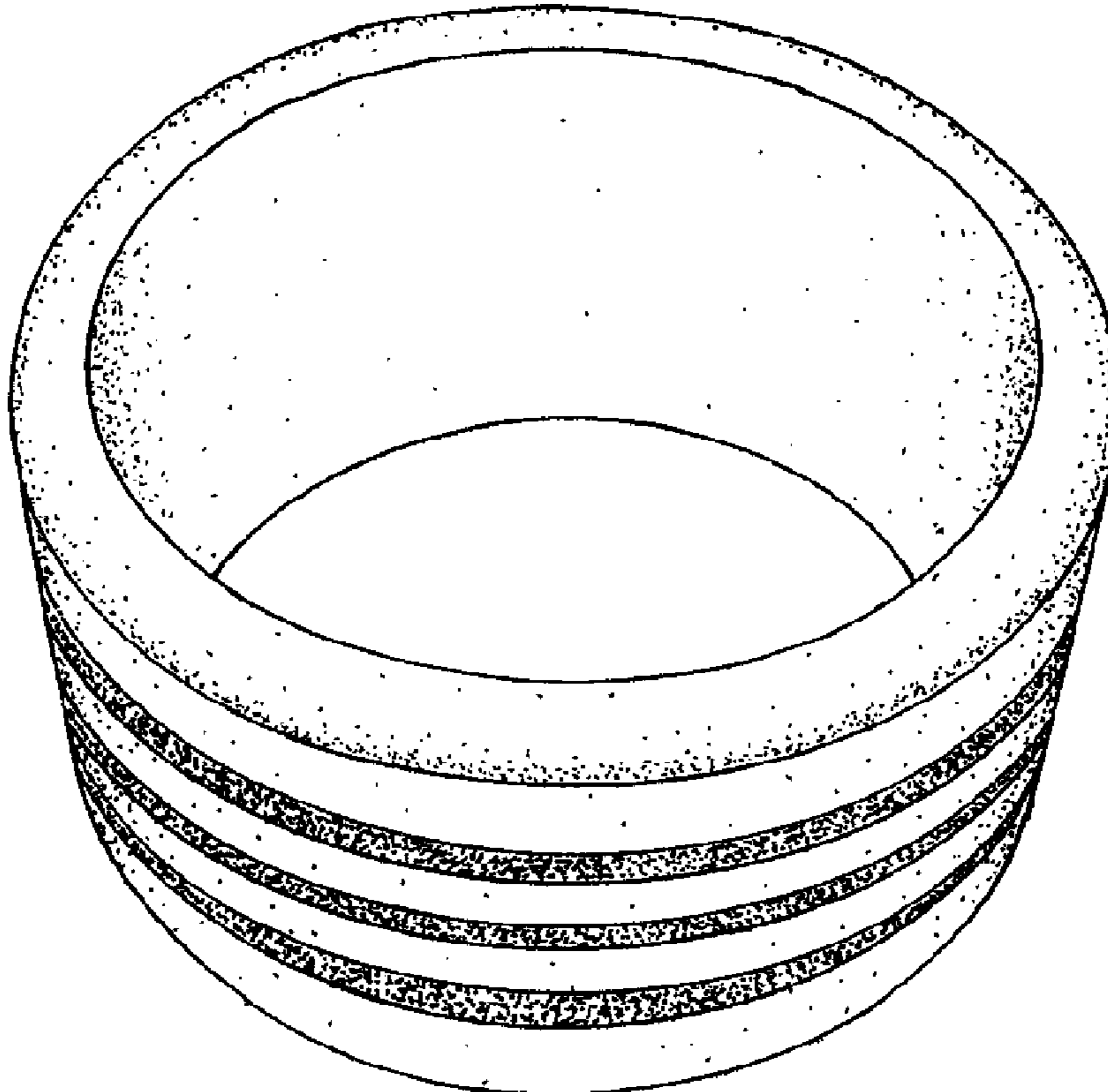


Figure 1

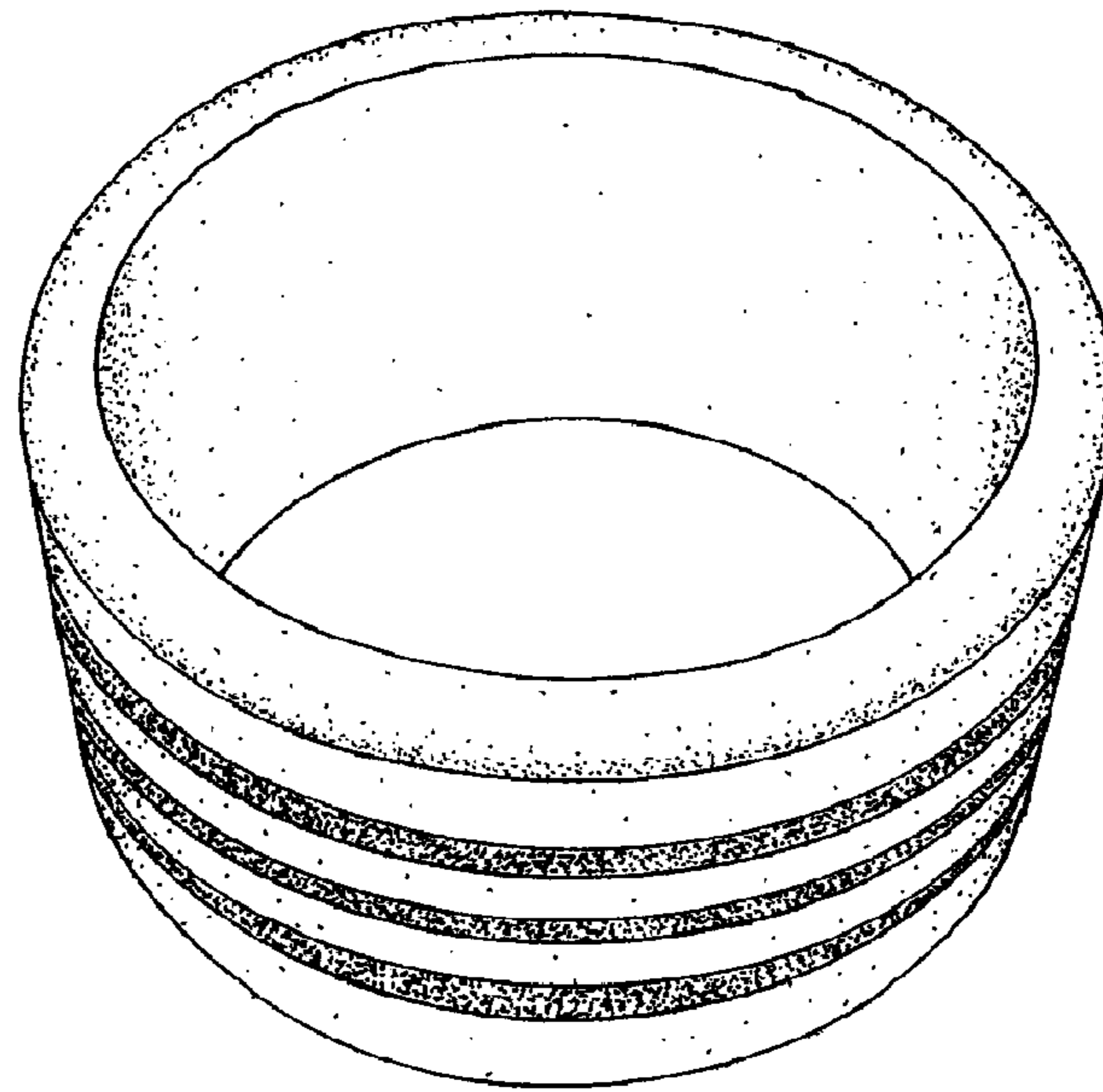


Figure 2




Figure 3

