



US00D610015S

(12) **United States Design Patent**
Yourist et al.

(10) **Patent No.:** **US D610,015 S**

(45) **Date of Patent:** **** Feb. 16, 2010**

(54) **CONTAINER**

(75) Inventors: **Sheldon E. Yourist**, York, PA (US);
Anthony J. Schlies, York, PA (US)

(73) Assignee: **Graham Packaging Company, L.P.**,
York, PA (US)

(**) Term: **14 Years**

(21) Appl. No.: **29/319,258**

(22) Filed: **Jun. 6, 2008**

(51) **LOC (9) Cl.** **09-01**

(52) **U.S. Cl.** **D9/538**

(58) **Field of Classification Search** D9/516,
D9/529–530, 537–543, 549, 551, 556–558,
D9/682–694; 215/381–385

See application file for complete search history.

(56) **References Cited**

U.S. PATENT DOCUMENTS

D315,869	S	*	4/1991	Collette	D9/551
D387,671	S	*	12/1997	Panella	D9/538
6,036,037	A	*	3/2000	Scheffer et al.	215/381
D423,365	S	*	4/2000	Eberle et al.	D9/538
6,062,409	A	*	5/2000	Eberle	215/381
D429,647	S	*	8/2000	Warner et al.	D9/538
D445,033	S	*	7/2001	Bretz et al.	D9/520
D446,126	S	*	8/2001	Bretz et al.	D9/557 X
D453,004	S		1/2002	Hirata		
D454,500	S	*	3/2002	Bretz et al.	D9/557 X
D465,158	S	*	11/2002	Peek et al.	D9/574 X
D466,813	S		12/2002	Theirjung et al.		
D479,690	S	*	9/2003	DeGross	D9/540 X

D525,530	S	*	7/2006	Livingston et al.	D9/538
D531,508	S	*	11/2006	Steih et al.	D9/516
D532,693	S	*	11/2006	Steih et al.	D9/516
7,178,684	B1	*	2/2007	Budden et al.	215/384 X
D545,198	S		6/2007	Hatcher et al.		
D547,665	S		7/2007	Lepoitevin et al.		
D548,087	S		8/2007	Wolf		
D551,081	S	*	9/2007	Ohara et al.	D9/537 X
D555,499	S	*	11/2007	Ross	D9/549 X
D578,399	S	*	10/2008	Hestehave	D9/541
D584,627	S	*	1/2009	Lepoitevin	D9/538
D588,463	S	*	3/2009	Forget	D9/542

* cited by examiner

Primary Examiner—Carol Rademaker

(74) *Attorney, Agent, or Firm*—Knoble Yoshida & Dunleavy,
LLC

(57) **CLAIM**

The ornamental design for a “container,” as shown and described.

DESCRIPTION

FIG. 1 is a perspective view showing our new design;

FIG. 2 is a front elevational view;

FIG. 3 is a rear elevational view;

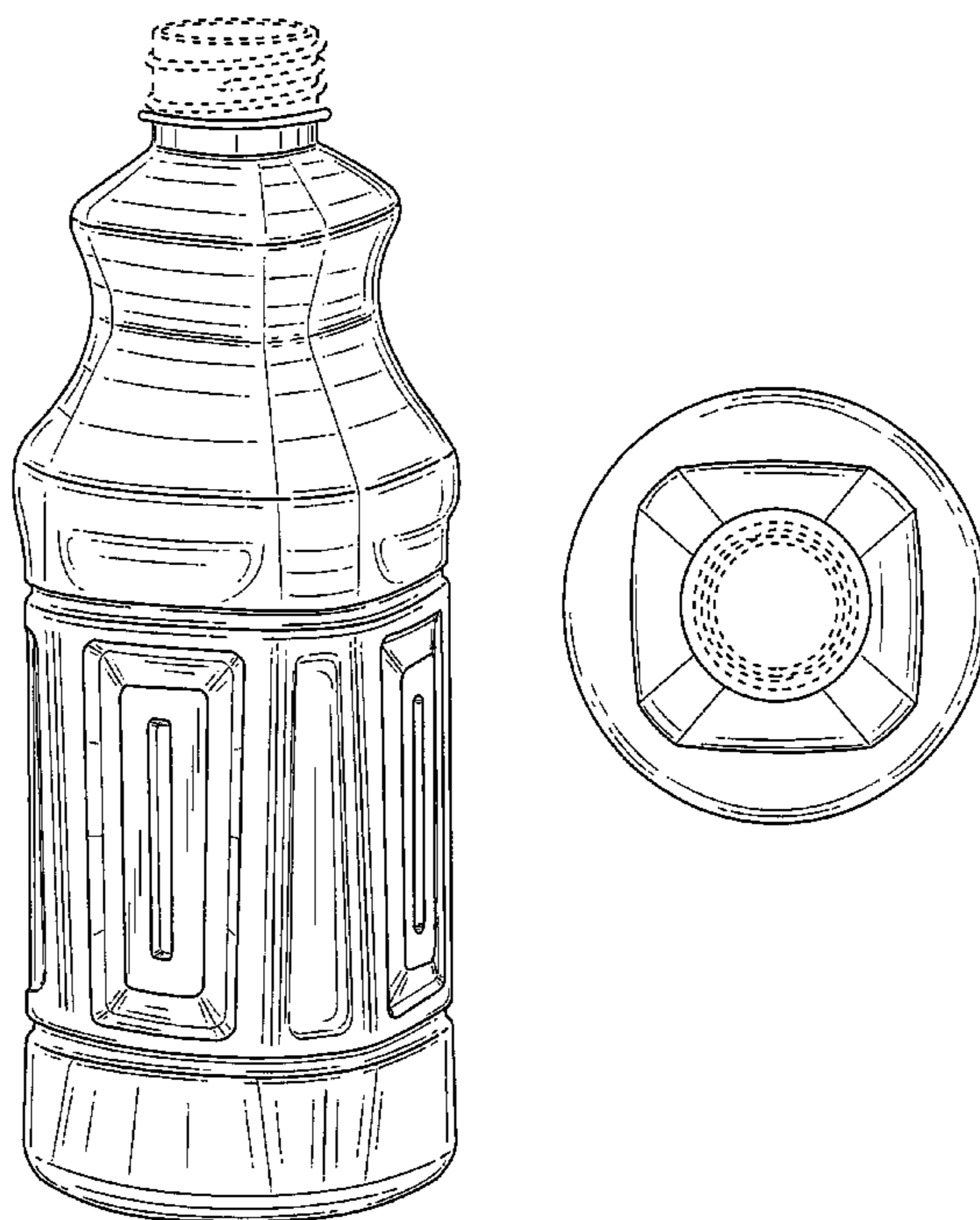
FIG. 4 is a first side elevational view;

FIG. 5 is a second side elevational view; and,

FIG. 6 is a top plan view.

Any broken lines in the drawings depict probable environment only and form no part of the claimed design.

1 Claim, 6 Drawing Sheets






FIG. 1




FIG. 2




FIG. 3

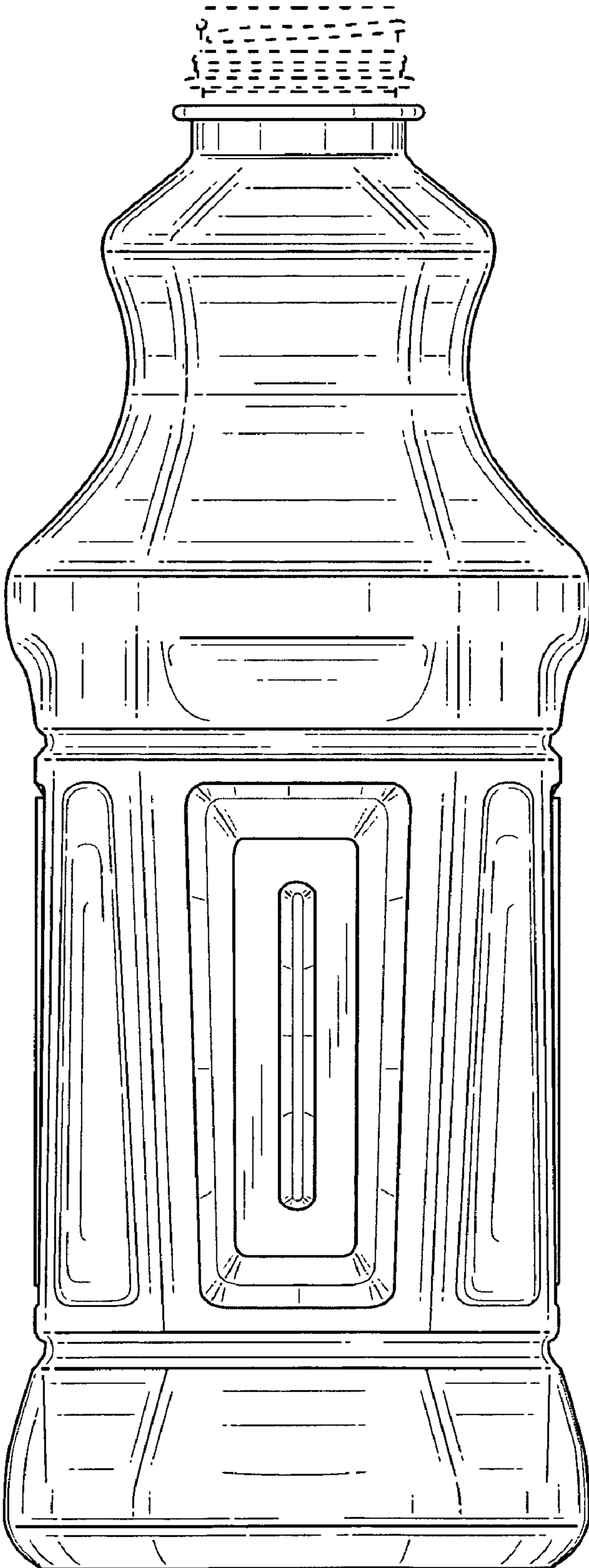


FIG. 4




FIG. 5

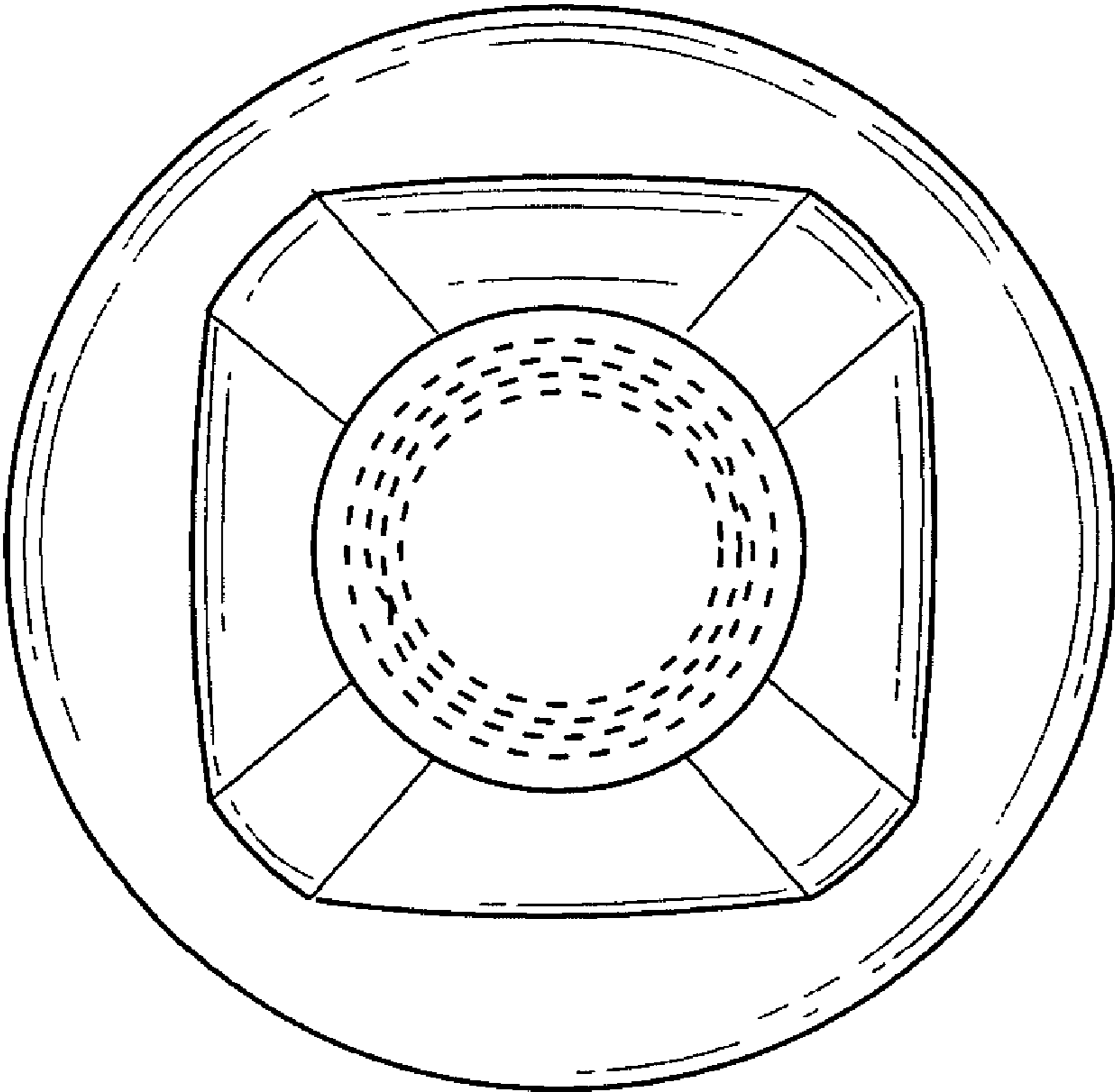


FIG. 6