



US00D610012S

(12) **United States Design Patent**  
**MacDonald et al.**

(10) **Patent No.:** **US D610,012 S**  
(45) **Date of Patent:** **\*\* Feb. 16, 2010**

(54) **REFILL BOTTLE**

(75) Inventors: **John W. R. MacDonald**, Bristol (GB);  
**Christopher L. Padain**, Montvale, NJ  
(US); **Thomas E. Walker**, Bristol (GB);  
**Craig I. Wightman**, Bristol (GB)

(73) Assignee: **Reckitt Benckiser (UK) Limited**,  
Slough, Berkshire (GB)

(\*\*) Term: **14 Years**

(21) Appl. No.: **29/313,714**

(22) Filed: **Feb. 4, 2009**

(30) **Foreign Application Priority Data**

Aug. 14, 1920 (EM) ..... 000987284-0001

(51) **LOC (9) Cl.** ..... **09-01**

(52) **U.S. Cl.** ..... **D9/521; D9/454; D9/529;**  
D9/558

(58) **Field of Classification Search** ..... D9/434,  
D9/435, 454, 500, 503, 504, 516, 521, 522,  
D9/529, 549, 551, 558, 572, 574, 723, 726,  
D9/727, 728, 729; 215/381-385

See application file for complete search history.

(56) **References Cited**

**U.S. PATENT DOCUMENTS**

D291,659 S \* 9/1987 Powell ..... D9/414  
D379,923 S \* 6/1997 De Baschmakoff ..... D9/697  
D464,269 S \* 10/2002 Pannozzo et al. .... D9/558  
D478,809 S \* 8/2003 Cummings ..... D9/729

D489,267 S \* 5/2004 Rennie et al. .... D9/521  
D492,592 S \* 7/2004 Palomino, Jr. .... D9/727  
D522,867 S \* 6/2006 Bakic ..... D9/522  
D525,135 S \* 7/2006 Bakic ..... D9/521  
D525,873 S \* 8/2006 Haubert et al. .... D9/529  
D558,590 S 1/2008 Cowan-Hughes et al.  
D585,750 S \* 2/2009 Kuzma et al. .... D9/529  
D586,233 S \* 2/2009 Carnduff et al. .... D9/729  
D587,122 S \* 2/2009 Herstol et al. .... D9/529  
D588,919 S \* 3/2009 Webster et al. .... D9/521  
D595,582 S \* 7/2009 Cowan-Hughes et al. .... D9/521

\* cited by examiner

*Primary Examiner*—Stella M Reid

*Assistant Examiner*—Elizabeth J Oswecki

(74) *Attorney, Agent, or Firm*—TraskBritt

(57) **CLAIM**

The ornamental design for a refill bottle, as shown and described.

**DESCRIPTION**

FIG. 1 is a perspective view of a refill bottle showing our new design;

FIG. 2 is a front view thereof;

FIG. 3 is a rear view thereof;

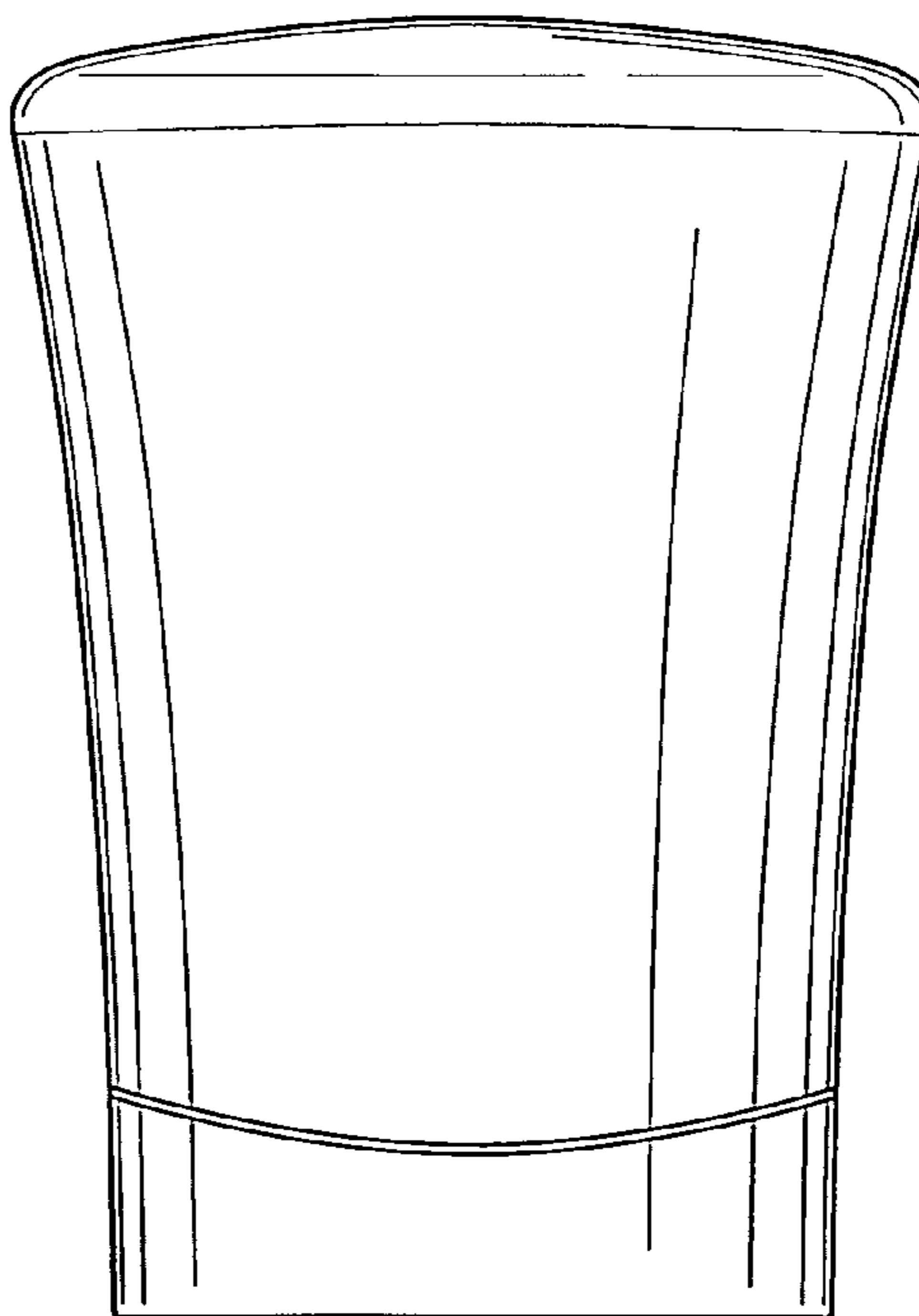

FIG. 4 is a right side view thereof;


FIG. 5 is a left side view thereof;

FIG. 6 is a top view thereof; and,

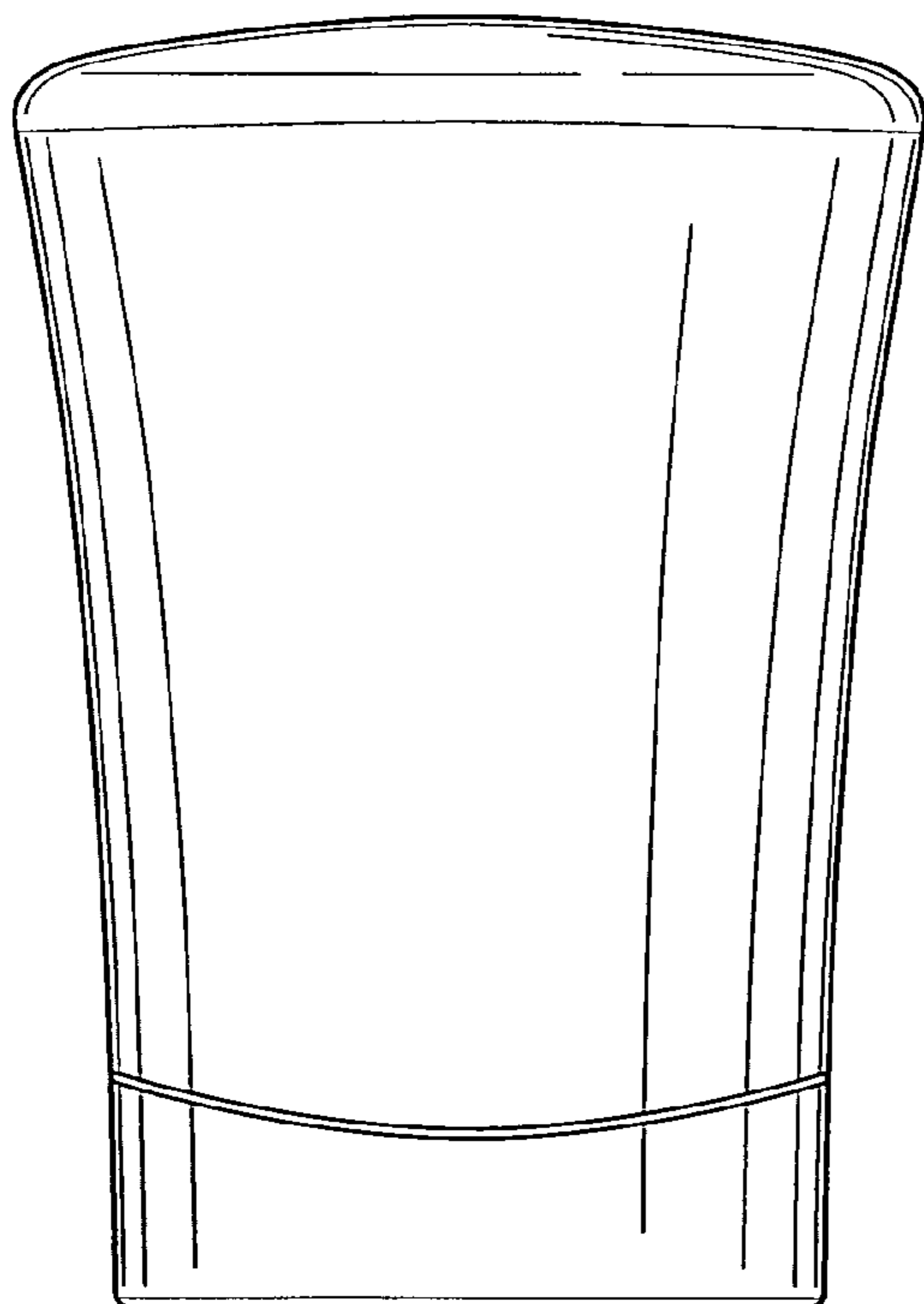
FIG. 7 is a bottom view thereof.

**1 Claim, 2 Drawing Sheets**

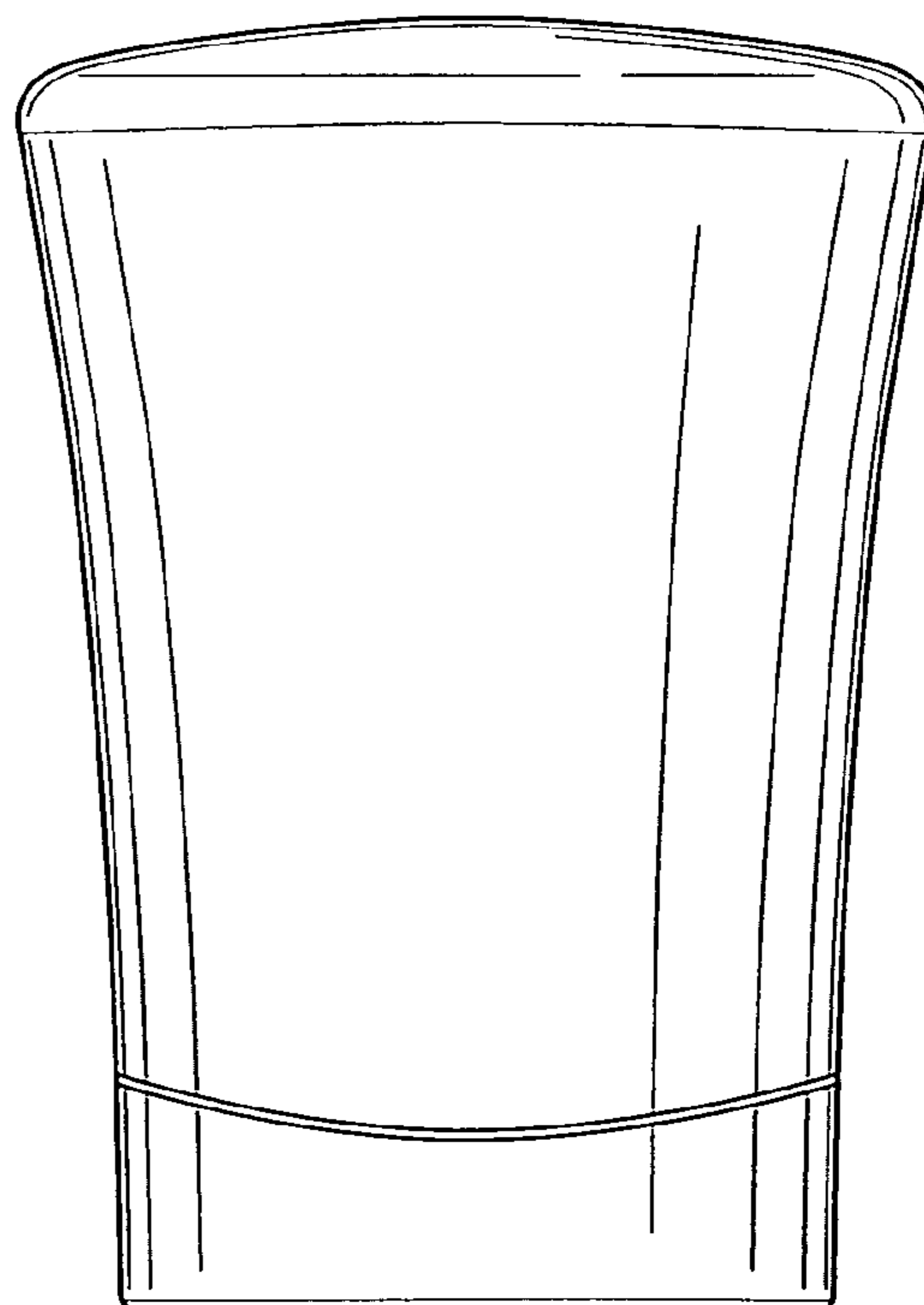




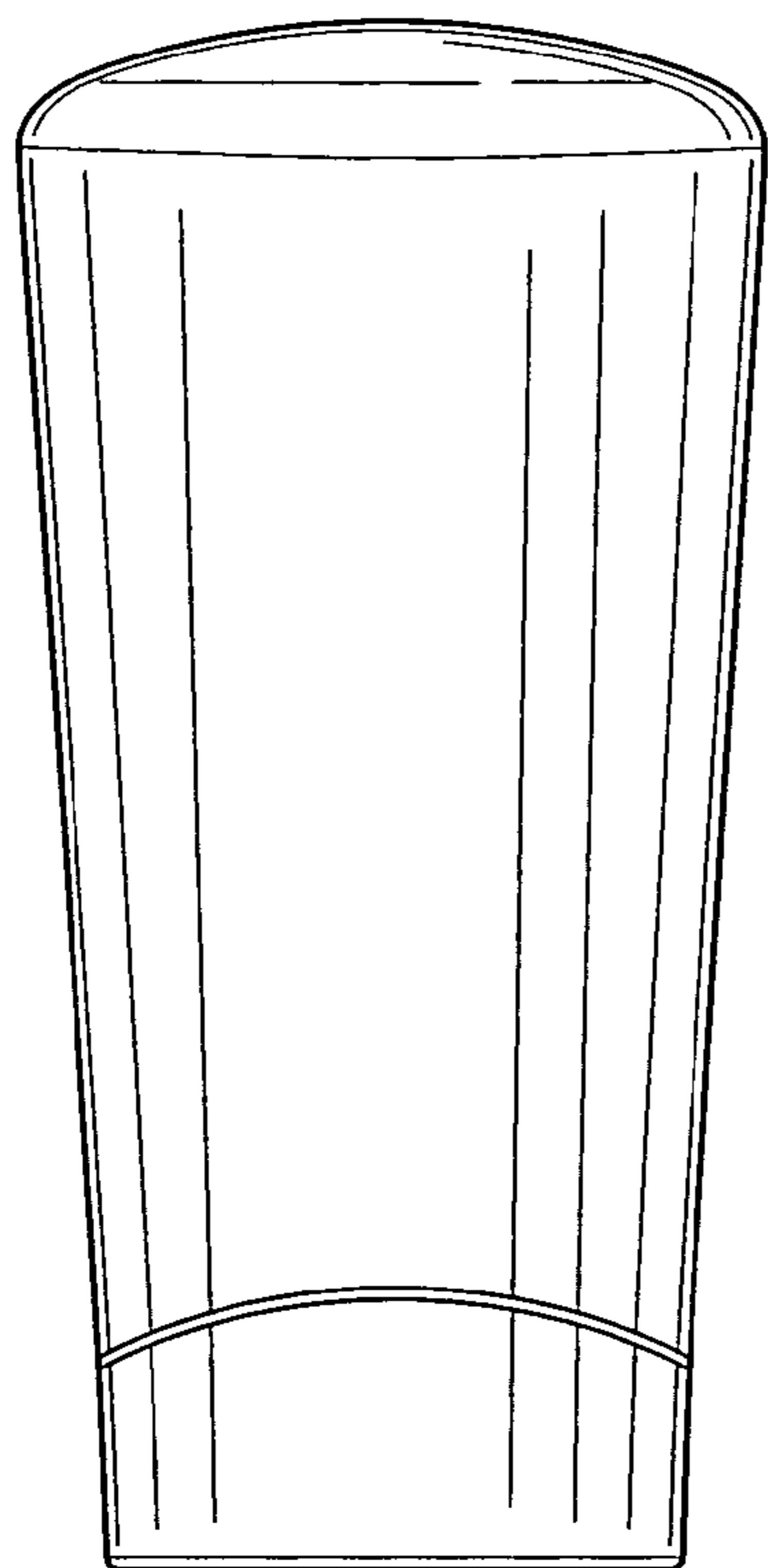
**FIG. 1**



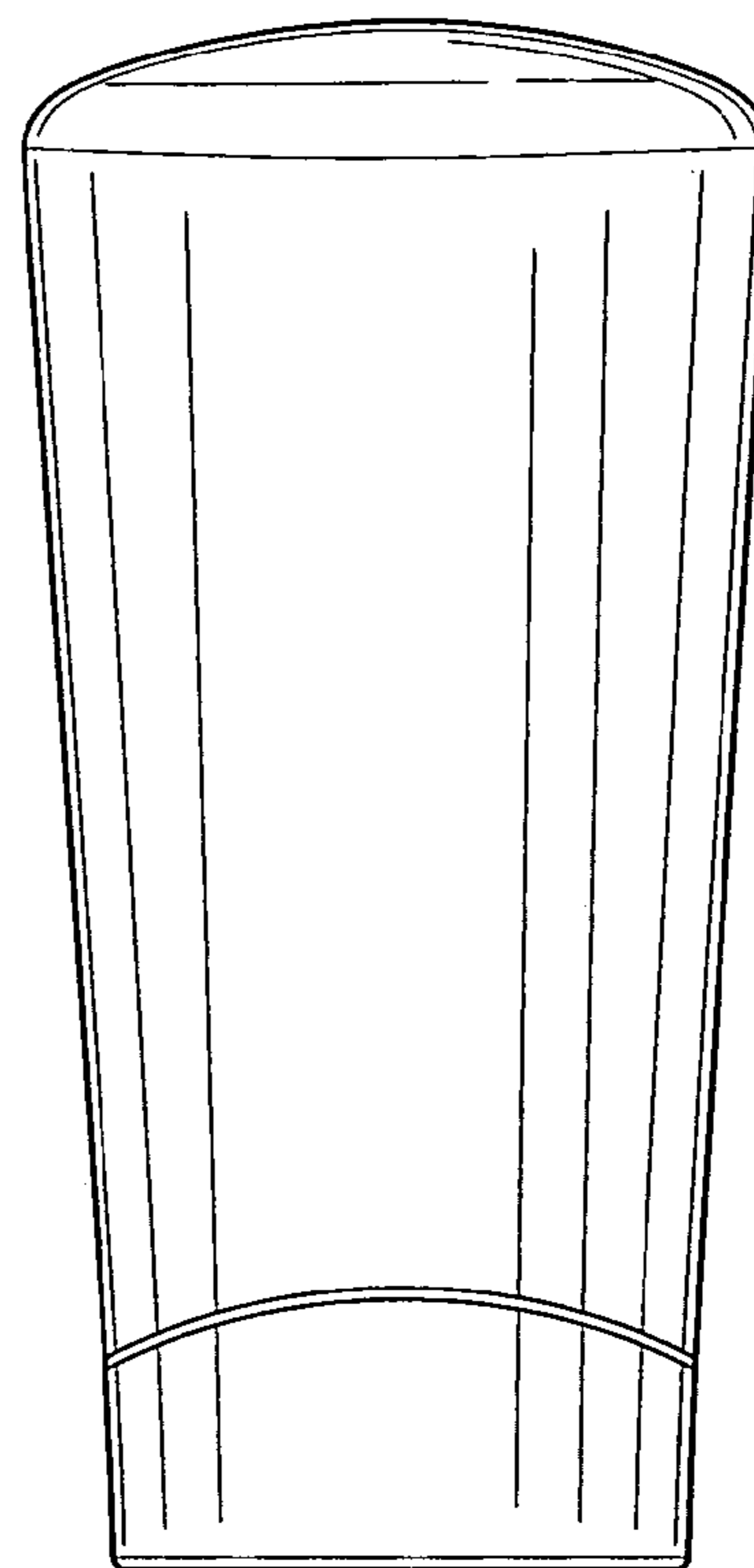
**FIG. 2**



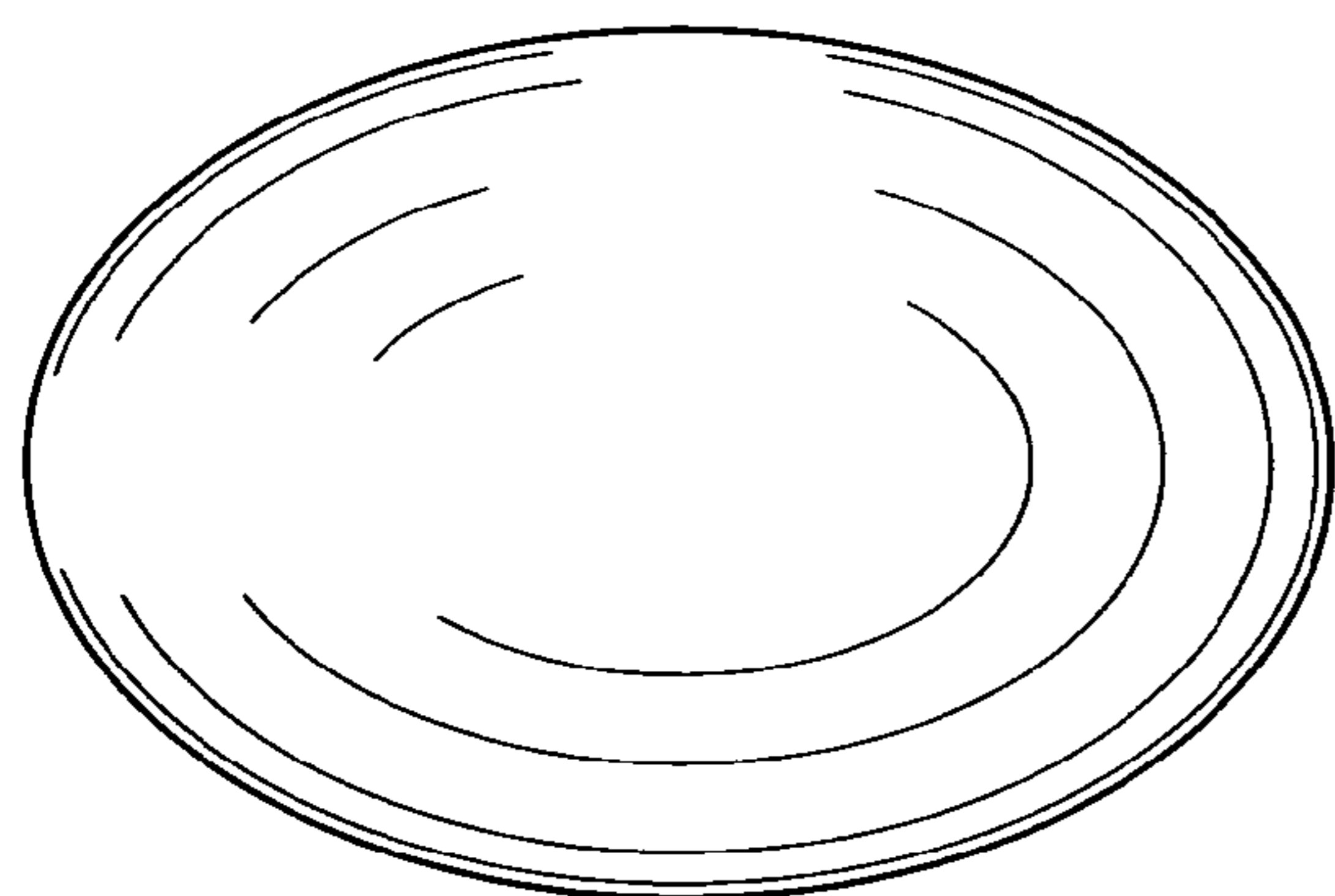
**FIG. 3**



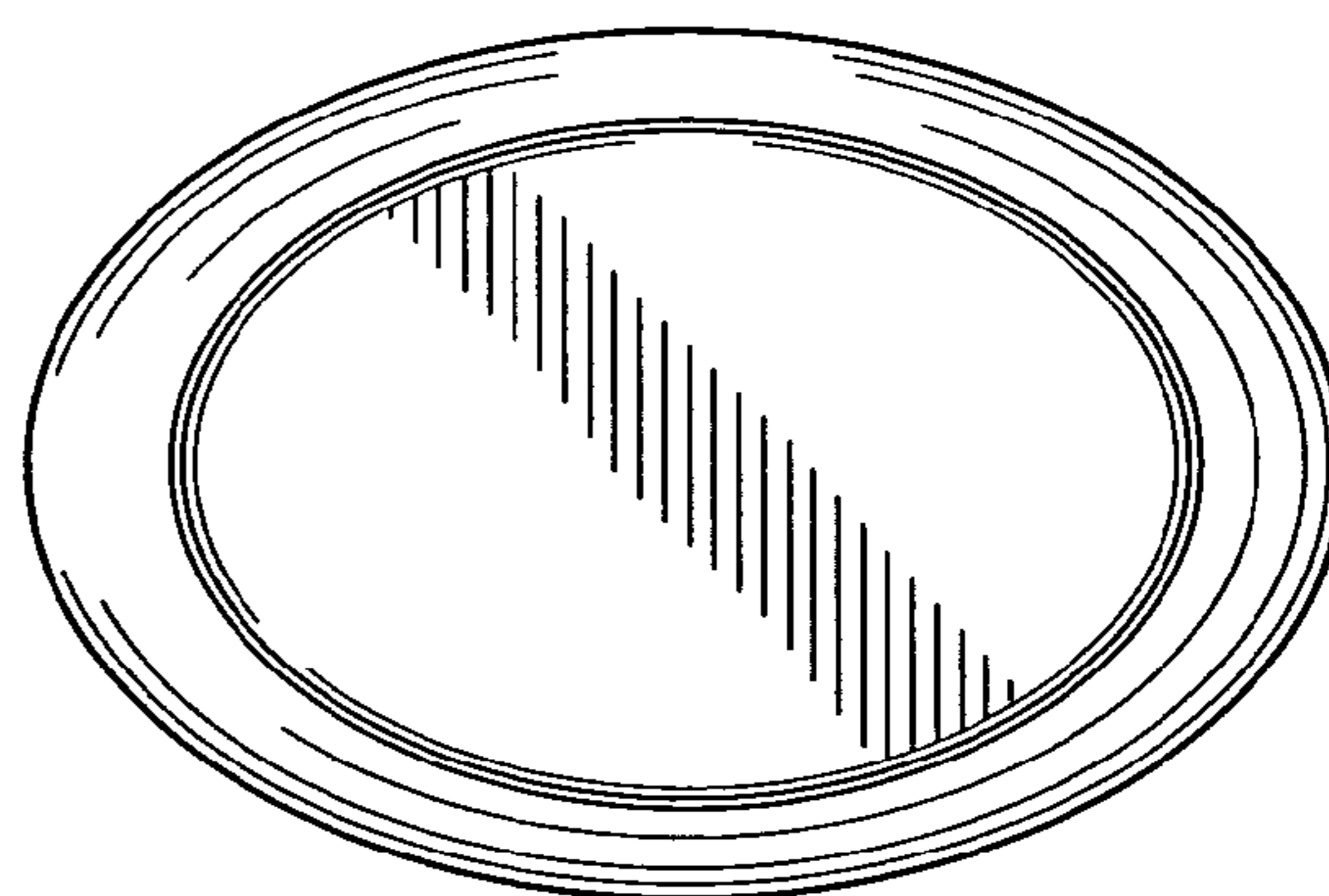
**FIG. 4**



**FIG. 5**



**FIG. 6**



**FIG. 7**

UNITED STATES PATENT AND TRADEMARK OFFICE  
**CERTIFICATE OF CORRECTION**

PATENT NO. : Des. 610,012 S  
APPLICATION NO. : 29/313714  
DATED : February 16, 2010  
INVENTOR(S) : John W. R. MacDonald et al.

Page 1 of 1

It is certified that error appears in the above-identified patent and that said Letters Patent is hereby corrected as shown below:

**On the title page:**

In ITEM (30), Foreign Application  
Priority Data

Change "Aug. 14, 1920" to --Aug. 14, 2008--

Signed and Sealed this

Twenty-third Day of March, 2010



David J. Kappos  
*Director of the United States Patent and Trademark Office*