

US00D609996S

(12) **United States Design Patent**
Le

(10) **Patent No.:** **US D609,996 S**
(45) **Date of Patent:** **** Feb. 16, 2010**

(54) **WALL BRACKET TO MOUNT A PRIVACY SCREEN**

Primary Examiner—Susan Bennett Hattan
(74) *Attorney, Agent, or Firm*—Roy, Kiesel, etc.

(76) **Inventor:** **Crystal Khanh Le**, 10465 Darryl Dr.,
Baton Rouge, LA (US) 70815

(57) **CLAIM**

(**) **Term:** **14 Years**

The ornamental design for a wall bracket to mount a privacy screen, as shown and described.

(21) **Appl. No.:** **29/335,096**

(22) **Filed:** **Apr. 8, 2009**

DESCRIPTION

(51) **LOC (9) Cl.** **08-05**

(52) **U.S. Cl.** **D8/380**

(58) **Field of Classification Search** D8/403,
D8/381, 380, 373, 363, 354, 349; D6/574,
D6/573, 572; 52/712-715, 665, 506.06;
292/346; 248/265, 247, 243, 235, 200; 108/85;
D25/119, 102, 112, 126, 141
See application file for complete search history.

FIG. 1 is a perspective view illustrating one side, the top, the front and a portion of the bottom of a wall bracket used to mount a privacy screen of this invention.

FIG. 2 is a front view of the wall bracket to mount a privacy screen of FIG. 1.

FIG. 3 is a back view of the wall bracket to mount a privacy screen of FIG. 1.

FIG. 4 is a top view of the wall bracket to mount a privacy screen of FIG. 1.

FIG. 5 is a side view of the wall bracket to mount a privacy screen of FIG. 1; and,

FIG. 6 is a bottom view of the wall bracket to mount a privacy screen of FIG. 1.

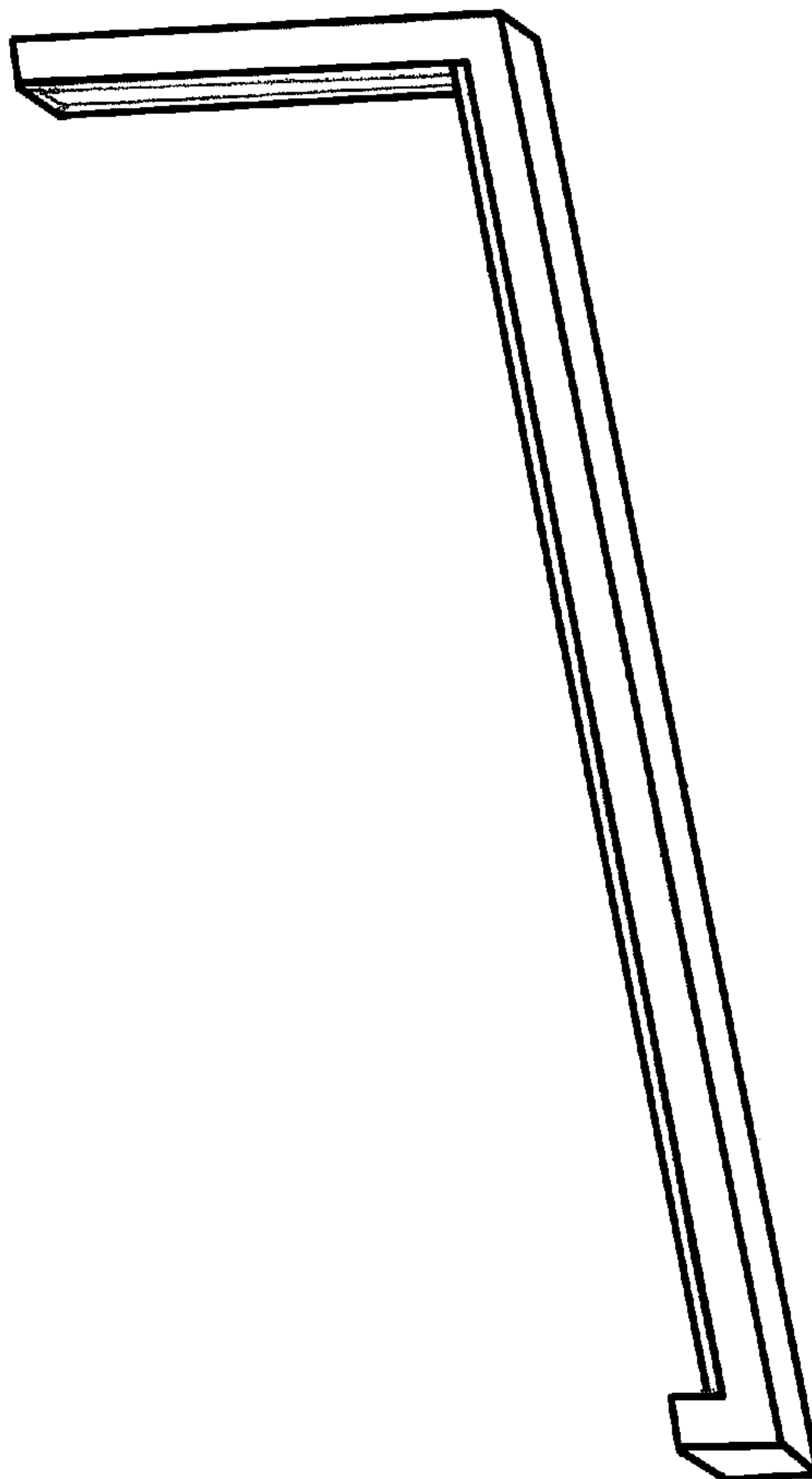
(56) **References Cited**

U.S. PATENT DOCUMENTS

D287,817 S *	1/1987	Henin	D8/380
D415,015 S *	10/1999	Pare et al.	D8/381
D416,470 S	11/1999	Aldeghi		
D533,445 S *	12/2006	Janzen	D8/380

* cited by examiner

1 Claim, 3 Drawing Sheets



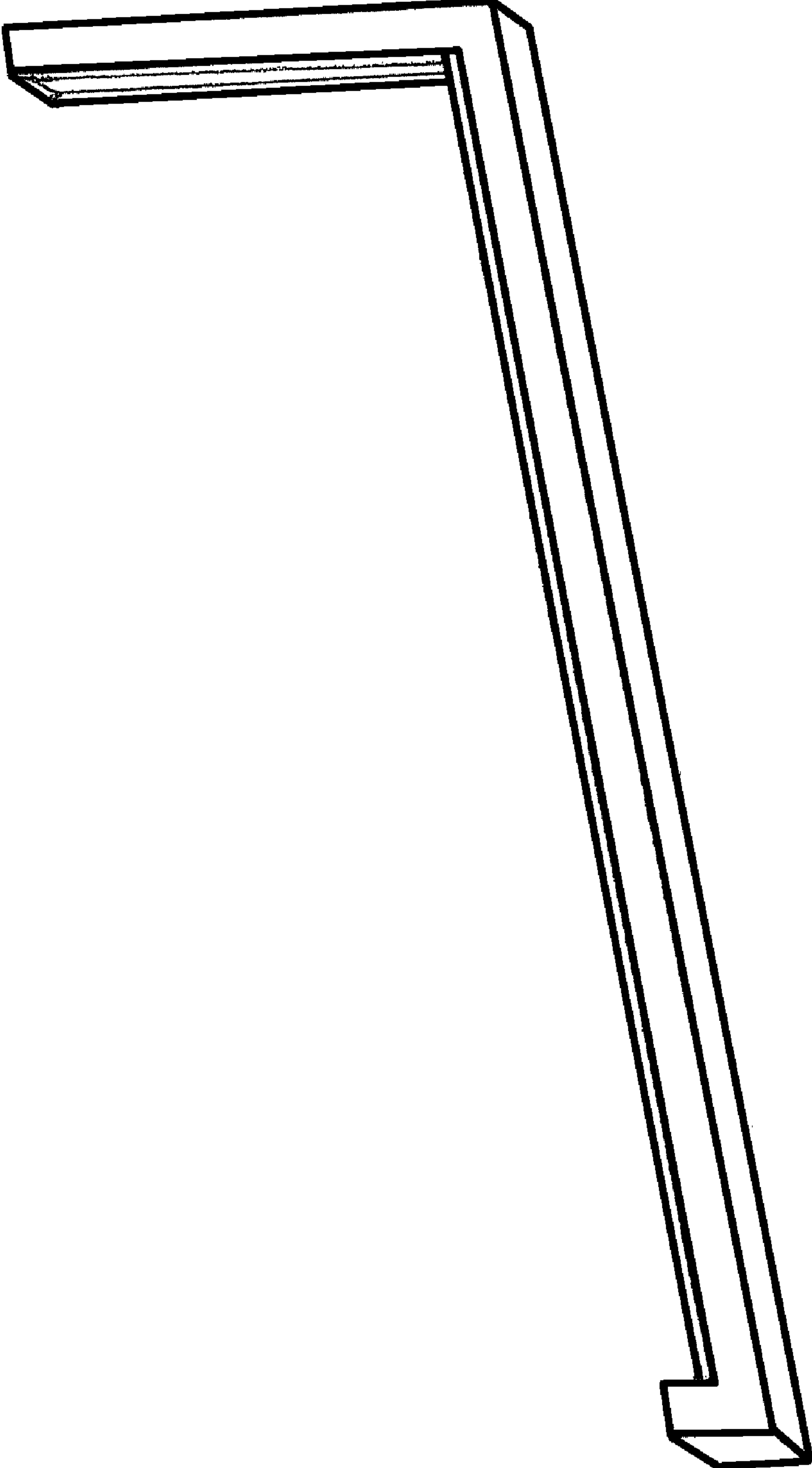


FIGURE 1

FIGURE 2

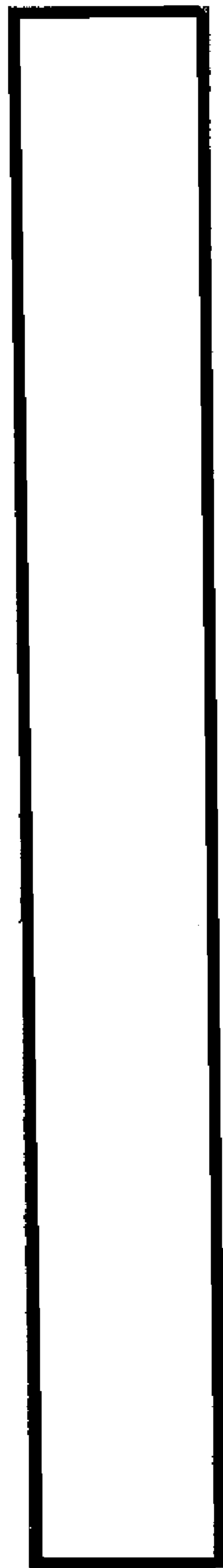


FIGURE 3

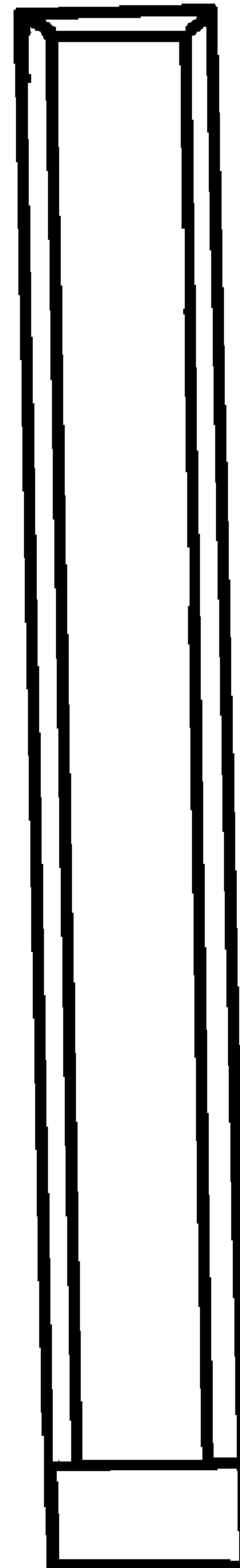


FIGURE 4



FIGURE 5




FIGURE 6

