



US00D609986S

(12) **United States Design Patent**  
**Crane et al.**

(10) **Patent No.:** **US D609,986 S**

(45) **Date of Patent:** **\*\* Feb. 16, 2010**

(54) **CAN OPENER WITH SCOOP**

(76) Inventors: **Samuel Crane**, 2 Eastland Dr., Glen Cove, NY (US) 11542; **Charles A. Viola**, 511 S. 2nd St., Fairfield, IA (US) 52556

(\*\*) Term: **14 Years**

(21) Appl. No.: **29/294,909**

(22) Filed: **Feb. 2, 2008**

(51) **LOC (9) Cl.** ..... **07-99**

(52) **U.S. Cl.** ..... **D8/34**

(58) **Field of Classification Search** ..... D8/14,  
D8/16-19, 33-43, 80, 89, 105; 7/113, 151-156;  
30/400-410, 416-430, 433, 434, 443, 450;  
81/3.07, 3.09, 3.2, 3.27, 3.29, 3.31, 3.35,  
81/3.37, 3.4, 3.45, 3.48, 3.49, 3.55  
See application file for complete search history.

(56) **References Cited**

**U.S. PATENT DOCUMENTS**

D213,913 S *	4/1969	Berki	.....	D8/14
D231,074 S *	4/1974	Jones	.....	D8/88
D245,393 S *	8/1977	Madsen et al.	.....	D8/18
D255,773 S *	7/1980	Raske	.....	D8/18
D348,594 S *	7/1994	Clark et al.	.....	D8/40

D354,895 S *	1/1995	Flynn	.....	D8/16
D359,893 S *	7/1995	Haynes	.....	D8/14
D382,453 S *	8/1997	Drinkwater	.....	D8/40
D383,952 S *	9/1997	Williams	.....	D8/14
D384,255 S *	9/1997	Beckner	.....	D8/16
D487,218 S *	3/2004	Aronson	.....	D8/40

\* cited by examiner

*Primary Examiner*—Caron Veynar

*Assistant Examiner*—Garth Rademaker

(57) **CLAIM**

The ornamental design for a can opener with scoop, as shown and described.

**DESCRIPTION**

FIG. 1 is a top perspective view of a can opener with scoop, showing our new design;

FIG. 2 is a bottom perspective view thereof;

FIG. 3 is a top plan view thereof;

FIG. 4 is a left side elevational view thereof;

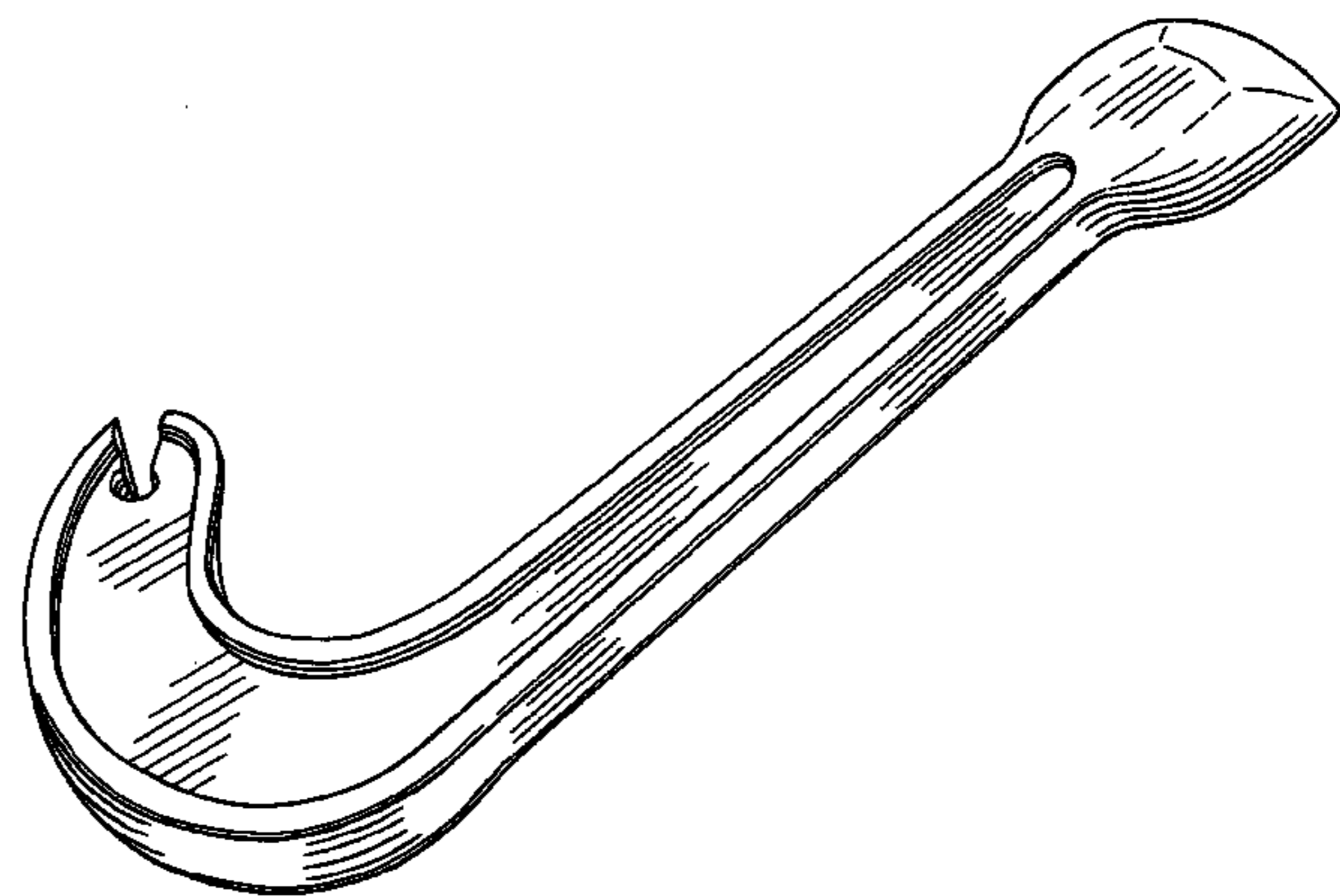
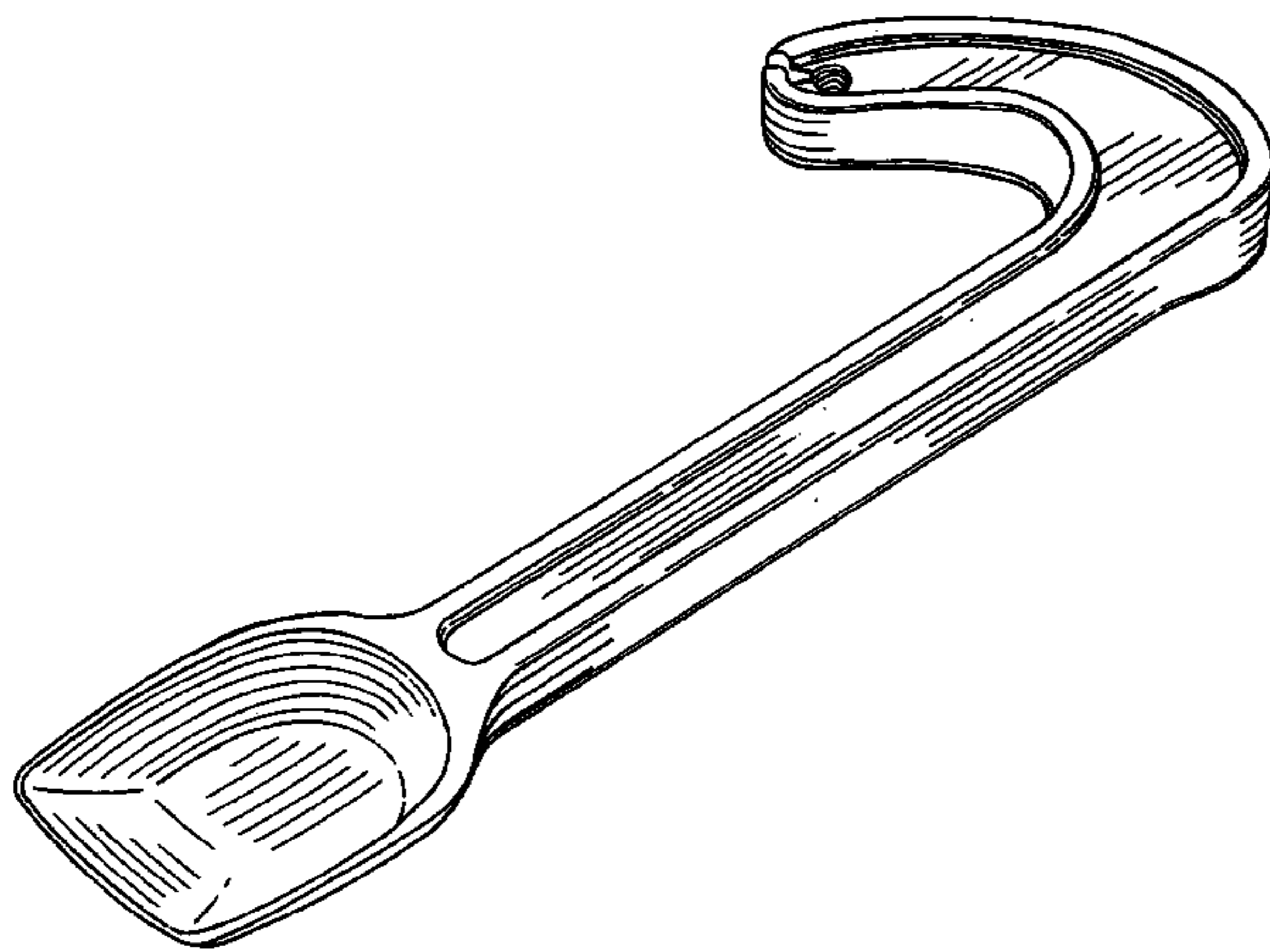
FIG. 5 is a rear end view thereof;

FIG. 6 is a bottom plan view thereof;

FIG. 7 is a right side elevational view thereof; and,

FIG. 8 is a front end view thereof.

**1 Claim, 3 Drawing Sheets**



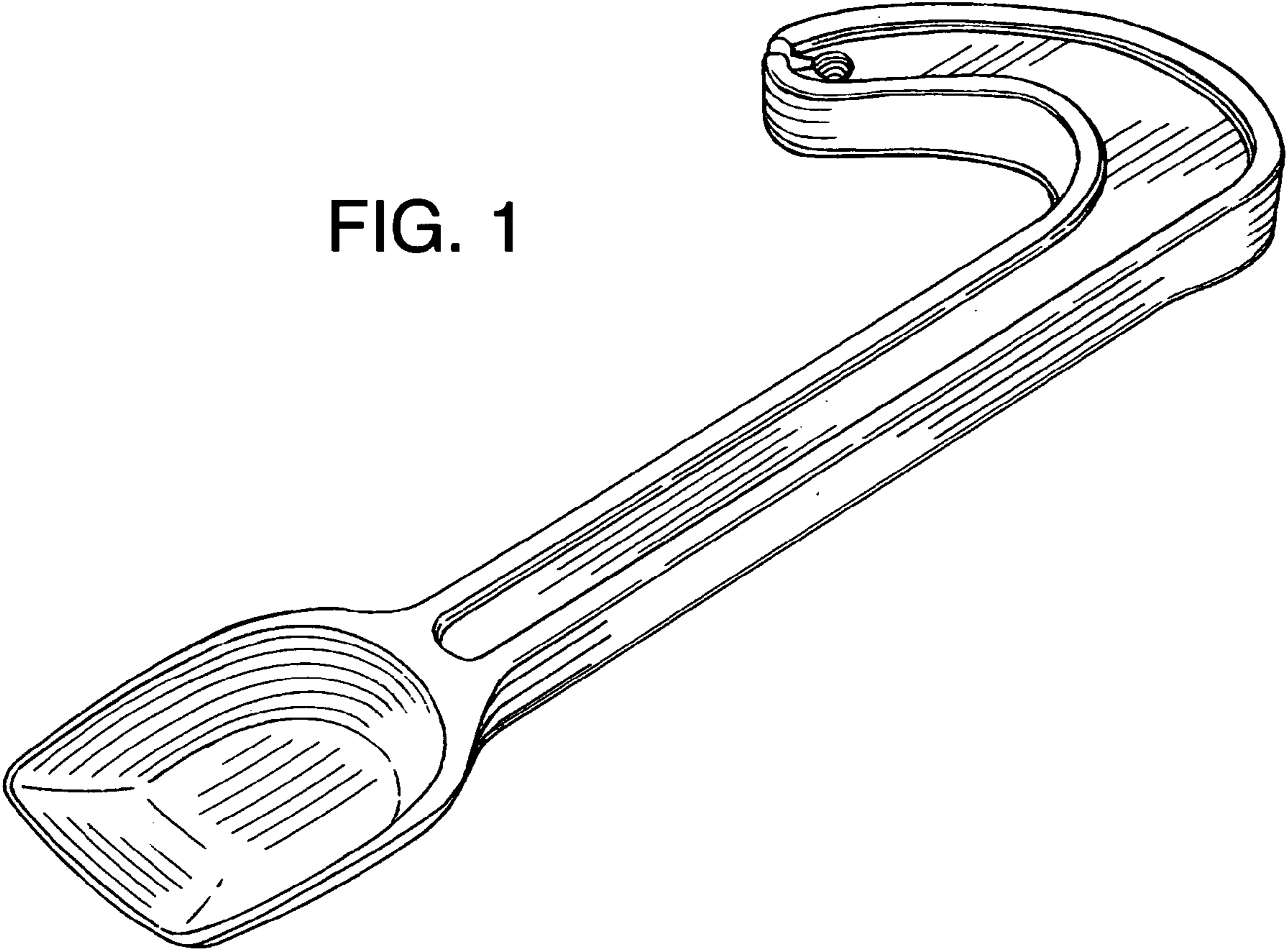


FIG. 1

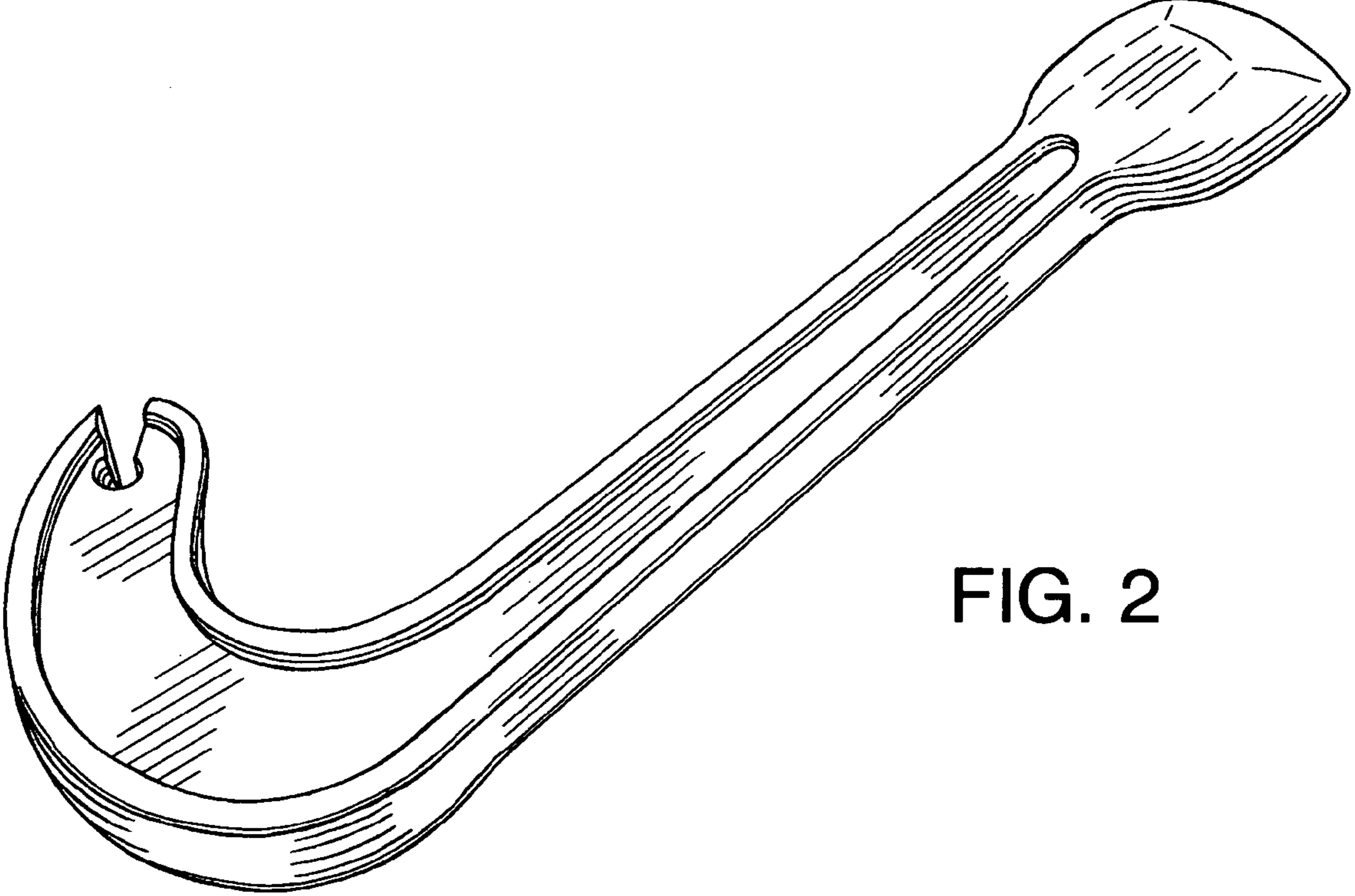


FIG. 2

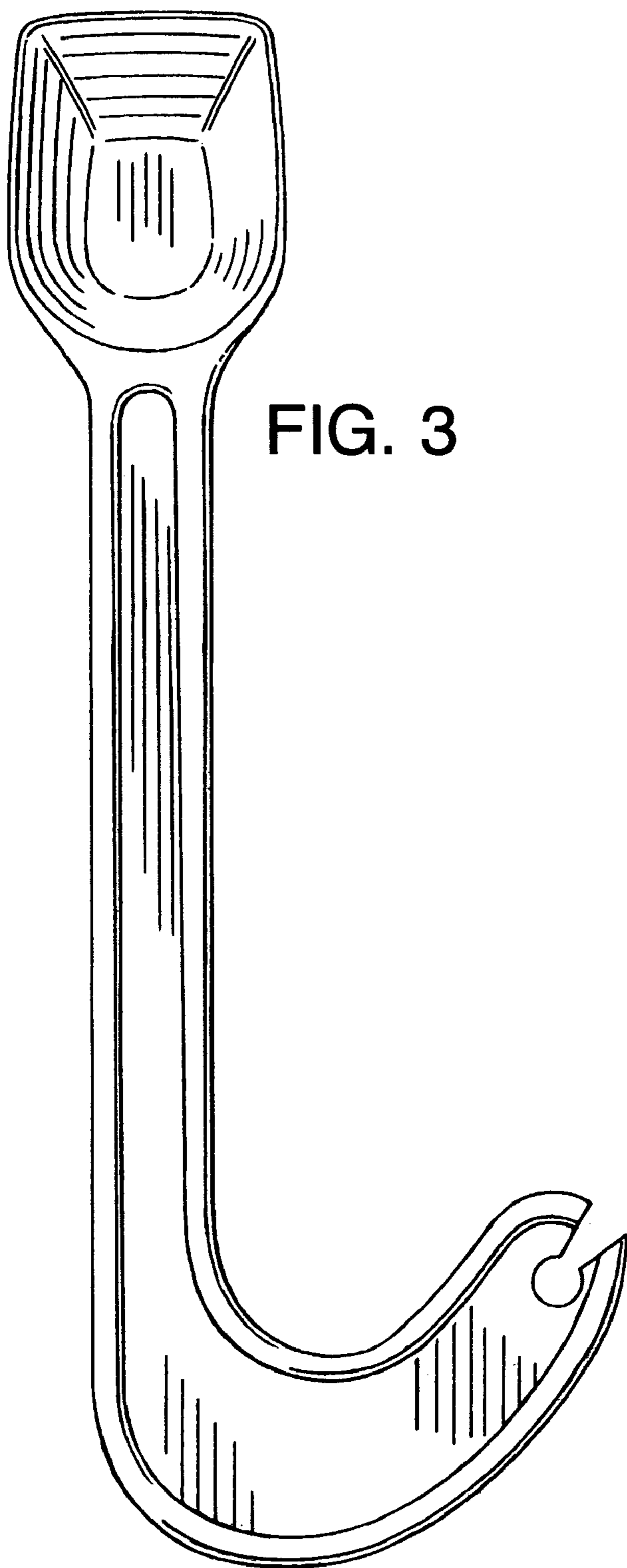


FIG. 3




FIG. 4




FIG. 5

FIG. 6

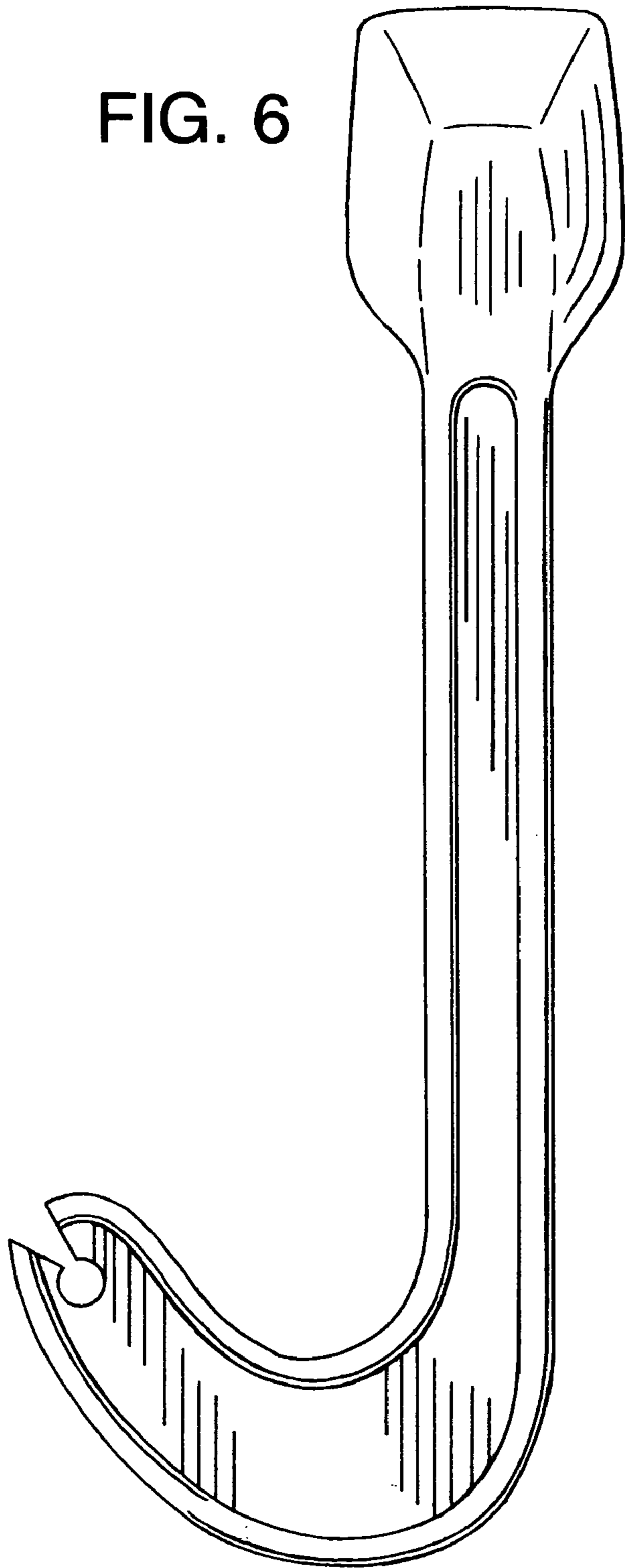


FIG. 7




FIG. 8

