



US00D609983S

(12) **United States Design Patent**
Claypool et al.

(10) **Patent No.:** **US D609,983 S**

(45) **Date of Patent:** **** Feb. 16, 2010**

(54) **ICE SCOOP**

D310,436 S 9/1990 Krauth

D362,161 S 9/1995 Rosenkranz

(75) Inventors: **Christopher Claypool**, Huntersville, NC
(US); **Jacob Connelly**, Concord, NC
(US)

(Continued)

(73) Assignee: **Rubbermaid Incorporated**,
Huntersville, NC (US)

OTHER PUBLICATIONS

(**) Term: **14 Years**

Traex Ice Scoops; p. 101; Libbey Foodservice Sep. 2008 Catalog;3
pages; Aug. 2008.

(21) Appl. No.: **29/324,547**

Primary Examiner—Terry A Wallace

(22) Filed: **Sep. 15, 2008**

(74) *Attorney, Agent, or Firm*—Lempia Braidwood LLC

(51) **LOC (9) Cl.** **07-02**

(52) **U.S. Cl.** **D7/691**

(58) **Field of Classification Search** D7/669,
D7/680–696; 294/55, 51, 1.1; 30/324–328;
D8/10; 15/257.1, 257.9

(57) **CLAIM**

The ornamental design for an “ice scoop,” as shown and
described.

See application file for complete search history.

(56) **References Cited**

DESCRIPTION

U.S. PATENT DOCUMENTS

| | | | |
|---------------|---------|------------------|----------|
| 146,172 A | 1/1874 | Dodge | |
| 171,252 A | 12/1875 | Woodward | |
| 440,059 A | 11/1890 | Quigley | |
| D30,292 S | 2/1899 | Seble | |
| 695,359 A | 3/1902 | Wolfe | |
| 2,511,560 A | 6/1950 | Bechmann | |
| 2,618,501 A | 11/1952 | Tallant | |
| 2,666,309 A * | 1/1954 | Anderson et al. | 15/257.7 |
| D176,658 S | 1/1956 | Emerson | |
| D199,037 S | 9/1964 | Jackson | |
| D207,410 S | 4/1967 | Wildgen | |
| D216,138 S * | 11/1969 | Carognan | 294/55 |
| D132,134 S | 10/1972 | Bowers | |
| 3,840,261 A * | 10/1974 | Fulkerson et al. | 294/55 |
| D247,737 S | 4/1978 | Alexander et al. | |
| 4,126,346 A | 11/1978 | Burns | |
| D254,705 S | 4/1980 | Whiteside | |
| D283,196 S | 4/1986 | Hasse | |
| D296,406 S * | 6/1988 | Fuller | D7/691 |
| D301,930 S * | 6/1989 | Cantu | 294/55 |
| D306,324 S | 2/1990 | Dykes | |

FIG. 1 is a top, front, and left side perspective view showing
one example of our new design for an ice scoop.

FIG. 2 is a left side view of the ice scoop shown in FIG. 1, the
right side view being a mirror image thereof.

FIG. 3 is a front view of the ice scoop shown in FIG. 1.

FIG. 4 is a rear view of the ice scoop shown in FIG. 1.

FIG. 5 is a top view of the ice scoop shown in FIG. 1

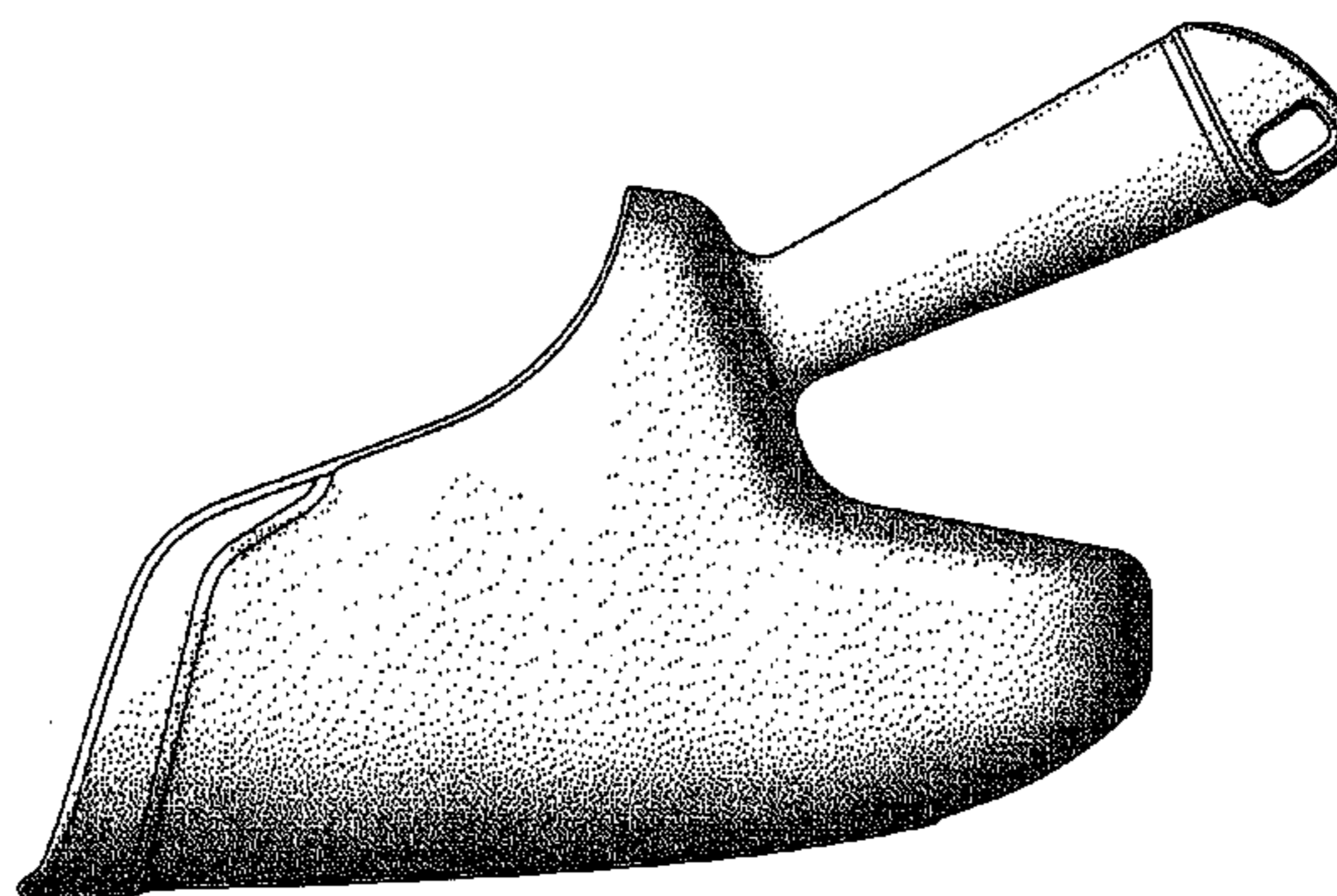
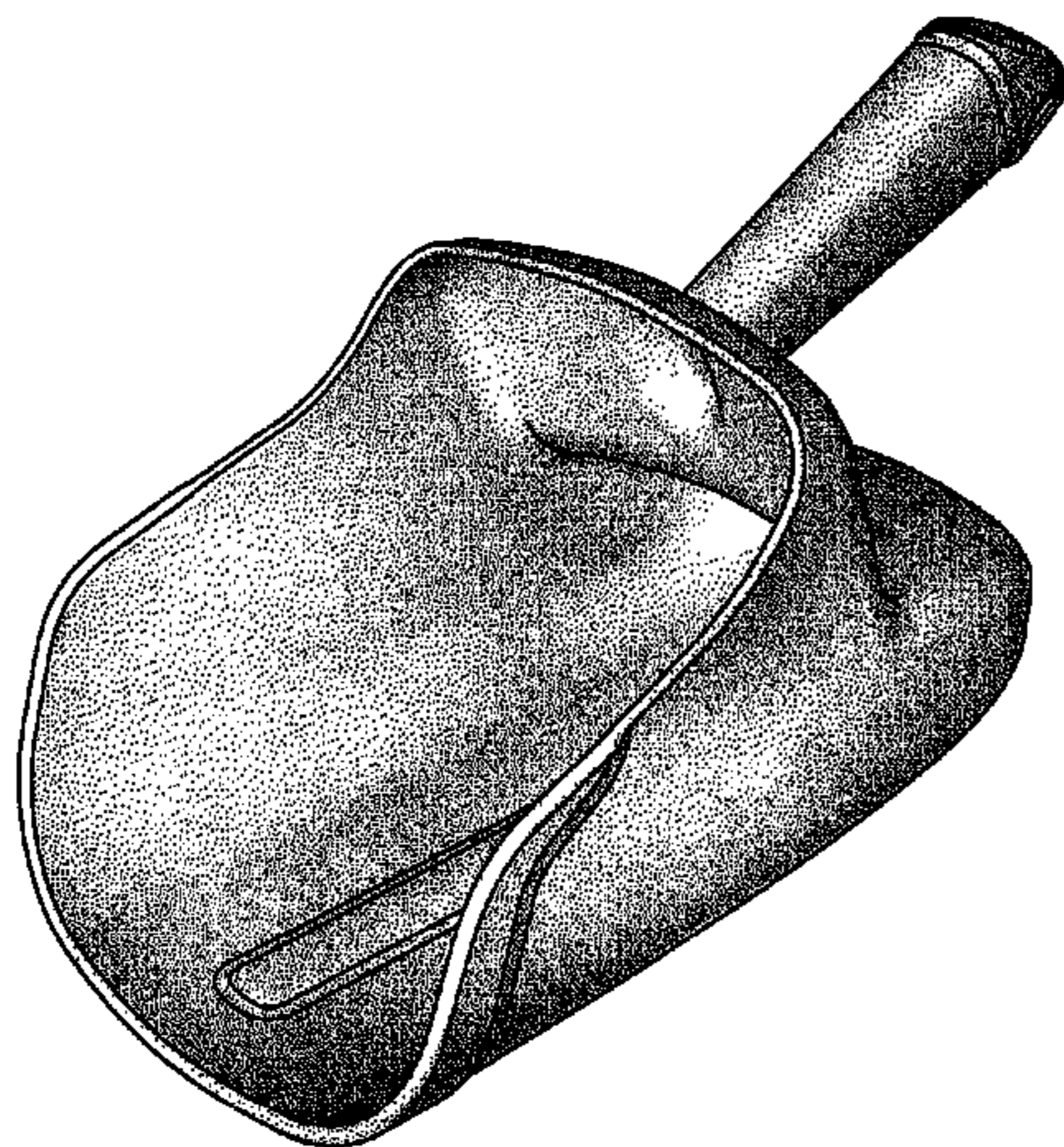
FIG. 6 is a bottom view of the ice scoop shown in FIG. 1.

FIG. 7 is a rear and left side perspective view of the ice scoop
shown in FIG. 1.

FIG. 8 is a top, front, and left side perspective view showing
an alternate transparent example of our new design for an ice
scoop; and,

FIG. 9 is a rear and left side perspective view of the ice scoop
shown in FIG. 8.

1 Claim, 5 Drawing Sheets



US D609,983 S

Page 2

U.S. PATENT DOCUMENTS

| | | | | | | | |
|--------------|---------|-----------|-------|--------|-------------------|---------|------------------------------|
| D376,515 S | 12/1996 | Powers | | | | | |
| 5,660,421 A | 8/1997 | Krenzler | | | | | |
| D387,514 S | 12/1997 | Savicki | | | | | |
| D395,385 S | 6/1998 | Pipic | | | | | |
| D415,662 S * | 10/1999 | Schneider | | D7/700 | | | |
| D465,704 S * | 11/2002 | Gowdy | | D7/691 | | | |
| | | | | | 6,612,379 B1 | 9/2003 | Timmons |
| | | | | | D483,626 S * | 12/2003 | Jeffries D7/692 |
| | | | | | 6,698,058 B2 | 3/2004 | Cann |
| | | | | | D496,233 S | 9/2004 | Young et al. |
| | | | | | 2005/0151384 A1 | 7/2005 | Omdoll et al. |
| | | | | | 2005/0258655 A1 * | 11/2005 | Matthews et al. 294/1.3 |
| | | | | | 2006/0087136 A1 | 4/2006 | Pearl et al. |
| | | | | | | | * cited by examiner |

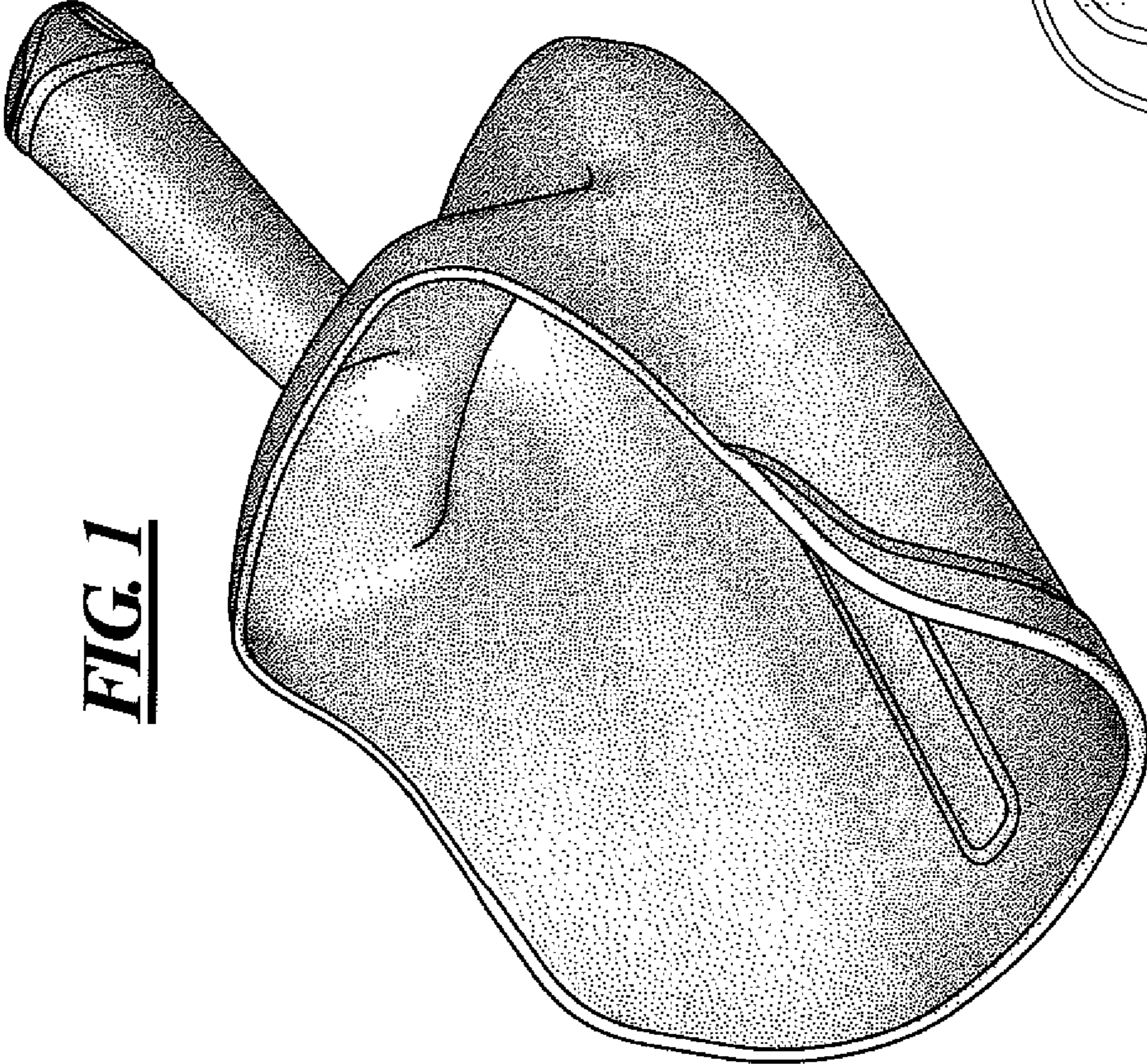


FIG. 1

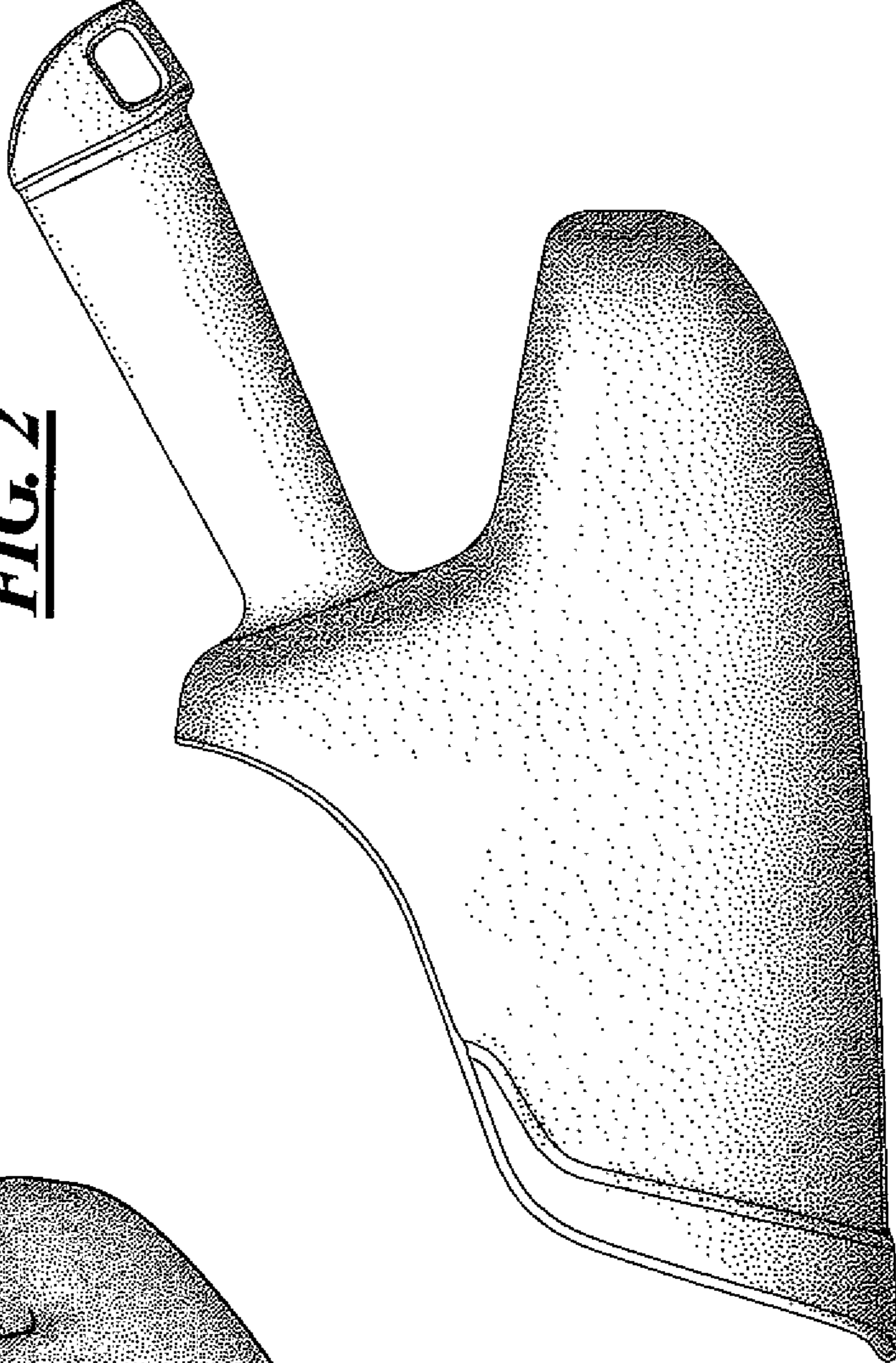


FIG. 2

FIG. 4

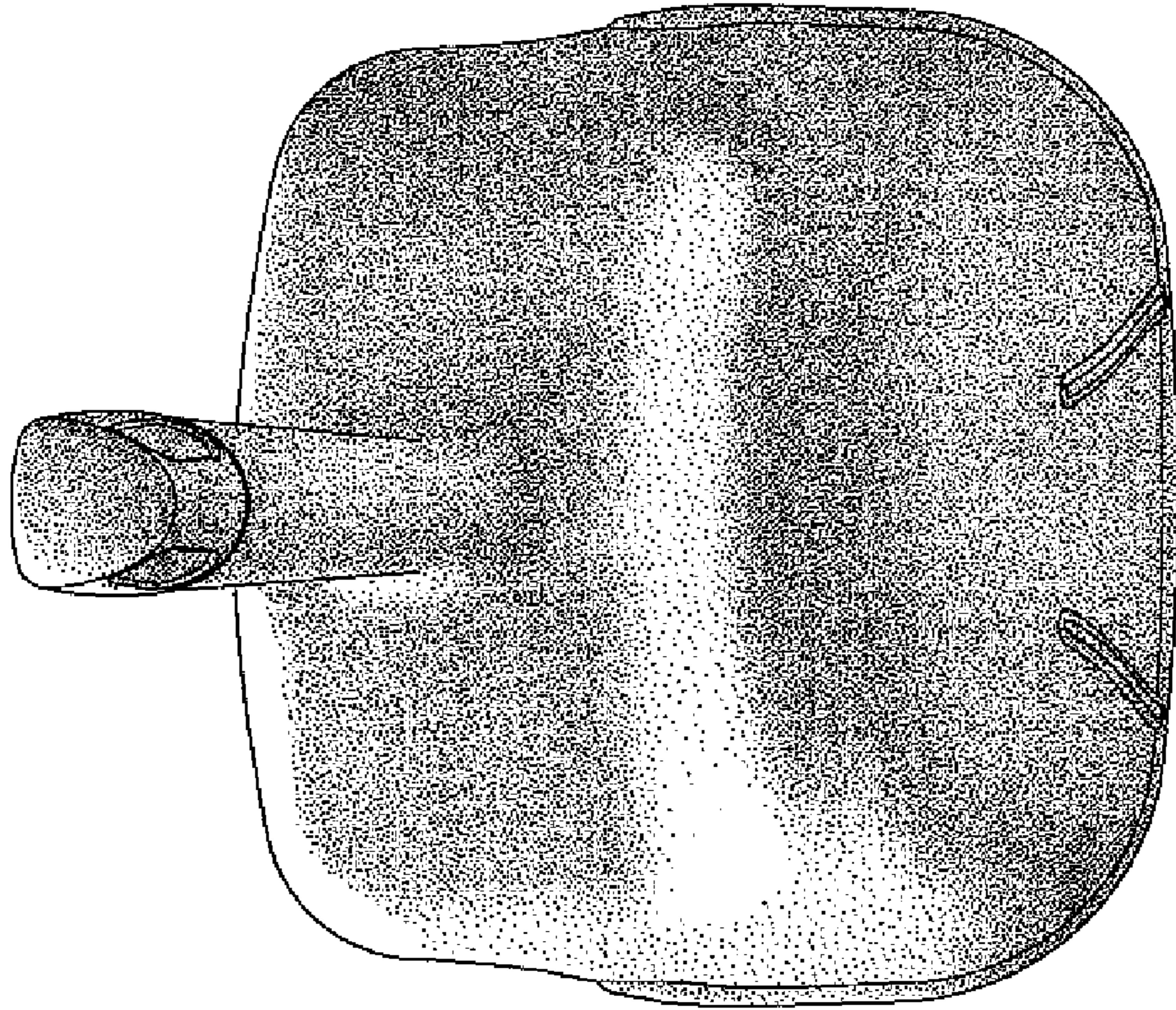
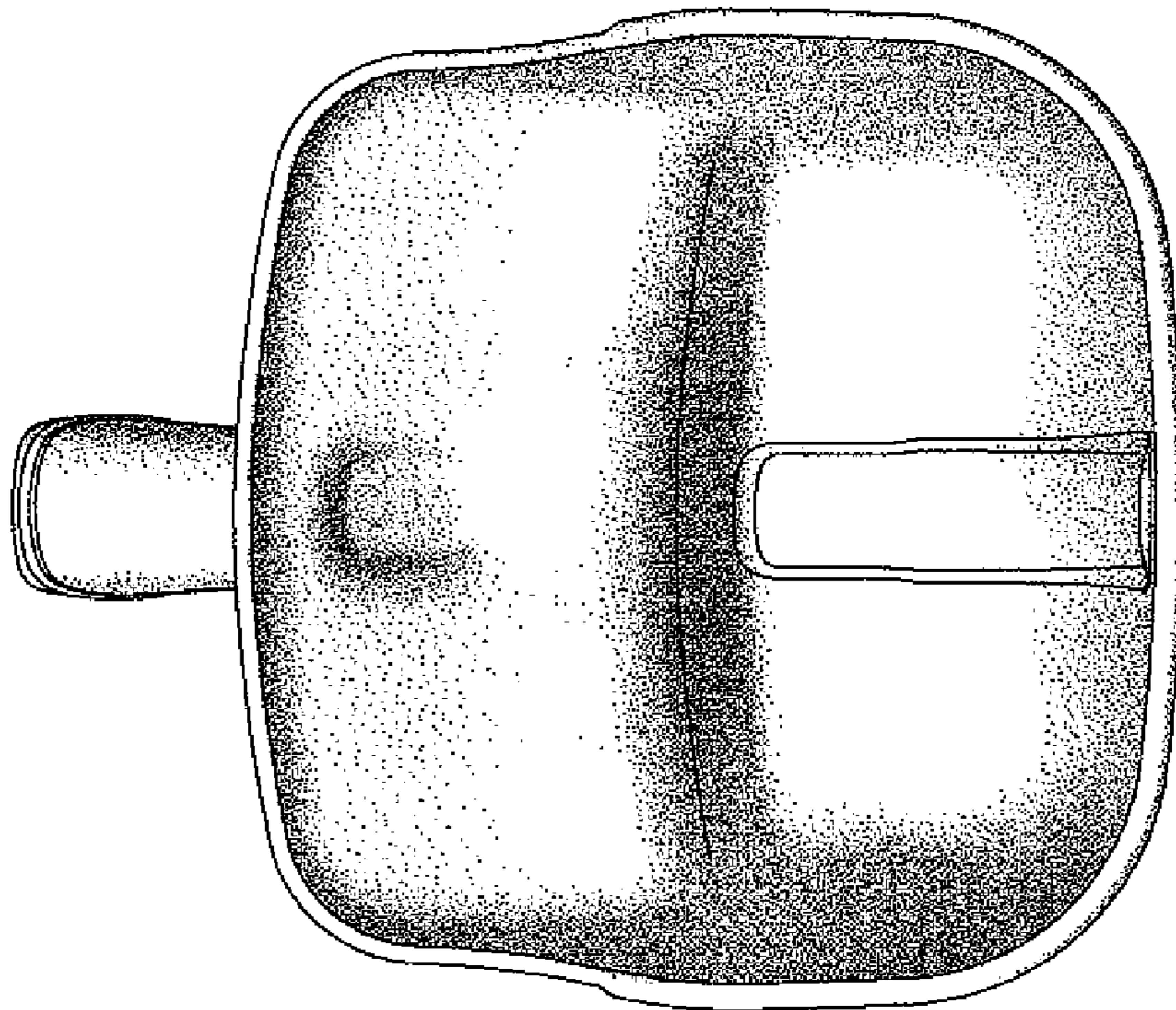


FIG. 3



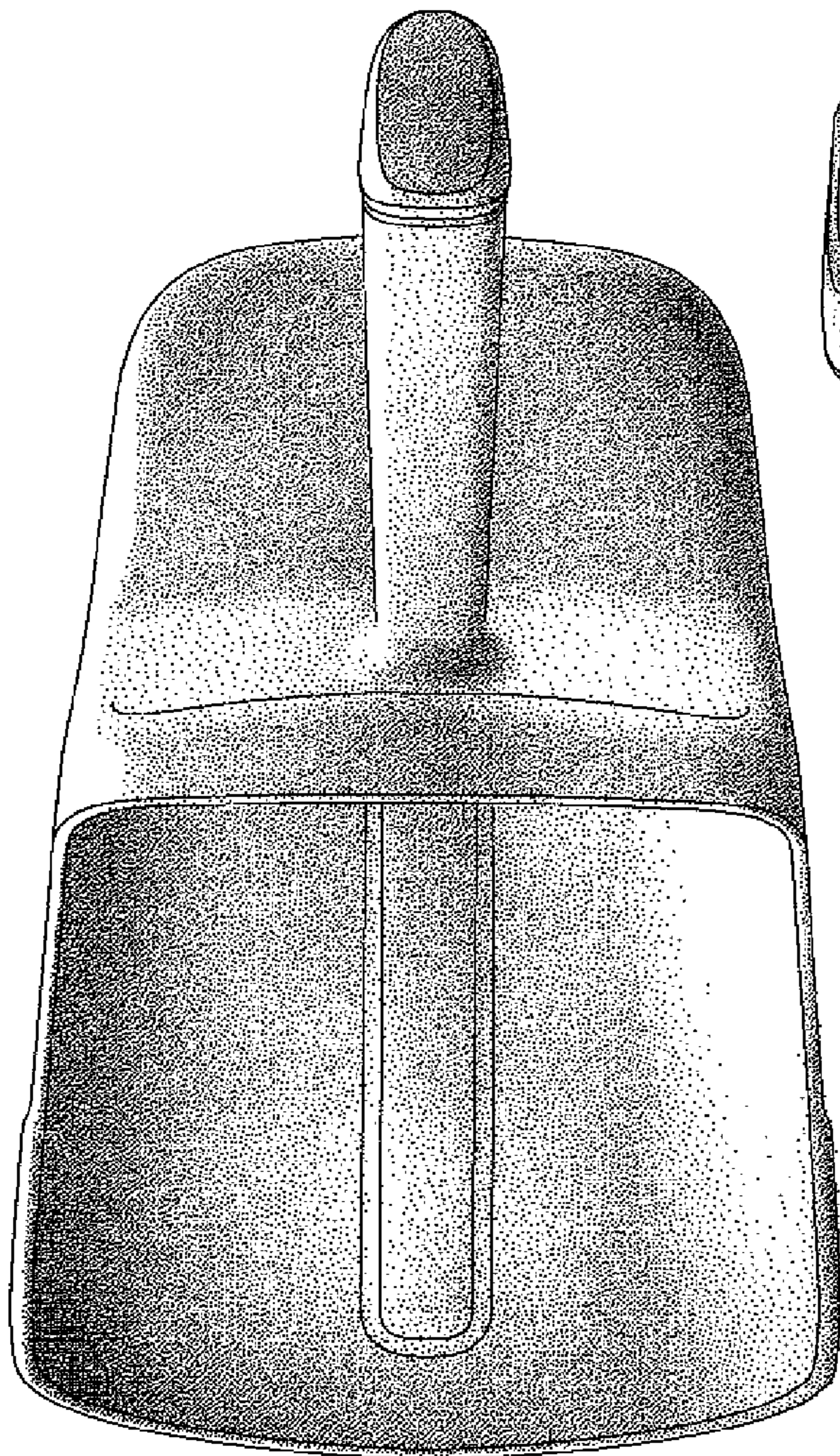


FIG. 5

FIG. 6




FIG. 7

