

US00D609968S

(12) **United States Design Patent**
Stern

(10) **Patent No.:** **US D609,968 S**

(45) **Date of Patent:** **** Feb. 16, 2010**

(54) **WATER BOTTLE-WEIGHT**

(75) **Inventor:** **Paule Stern**, 12320 Greens East Rd., San Diego, CA (US) 92128

(73) **Assignee:** **Paule Stern**, San Diego, CA (US)

(**) **Term:** **14 Years**

(21) **Appl. No.:** **29/304,731**

(22) **Filed:** **Mar. 6, 2008**

(51) **LOC (9) Cl.** **07-01**

(52) **U.S. Cl.** **D7/510; D7/515; D21/681**

(58) **Field of Classification Search** **D7/507, D7/509, 510, 511, 515; D24/197; 220/568; D9/503, 538, 668; D21/678, 682, 681; 482/108; 206/315.1**

See application file for complete search history.

(56) **References Cited**

U.S. PATENT DOCUMENTS

2,072,433	A *	3/1937	Solomon	220/568
3,334,899	A *	8/1967	Bosko et al.	482/108
D269,950	S *	8/1983	Walker	D9/668
D279,406	S *	6/1985	Shiu	D24/211
4,720,098	A *	1/1988	Gordon	482/108
D301,741	S *	6/1989	Barber	D24/197
D302,038	S *	7/1989	Barber	D24/197
D313,075	S *	12/1990	Mariol	D24/197
D317,256	S *	6/1991	Samuels	D9/503
D337,522	S *	7/1993	Kingsbury	D9/538
D339,839	S *	9/1993	Day	D21/678

D356,231	S *	3/1995	Peyton, Jr.	D7/510
5,445,587	A *	8/1995	Brown	482/108
D380,511	S *	7/1997	Anthony, Jr.	D21/681
5,857,946	A *	1/1999	Brown	482/108
D449,863	S *	10/2001	Kinde	D21/682
D465,151	S *	11/2002	Mixon	D9/668
D489,001	S *	4/2004	Martin	D9/668
D511,459	S *	11/2005	Riot	D9/502
D538,359	S *	3/2007	Yordinsky	D21/681
D542,598	S *	5/2007	Karp	D7/510
D555,978	S	11/2007	Falkenstein et al.		
D556,589	S	12/2007	Webb et al.		
D575,107	S *	8/2008	Martin	D7/515
D584,161	S *	1/2009	Barker	D9/668

* cited by examiner

Primary Examiner—Marianne Pandozzi
(74) *Attorney, Agent, or Firm*—Catalyst Law Group, AFC; David M. Kohn; Timothy W. Fitzwilliam

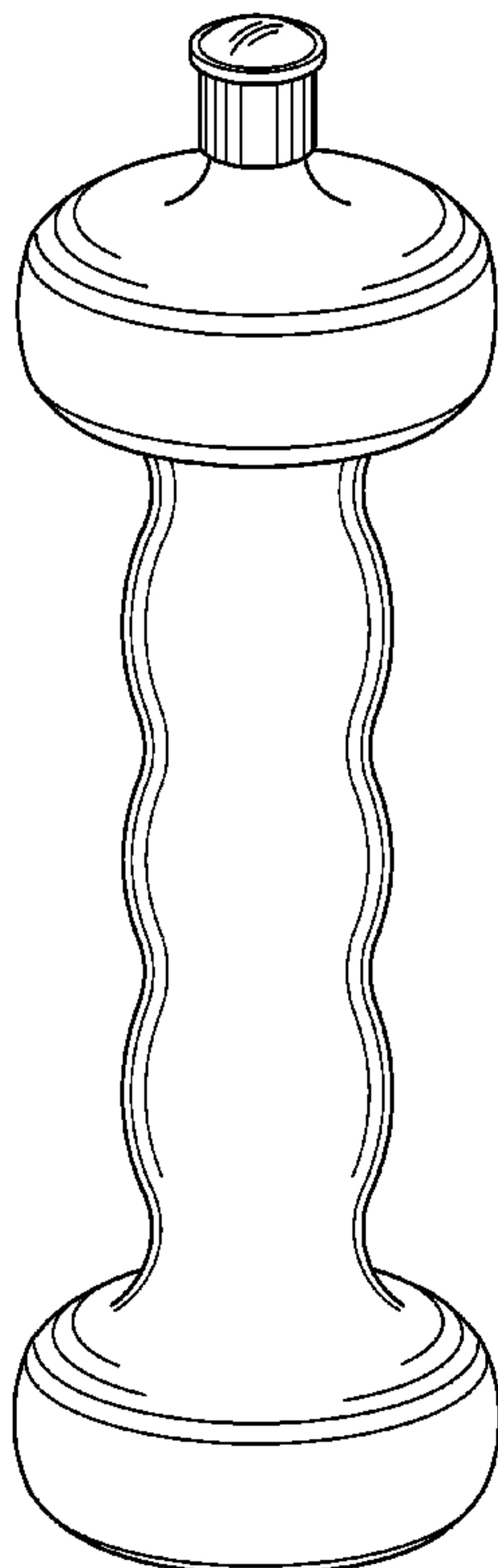
(57) **CLAIM**

The ornamental design for a water bottle-weight, as shown and described.

DESCRIPTION

FIG. 1 is a front perspective view of the water bottle-weight; FIG. 2 is a bottom perspective view thereof; FIG. 3 is a side view thereof; FIG. 4 is a top plan view thereof; and, FIG. 5 is a bottom plan view thereof.

1 Claim, 2 Drawing Sheets



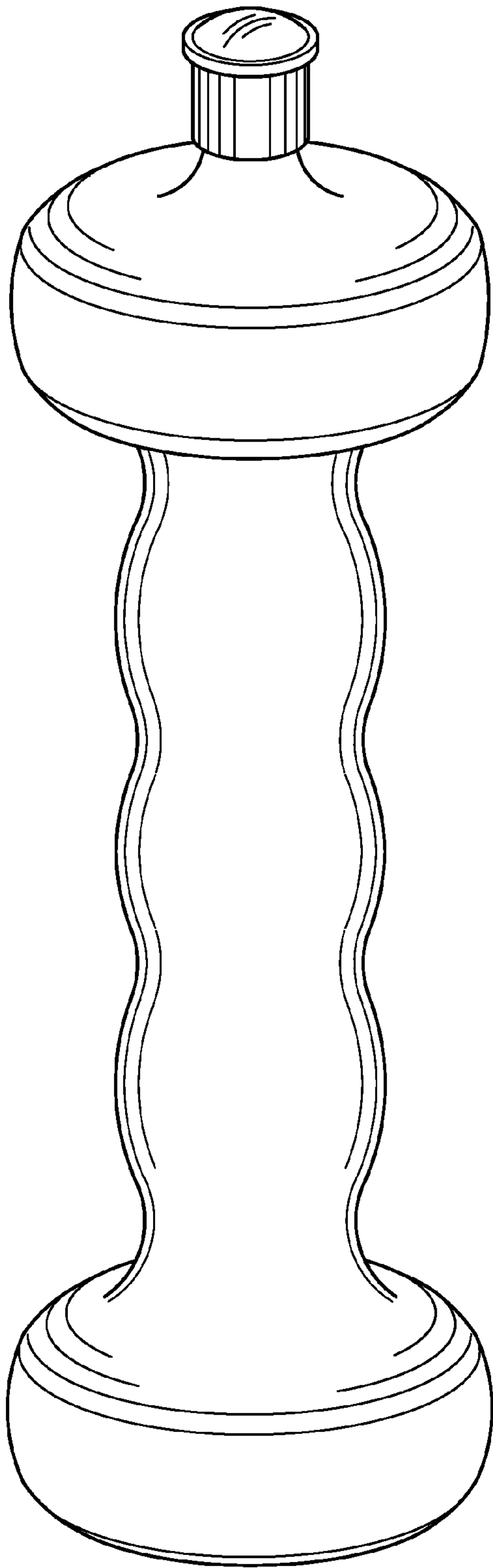


Fig. 1

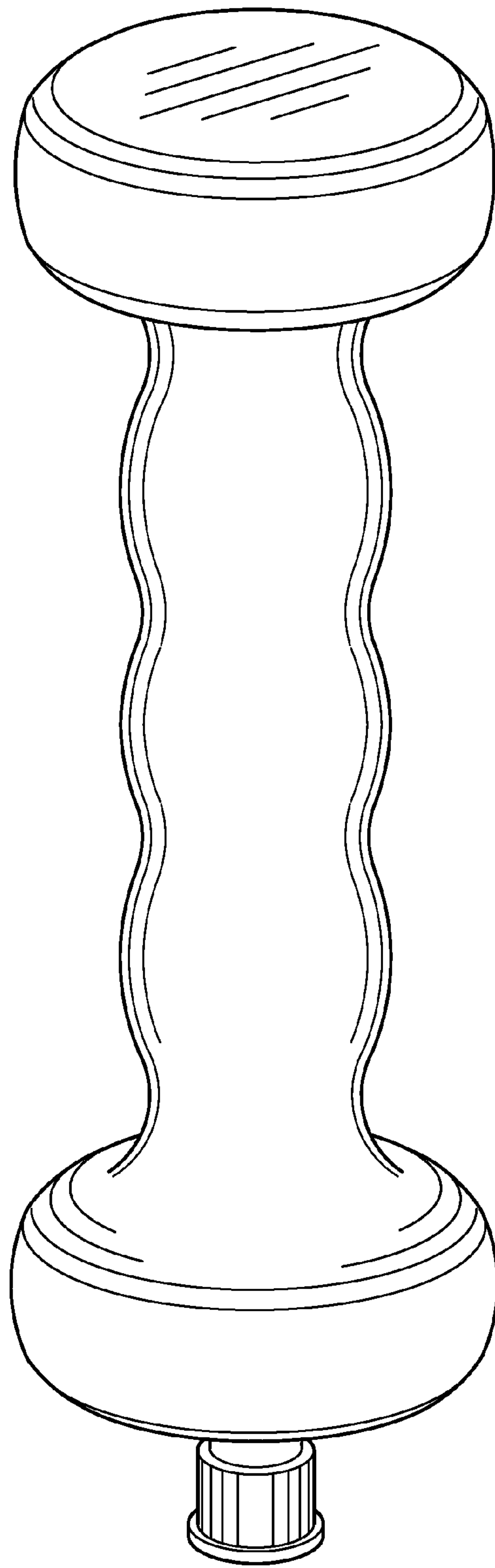


Fig. 2

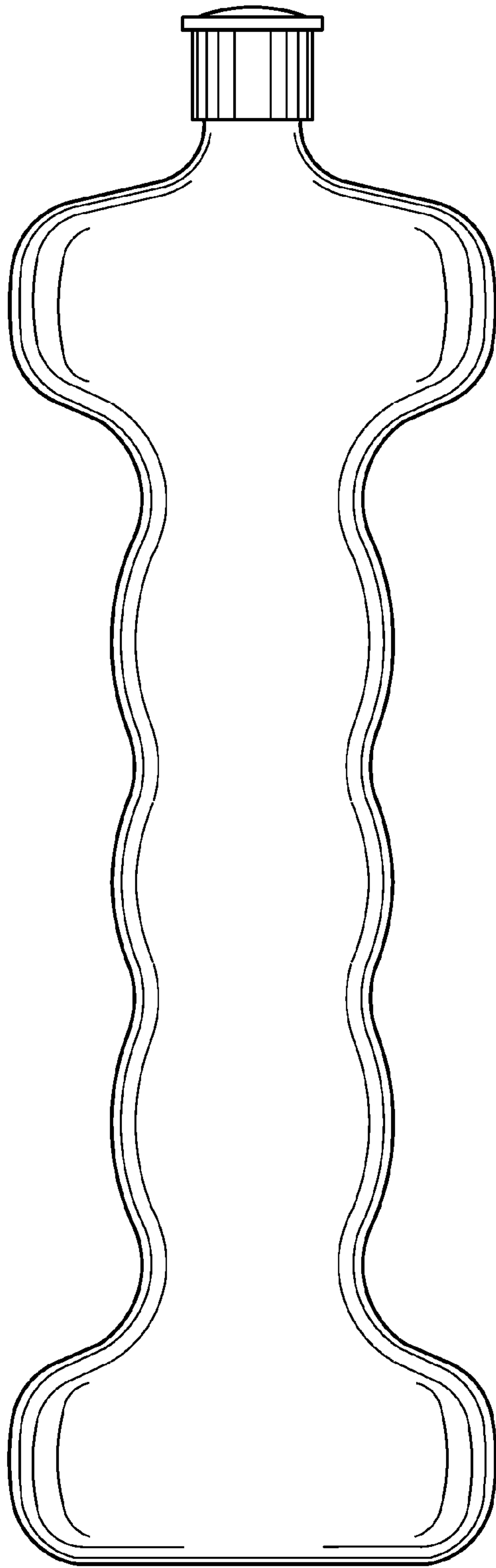


Fig. 3

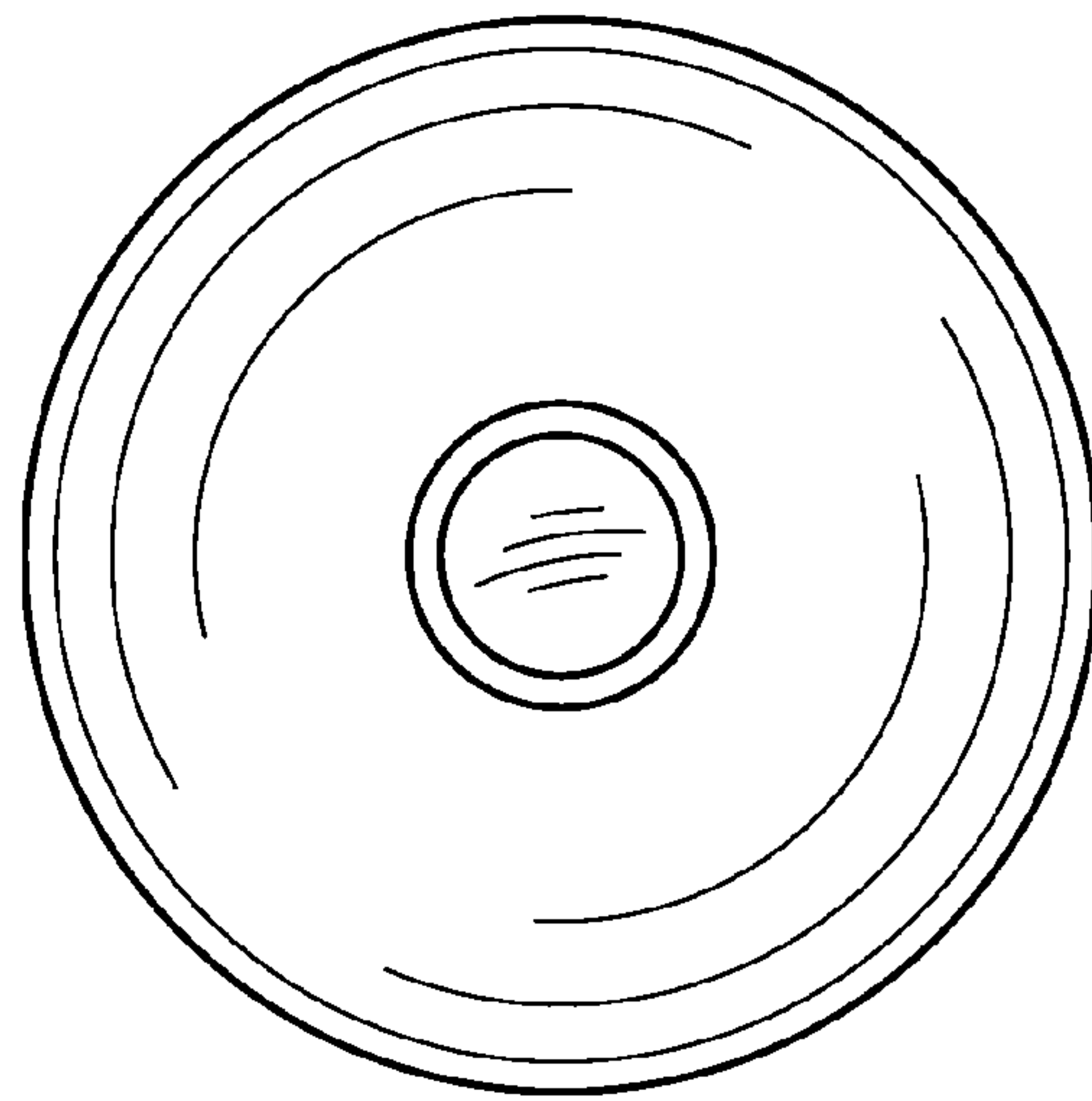


Fig. 4

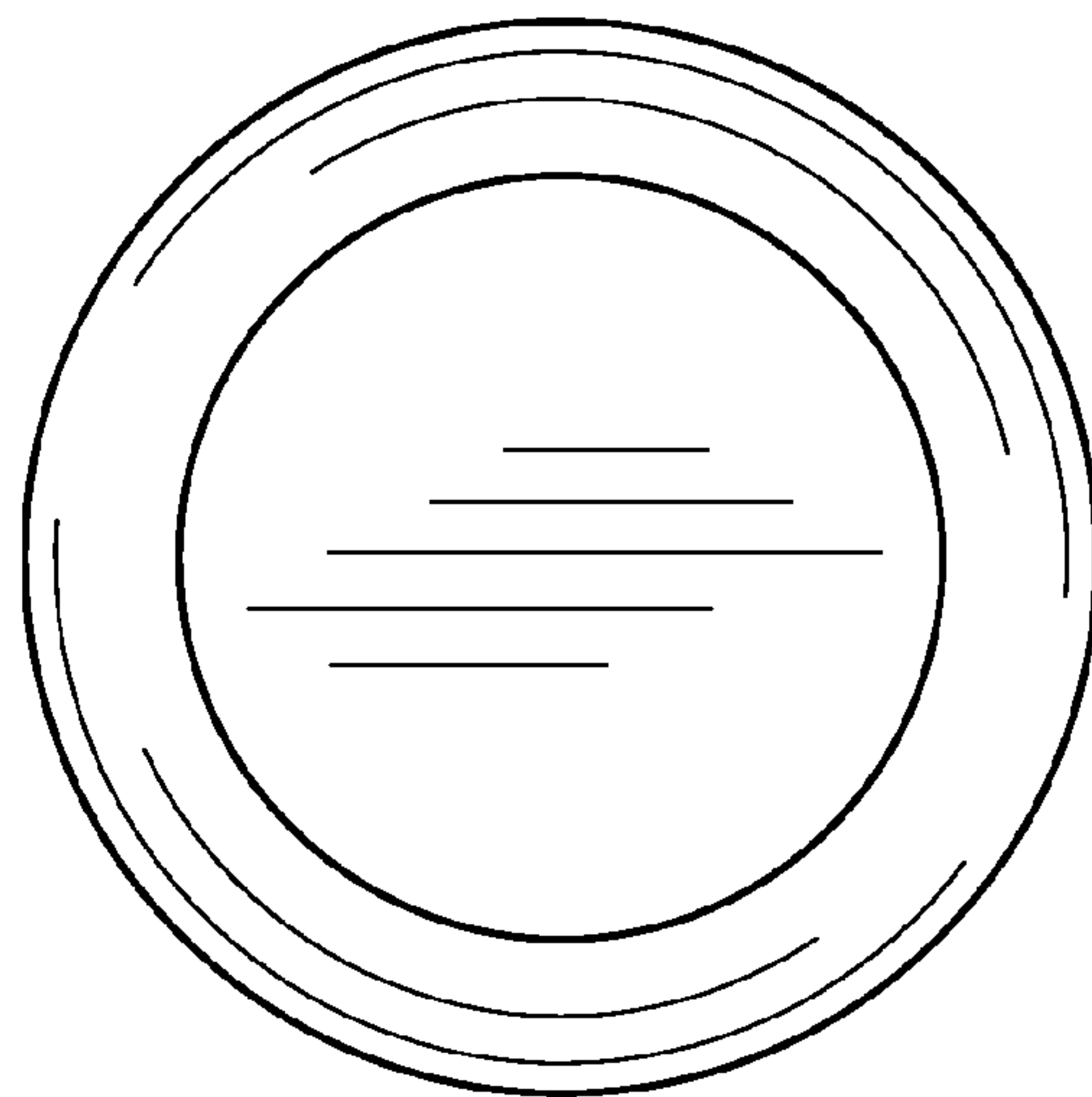


Fig. 5