



US00D609966S

(12) **United States Design Patent**
Bengtson et al.

(10) **Patent No.:** **US D609,966 S**
(45) **Date of Patent:** **** Feb. 16, 2010**

- (54) **KICKPLATE**
- (75) Inventors: **Alan D. Bengtson**, Saint Joseph, MI (US); **Timothy T. Murphy**, Saint Joseph, MI (US)
- (73) Assignee: **Whirlpool Corporation**, Benton Harbor, MI (US)
- (**) Term: **14 Years**
- (21) Appl. No.: **29/333,182**
- (22) Filed: **Mar. 4, 2009**

- D425,440 S * 5/2000 Franklin D10/113
- D428,283 S * 7/2000 Zaidman D6/495
- D448,210 S * 9/2001 Cain D6/480
- D457,971 S * 5/2002 Schrader et al. D25/113
- D464,149 S * 10/2002 Risi et al. D25/113
- D464,440 S * 10/2002 Risi et al. D25/113
- D465,855 S * 11/2002 Risi et al. D25/113
- D466,229 S * 11/2002 Risi et al. D25/113
- D466,234 S * 11/2002 Bot D25/138
- D480,483 S * 10/2003 Eichner et al. D25/119
- D484,253 S * 12/2003 Glatz D25/136
- D490,167 S * 5/2004 Eichner et al. D25/119
- D492,518 S * 7/2004 Lenger D6/495
- D493,895 S * 8/2004 Glatz D25/136
- D495,453 S * 8/2004 Baldwin et al. D32/8

- (51) **LOC (9) Cl.** **07-02**
- (52) **U.S. Cl.** **D7/405**
- (58) **Field of Classification Search** D7/340,
D7/346-349, 339-341, 402-403, 405; 126/19 R,
126/39 B, 39 C, 39 R, 211-212, 214 R, 299 R;
219/391-392, 395; D32/1-3, 5-6, 8, 28;
134/113, 201; 312/31; 34/58, 108, 130-132,
34/417, 499, 534, 595-597; D21/484, 486,
D21/491, 497, 500, 503-504; D25/60, 108,
D25/113, 118, 119, 124, 136, 138; D6/396,
D6/446, 480, 491-492, 495; D19/77; D20/10;
446/124

See application file for complete search history.

(Continued)

Primary Examiner—T. Chase Nelson
Assistant Examiner—Mark Cavanna
(74) *Attorney, Agent, or Firm*—Tara M. Hartman; Barnes & Thornburg, LLP

(57) **CLAIM**

We claim the ornamental design for a kickplate, as shown and described.

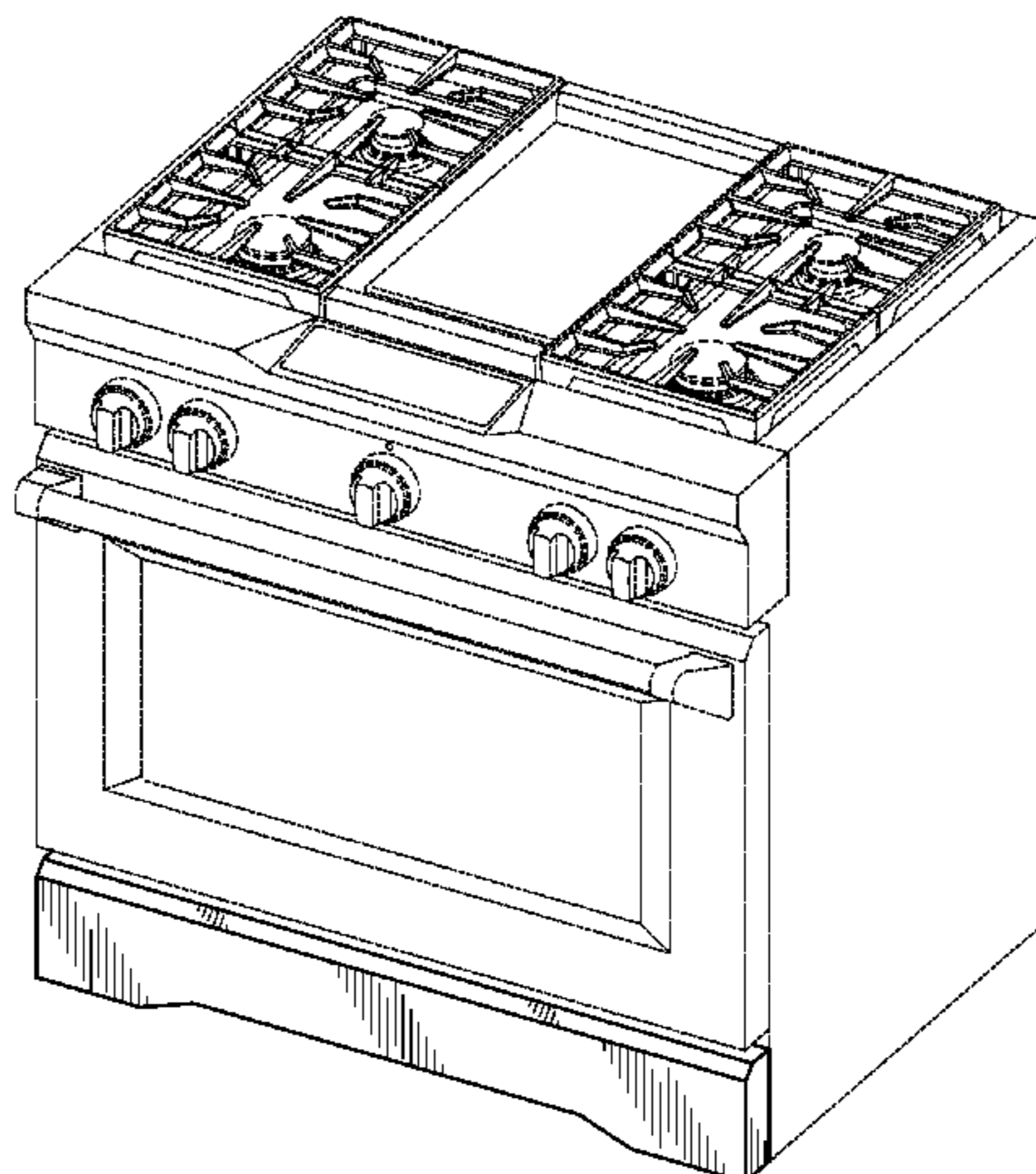
(56) **References Cited**
U.S. PATENT DOCUMENTS

- D29,796 S * 12/1898 Lane D25/119
- 2,278,327 A * 3/1942 Magnus et al. 446/124
- 2,830,684 A * 4/1958 Bancroft D25/119
- D222,830 S * 1/1972 Dover D25/60
- D224,396 S * 7/1972 Dover D25/119
- D252,726 S * 8/1979 Keller D6/446
- D286,185 S * 10/1986 Bancroft D25/119
- D319,860 S * 9/1991 Ascher D21/784
- D324,575 S * 3/1992 Davis D25/119
- D351,422 S * 10/1994 Morris D20/10
- D370,272 S * 5/1996 Risi et al. D25/113
- D411,315 S * 6/1999 Bott D25/113
- D411,889 S * 7/1999 Risi D25/108
- D425,338 S * 5/2000 Schlichter et al. D6/492

DESCRIPTION

FIG. 1 is a front perspective view of a kickplate showing our new design;
FIG. 2 is a front elevational view thereof; and,
FIG. 3 is a bottom plan view thereof.
The rear elevational, side opposite the side shown in FIG. 1, and the portions of the top not shown in FIG. 1 form no part of the claimed design.
The broken lines are included for the purpose of illustrating portions of environmental elements around the kickplate and forms no part of the claimed design.

1 Claim, 3 Drawing Sheets



US D609,966 S

Page 2

U.S. PATENT DOCUMENTS

D501,935 S *	2/2005	Dawson et al.	D25/118	D537,485 S *	2/2007	Ganderton	D21/497
D503,565 S *	4/2005	Mohundro	D6/446	D539,436 S *	3/2007	Magliocco et al.	D25/113
D507,131 S *	7/2005	Pingel	D6/491	D544,550 S *	6/2007	Hageman	D21/503
D510,145 S *	9/2005	Folliard	D25/119	D544,657 S *	6/2007	Jung et al.	D32/2
D514,236 S *	1/2006	Glatz	D25/136	D554,272 S *	10/2007	Iwasaki	D25/113
D516,734 S *	3/2006	Keys et al.	D25/113	D559,478 S *	1/2008	Jung et al.	D32/2
D517,223 S *	3/2006	Folliard	D25/119	D563,062 S *	2/2008	Eicher et al.	D32/6
D524,093 S *	7/2006	Home	D7/340	D565,809 S *	4/2008	Eicher et al.	D32/6
D524,094 S *	7/2006	Home	D7/340	D566,433 S *	4/2008	Puksta	D6/495
D527,424 S *	8/2006	Long	D19/77	D571,062 S *	6/2008	Suh et al.	D32/2
D529,196 S *	9/2006	Folliard	D25/119	D571,963 S *	6/2008	Jung et al.	D32/2
D529,197 S *	9/2006	Folliard	D25/136	D577,869 S *	9/2008	Tartan et al.	D32/2
D529,199 S *	9/2006	Folliard	D25/136	D587,731 S *	3/2009	Niedermeyer	D25/124
D536,208 S *	2/2007	Ostlund et al.	D7/340	D592,007 S *	5/2009	Corona	D7/340

* cited by examiner

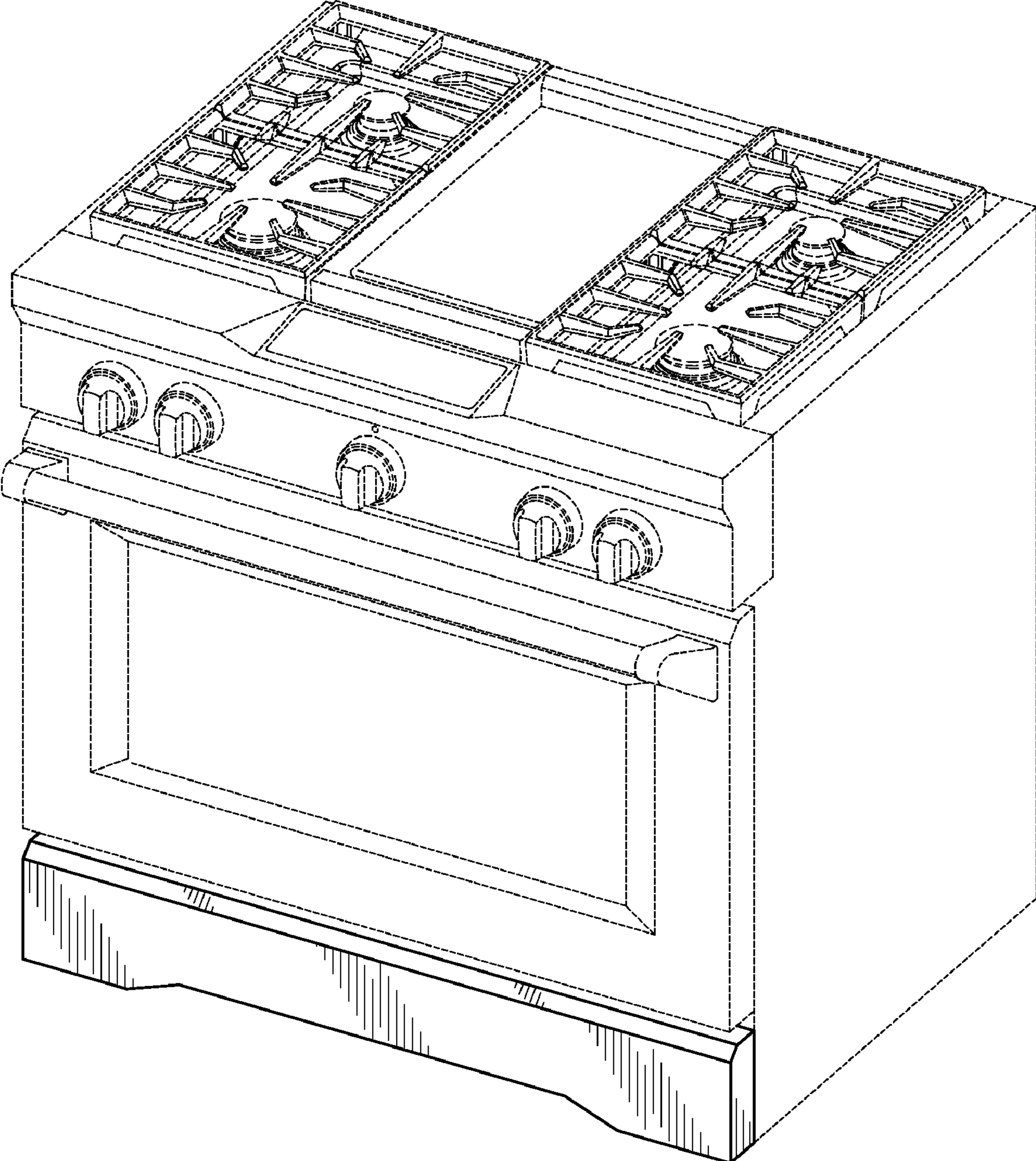


Fig. 1




Fig. 2

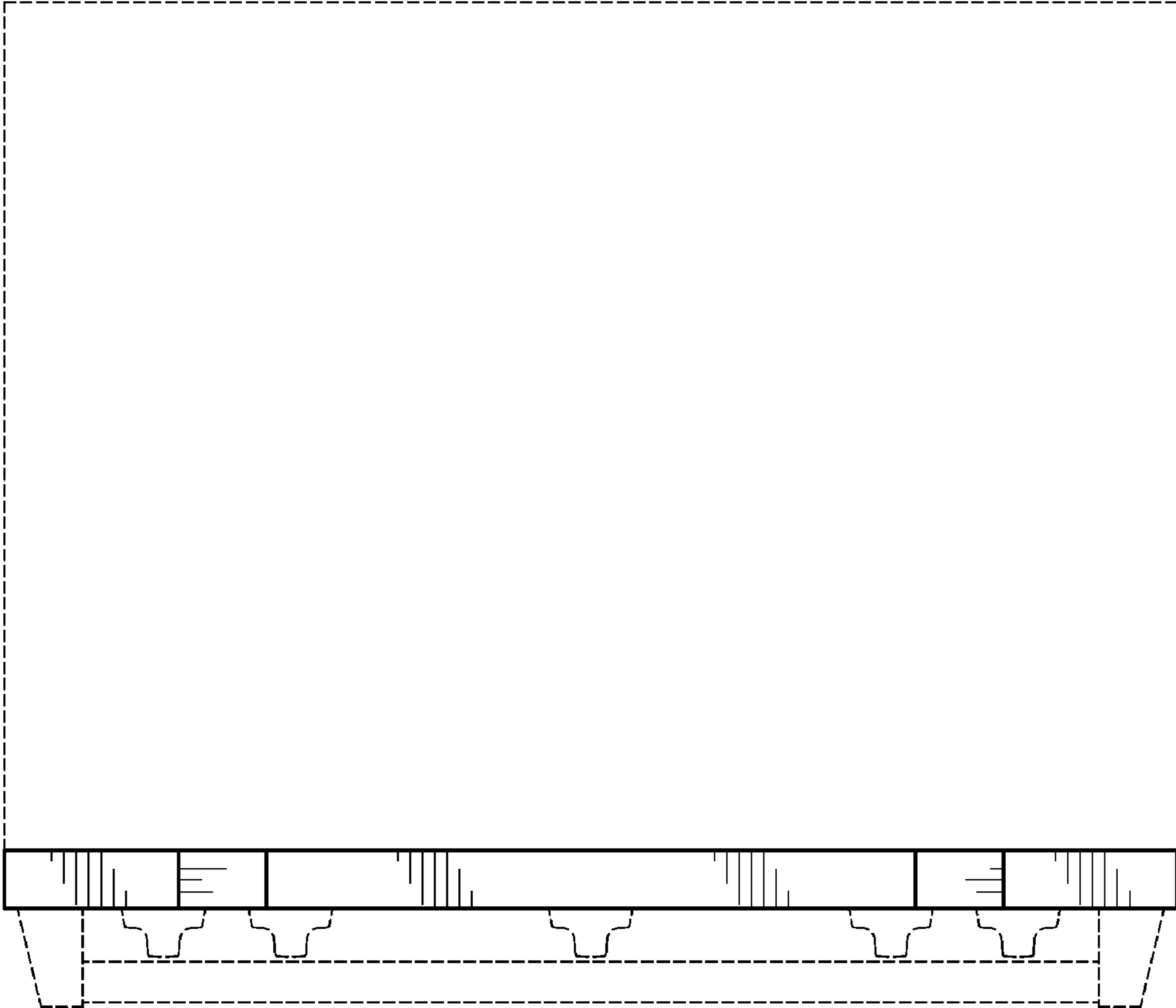


Fig. 3