



US00D609960S

(12) **United States Design Patent**
Cutino

(10) **Patent No.:** **US D609,960 S**

(45) **Date of Patent:** **** Feb. 16, 2010**

(54) **KITCHEN COOKTOP**

(75) Inventor: **Marcello Cutino**, Marano di Valpolicella (IT)

(73) Assignee: **Glem Gas S.p.A.**, San Cesario sul Panaro (MO) (IT)

(**) Term: **14 Years**

(21) Appl. No.: **29/311,888**

(22) Filed: **Jul. 24, 2009**

Related U.S. Application Data

(62) Division of application No. 29/300,808, filed on May 15, 2008.

(30) **Foreign Application Priority Data**

Nov. 15, 2007	(EM)	000827050-0001
Nov. 15, 2007	(EM)	000827050-0003
Nov. 15, 2007	(EM)	000827050-0007

(51) **LOC (9) Cl.** **07-02**

(52) **U.S. Cl.** **D7/346**

(58) **Field of Classification Search** D7/339-341, D7/346-348, 367, 402-409; 126/19 R, 39 C, 126/39 E, 39 R, 39 J, 39 B, 211, 257, 273 A, 126/273 R, 273 S, 275 R; 219/458, 460, 219/464, 538, 552

See application file for complete search history.

(56) **References Cited**

U.S. PATENT DOCUMENTS

D312,748 S	*	12/1990	Jung et al.	D7/407
D334,866 S	*	4/1993	Warren	D7/407
D342,641 S	*	12/1993	Falk	D7/407
D578,349 S	*	10/2008	Rieser	D7/402

* cited by examiner

Primary Examiner—Catherine R Oliver

(74) *Attorney, Agent, or Firm*—Dykema Gossett PLLC

(57) **CLAIM**

The ornamental design for a kitchen cooktop, as shown and described.

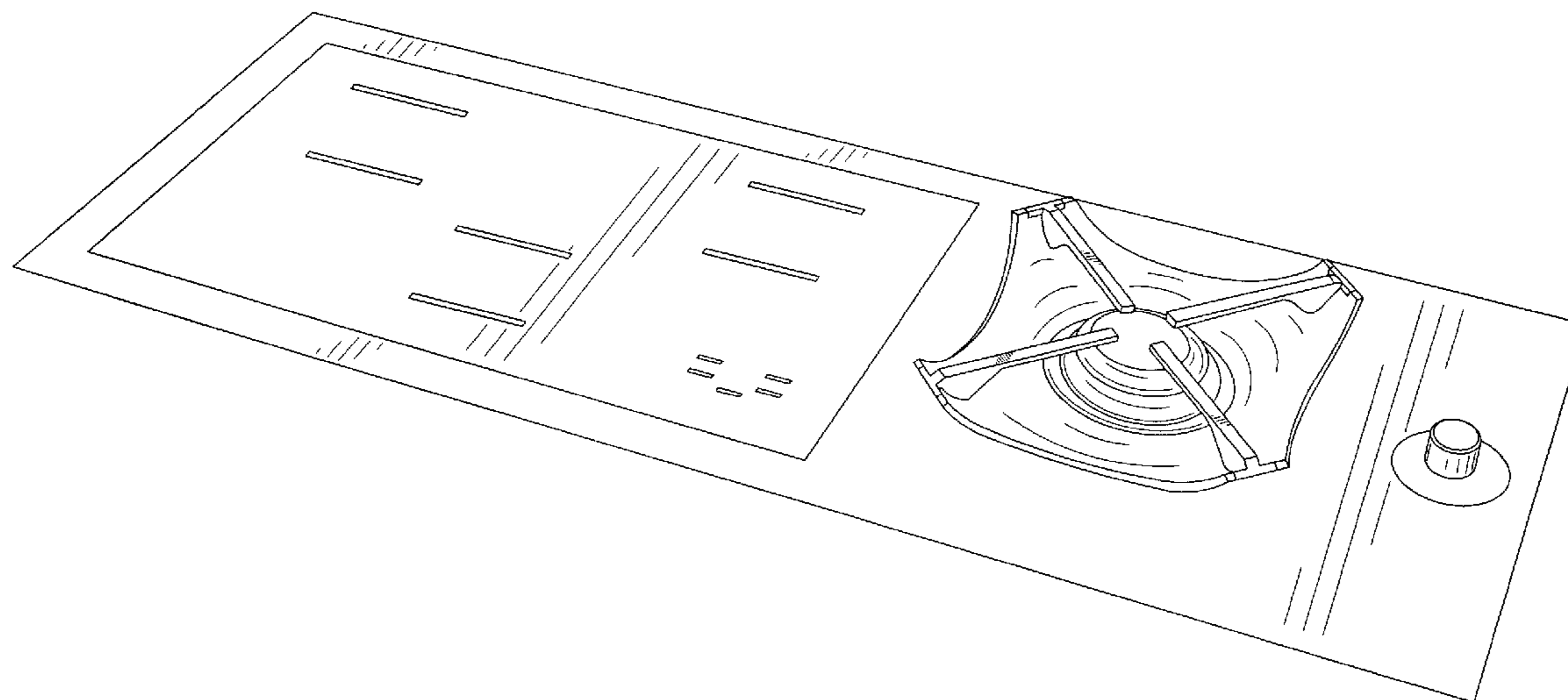
DESCRIPTION

FIG. 1 is a top perspective view of a kitchen cooktop showing my new design;

FIG. 2 is a top plan view thereof; and,

FIG. 3 is an end view.

1 Claim, 3 Drawing Sheets



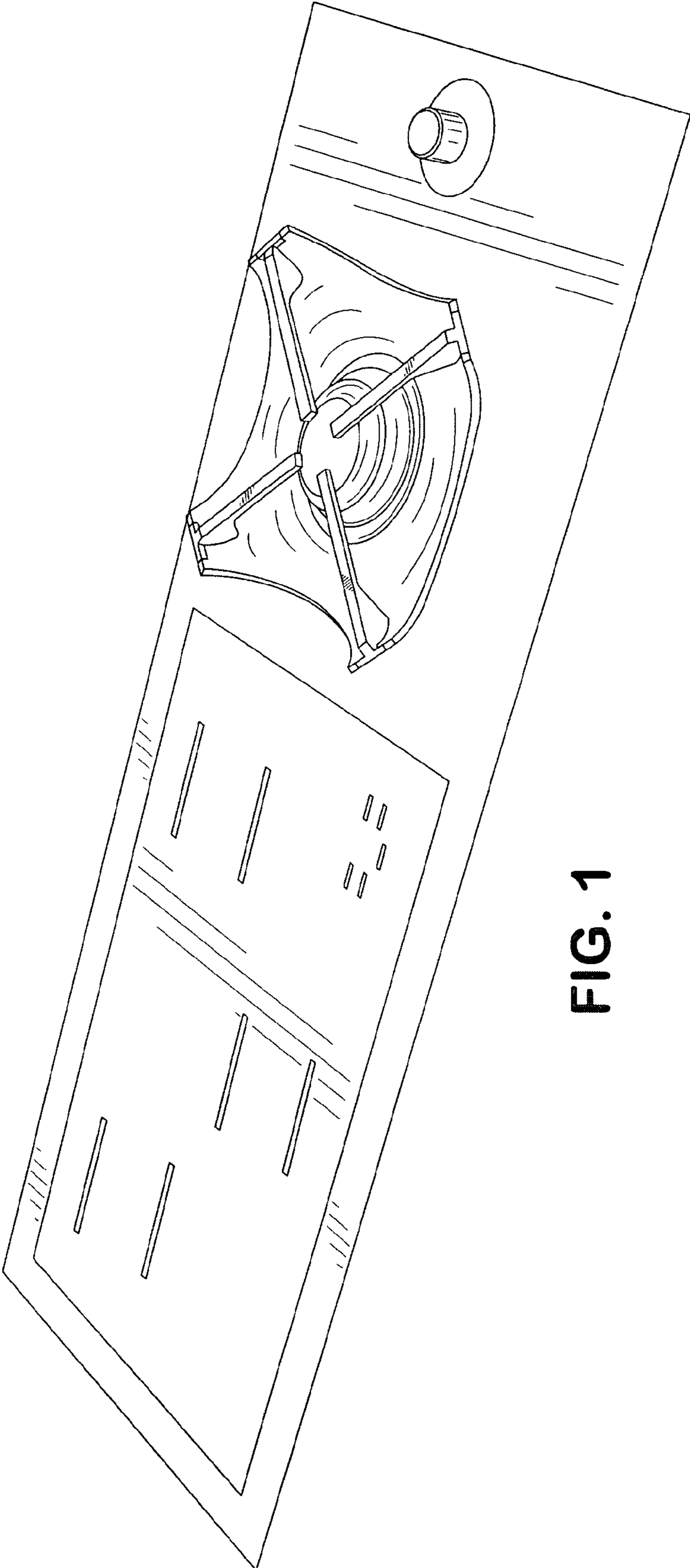


FIG. 1

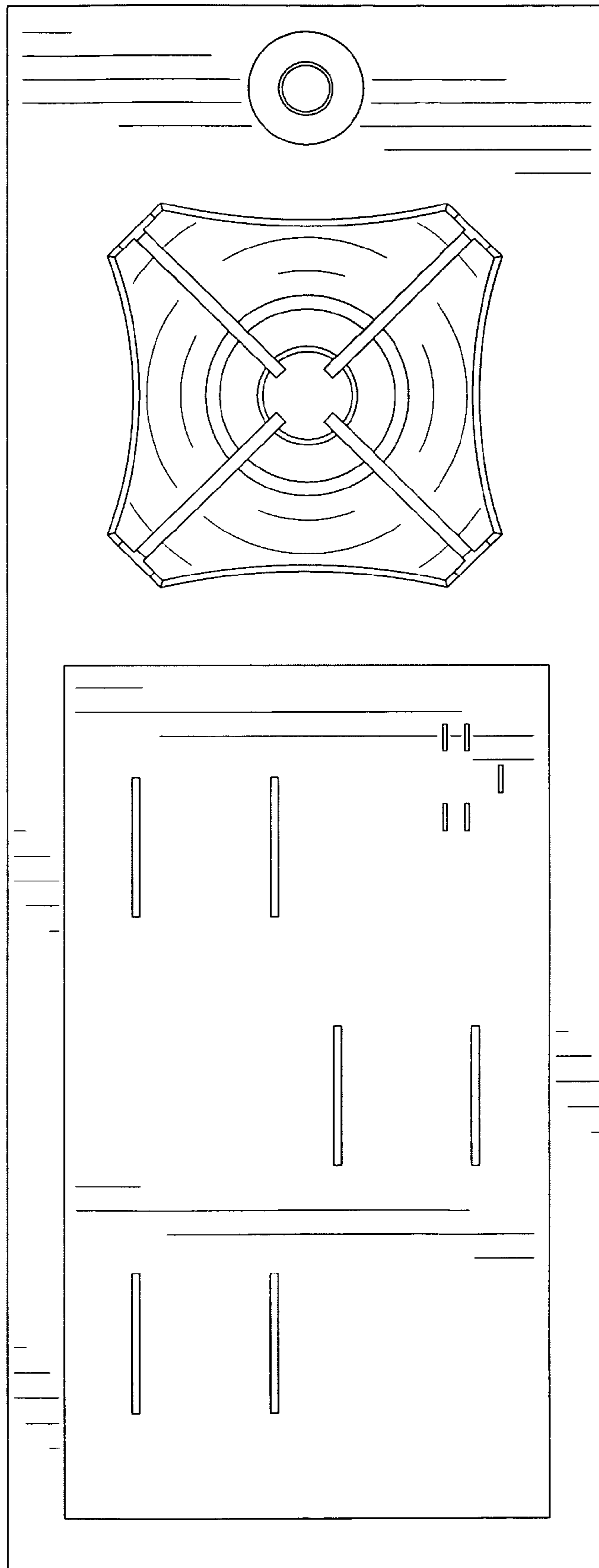


FIG. 2

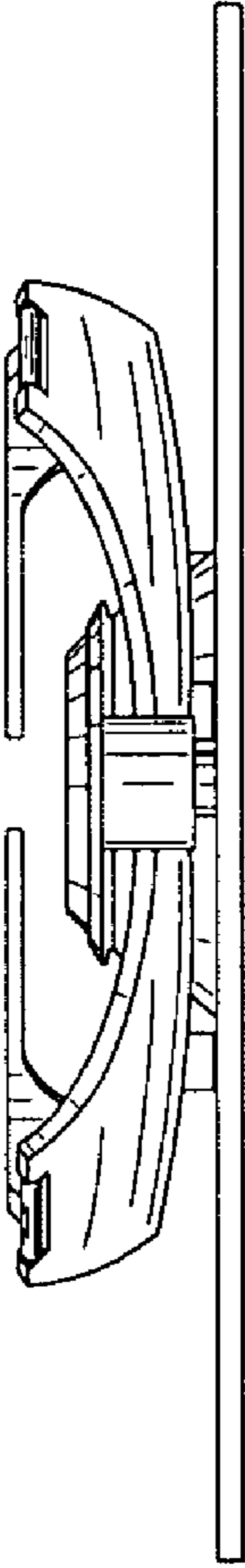


FIG. 3