



US00D609952S

(12) **United States Design Patent**
Walker

(10) **Patent No.:** **US D609,952 S**
(45) **Date of Patent:** **** Feb. 16, 2010**

(54) **CONCAVE WOOD FRAMED SWING DOOR
MEDICINE CABINET**

D486,338 S * 2/2004 Walker D6/559
D505,794 S * 6/2005 Mohundro D6/300
D542,543 S * 5/2007 Bruce D6/300
D544,276 S * 6/2007 Walker D6/559
D547,101 S * 7/2007 Walker D6/559

(75) Inventor: **David Lamont Walker**, Chester, PA
(US)

(73) Assignee: **Zenith Products Corp**, New Castle, DE
(US)

(**) Term: **14 Years**

(21) Appl. No.: **29/301,442**

(22) Filed: **Feb. 29, 2008**

(51) **LOC (9) Cl.** **06-04**

(52) **U.S. Cl.** **D6/559**

(58) **Field of Classification Search** D6/509,
D6/559, 561, 300, 309, 32, 396, 432, 444-448,
D6/436-439; 312/209, 234, 224-225, 242,
312/245; 206/320, 823; D19/75-86
See application file for complete search history.

(56) **References Cited**

U.S. PATENT DOCUMENTS

1,750,366 A * 3/1930 Smith 312/225
3,298,764 A * 1/1967 Goldfarb 312/209
D379,281 S * 5/1997 Palka D6/559
D437,693 S * 2/2001 Harwanko D6/300

* cited by examiner

Primary Examiner—Brian N Vinson

(57) **CLAIM**

The ornamental design for the concave wood framed swing door medicine cabinet, as shown and described.

DESCRIPTION

FIG. 1 illustrates a perspective view of concave wood framed swing door medicine cabinet;

FIG. 2 illustrates a front elevational view thereof;


FIG. 3 illustrates a side view thereof;

FIG. 4 illustrates a top plane view thereof; and,

FIG. 5 is a cross-sectional view taken along line 5—5 in FIG. 2 to clearly illustrate the exterior surface of the frame of the concave wood framed swing door.

The broken lines shown in the drawings are for illustrative purposes only and form no part of the claimed design.

1 Claim, 5 Drawing Sheets






FIG. 1




FIG. 2




FIG. 3

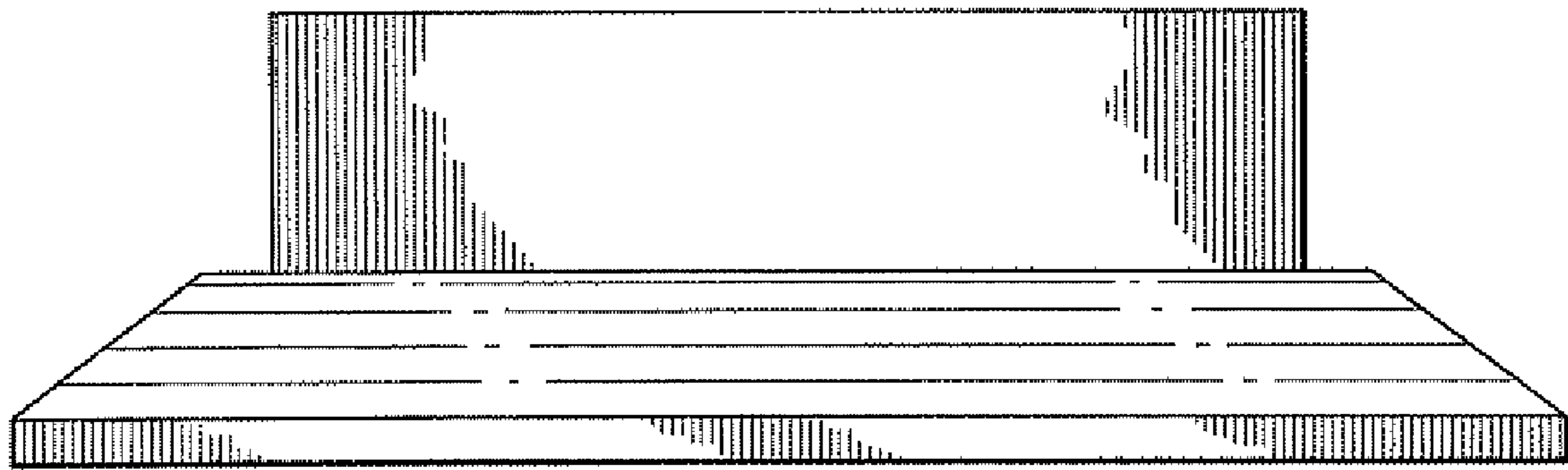


FIG.4




FIG. 5