



US00D609951S

(12) **United States Design Patent**  
**Walker**

(10) **Patent No.:** **US D609,951 S**

(45) **Date of Patent:** **\*\* Feb. 16, 2010**

(54) **OVAL SWING DOOR MEDICINE CABINET**

(75) Inventor: **David Lamont Walker**, Chester, PA  
(US)

(73) Assignee: **Zenith Products Corp.**, New Castle, DE  
(US)

(\*\*) Term: **14 Years**

(21) Appl. No.: **29/301,431**

(22) Filed: **Feb. 29, 2008**

(51) **LOC (9) Cl.** ..... **06-04**

(52) **U.S. Cl.** ..... **D6/559**

(58) **Field of Classification Search** ..... D6/509,  
D6/559, 561, 300, 309, 32, 396, 432, 444-448,  
D6/436-439; 312/209, 234, 224-225, 242,  
312/245; 206/320, 823; D19/75-86

See application file for complete search history.

(56) **References Cited**

**U.S. PATENT DOCUMENTS**

110,833 A \* 1/1871 Curtis ..... D6/309  
779,366 A \* 1/1905 Kelsea ..... D6/309  
D39,638 S \* 10/1908 Eustis ..... D6/309

D116,353 S \* 8/1939 Silverman ..... D6/309  
D376,286 S \* 12/1996 Duarte ..... D6/559  
D485,721 S \* 1/2004 Walker ..... D6/559  
D534,359 S \* 1/2007 Mayer ..... D6/309  
D580,184 S \* 11/2008 Svendsen et al. .... D6/309

\* cited by examiner

*Primary Examiner*—Brian N Vinson

(57) **CLAIM**

The ornamental design for the oval swing door medicine cabinet, as shown and described.

**DESCRIPTION**

FIG. 1 illustrates a perspective view of oval swing door medicine cabinet;

FIG. 2 illustrates a front elevational view thereof;

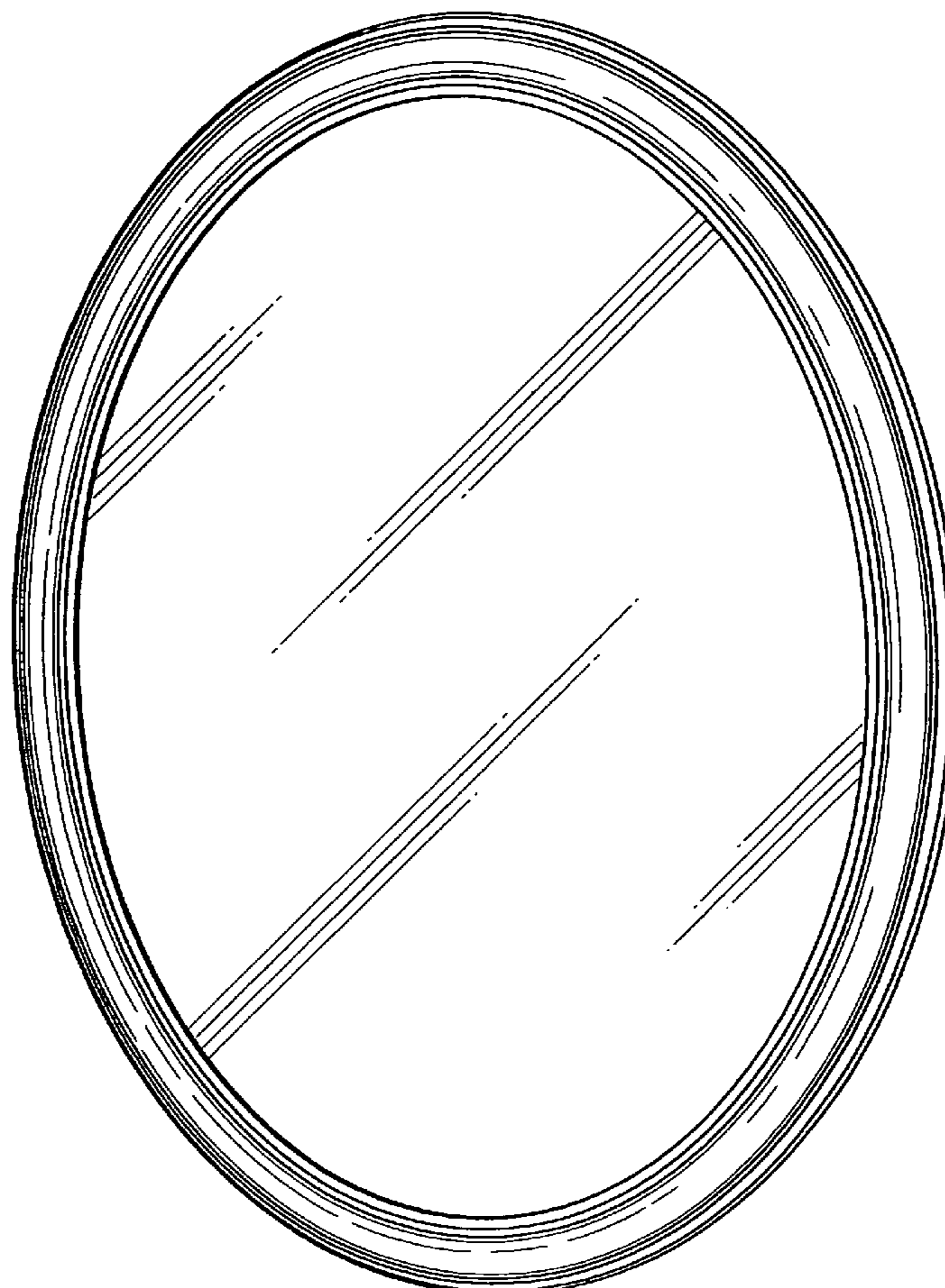
FIG. 3 illustrates a side view thereof;

FIG. 4 illustrates a top plane view thereof; and,

FIG. 5 illustrates cross section view taken at line 5—5 of FIG. 2.

The broken lines shown in the drawings are for illustrative purposes only and form no part of the claimed design.

**1 Claim, 5 Drawing Sheets**



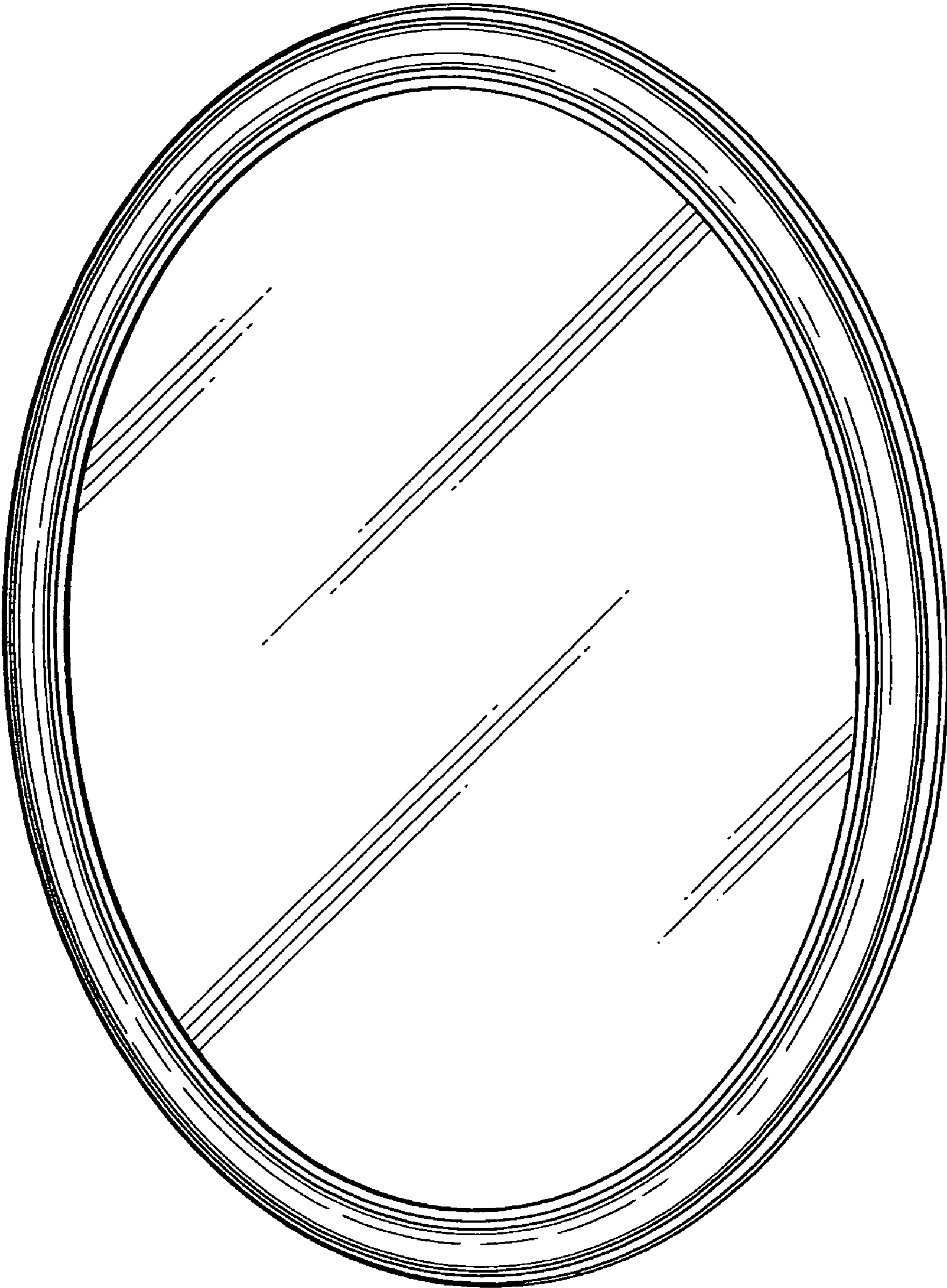


FIG. 1

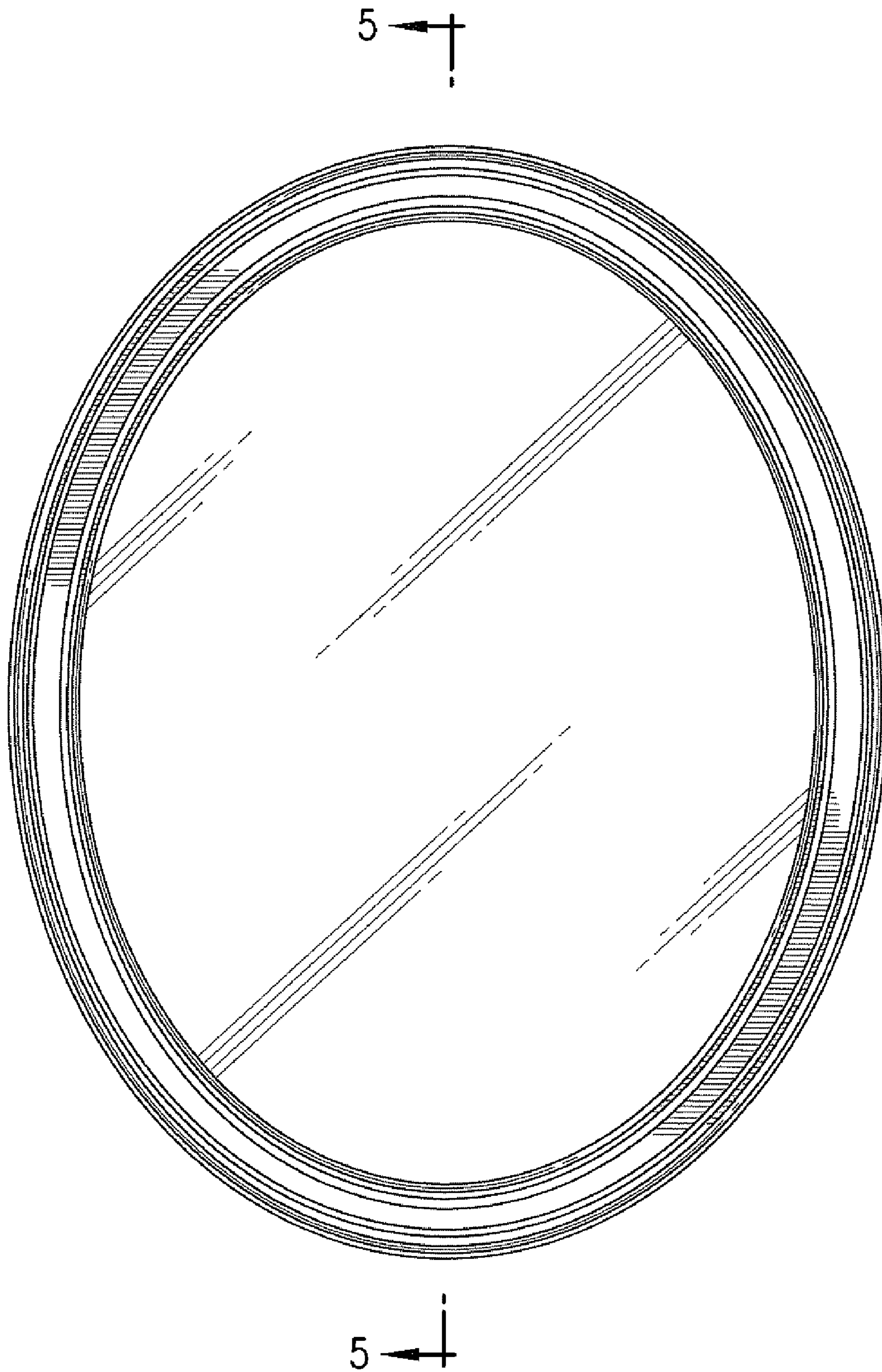


FIG. 2

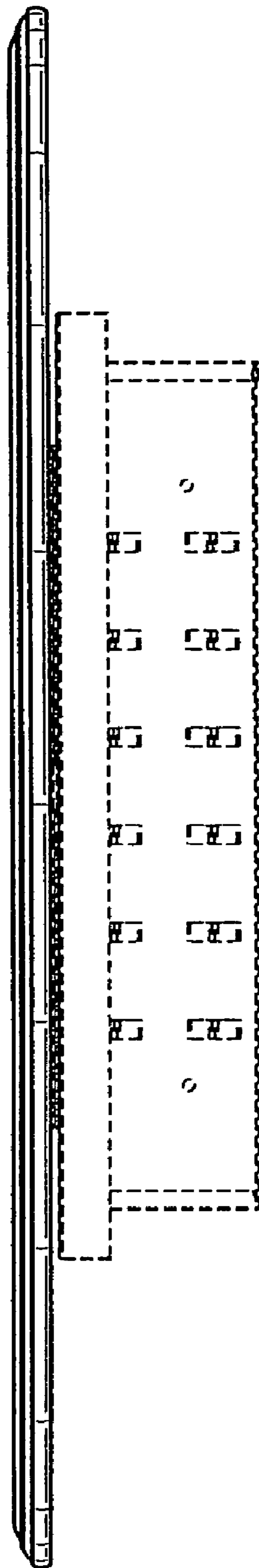


FIG. 3




FIG. 4

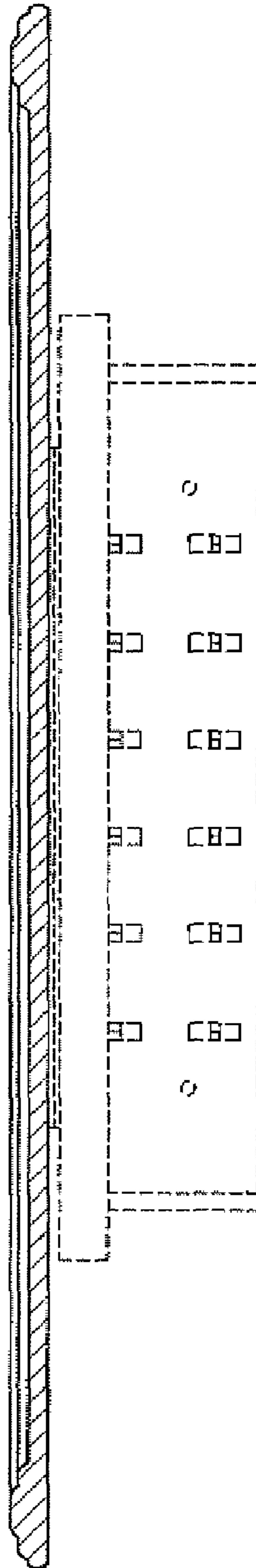


FIG. 5