



US00D609925S

(12) **United States Design Patent**
Domack et al.

(10) **Patent No.:** **US D609,925 S**

(45) **Date of Patent:** **** Feb. 16, 2010**

(54) **MIRROR**

(75) Inventors: **Randy D. Domack**, Trempealeau, WI (US); **Terry A. Everson**, Blair, WI (US)

(73) Assignee: **Ashley Furniture Industries, Inc.**, Arcadia, WI (US)

(**) Term: **14 Years**

(21) Appl. No.: **29/296,089**

(22) Filed: **Oct. 12, 2007**

(51) **LOC (9) Cl.** **06-07**

(52) **U.S. Cl.** **D6/309; D14/371**

(58) **Field of Classification Search** D6/300-314,
D6/444; 40/700, 711, 714, 722, 724, 735,
40/745, 748-752, 786, 790, 798

See application file for complete search history.

(56) **References Cited**

U.S. PATENT DOCUMENTS

D217,162 S	*	4/1970	Solle	D6/300
D364,963 S		12/1995	Paus		
D364,964 S		12/1995	Paus		
D370,352 S	*	6/1996	Martin	D6/300
D410,792 S		6/1999	Zaidman		
D429,431 S	*	8/2000	Zaidman	D6/491
D455,015 S	*	4/2002	Harwanko	D6/300
D460,626 S		7/2002	Risdon		
D485,686 S		1/2004	Stein		
D498,932 S	*	11/2004	Mohundro	D6/300
D512,842 S		12/2005	Mohundro		
D514,823 S		2/2006	Domack		
D543,706 S		6/2007	Domack et al.		

OTHER PUBLICATIONS

Connoisseur B326-31-36-46-61-67-98-92, Ashley Furniture Industries, Inc., Product Photography Catalog, vol. 5, Series 1, Spring 2003, p. 67.

Old Mission B238-32-34-45-65-64-98-94, Ashley Furniture Industries, Inc., Product Photography Catalog, vol. 5, Series 1, Spring 2003, p. 60.

Esprit B237-32-36-45-65-64-98-941, Ashley Furniture Industries, Inc., Product Photography Catalog, vol. 5, Series 1, Spring 2003, p. 59.

Bainbridge B273-31-36-49-57-54-96-92, Ashley Furniture Industries, Inc., Product Photography Catalog, vol. 5, Series 1, Spring 2003, p. 84.

Essence B225-31-36-46-65-92, Ashley Furniture Industries, Inc., Product Photography Catalog, vol. 6, Series 1, 2004, p. 72.

* cited by examiner

Primary Examiner—Janice E Seeger

Assistant Examiner—Sydney R Buffalow

(74) *Attorney, Agent, or Firm*—Patterson, Thuente, Skaar & Christensen, P.A.

(57) **CLAIM**

We claim the ornamental design for mirror, as shown and described.

DESCRIPTION

FIG. 1 is a front corner perspective view of a mirror according to an embodiment of the invention. The view from the adjacent front corner being a mirror image thereof.


FIG. 2 is a front elevational view of a mirror according to an embodiment of the invention.

FIG. 3 is a side elevational view of a mirror according to an embodiment of the invention. The view from the opposite side being a mirror image thereof; and,

FIG. 4 is a top plan view of a mirror according to an embodiment of the invention.

The backside of the mirror is not shown and forms no part of the claimed invention.

1 Claim, 2 Drawing Sheets






FIG. 1




FIG. 2

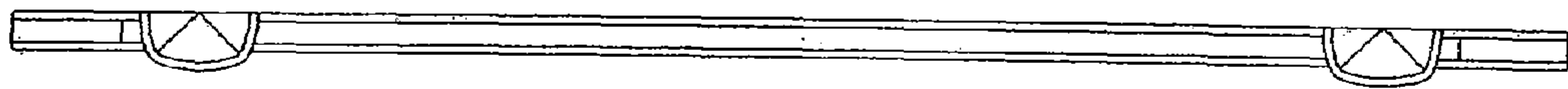


FIG. 4



FIG. 3