



US00D609909S

(12) **United States Design Patent**  
**Guyon et al.**

(10) **Patent No.:** **US D609,909 S**  
(45) **Date of Patent:** **\*\* Feb. 16, 2010**

(54) **HANGBAG**

(75) Inventors: **Isabelle Guyon**, Paris (FR); **Sophie Delafontaine**, Paris (FR); **Philippe Cassegrain**, Paris (FR)

(73) Assignee: **S.A.S. Jean Cassegrain**, Paris (FR)

(\*\*) Term: **14 Years**

(21) Appl. No.: **29/339,739**

(22) Filed: **Jul. 7, 2009**

(30) **Foreign Application Priority Data**

Jan. 8, 2009 (EM) ..... 001067250

(51) **LOC (9) Cl.** ..... **03-01**

(52) **U.S. Cl.** ..... **D3/245**

(58) **Field of Classification Search** ..... D3/232-233,  
D3/240-246, 318, 324; 150/100, 103-104,  
150/106-110, 113-114, 118-119

See application file for complete search history.

(56) **References Cited**

**U.S. PATENT DOCUMENTS**

D418,976 S \* 1/2000 du Sartel ..... D3/243

\* cited by examiner

*Primary Examiner*—Holly H Baynham

(74) *Attorney, Agent, or Firm*—Gottlieb, Rackman & Reisman, P.C.

(57) **CLAIM**

The ornamental design for a handbag, as shown and described.

**DESCRIPTION**

FIG. 1 is a perspective view of our new design;

FIG. 2 is a bottom plan view thereof;

FIG. 3 is a front elevation view thereof;

FIG. 4 is a top plan view thereof;

FIG. 5 is a left side elevation view thereof;

FIG. 6 is a right side elevation view thereof; and,

FIG. 7 is a rear elevation view thereof.

The broken lines shown in the drawings represent stitching and are part of the claim design.

**1 Claim, 2 Drawing Sheets**

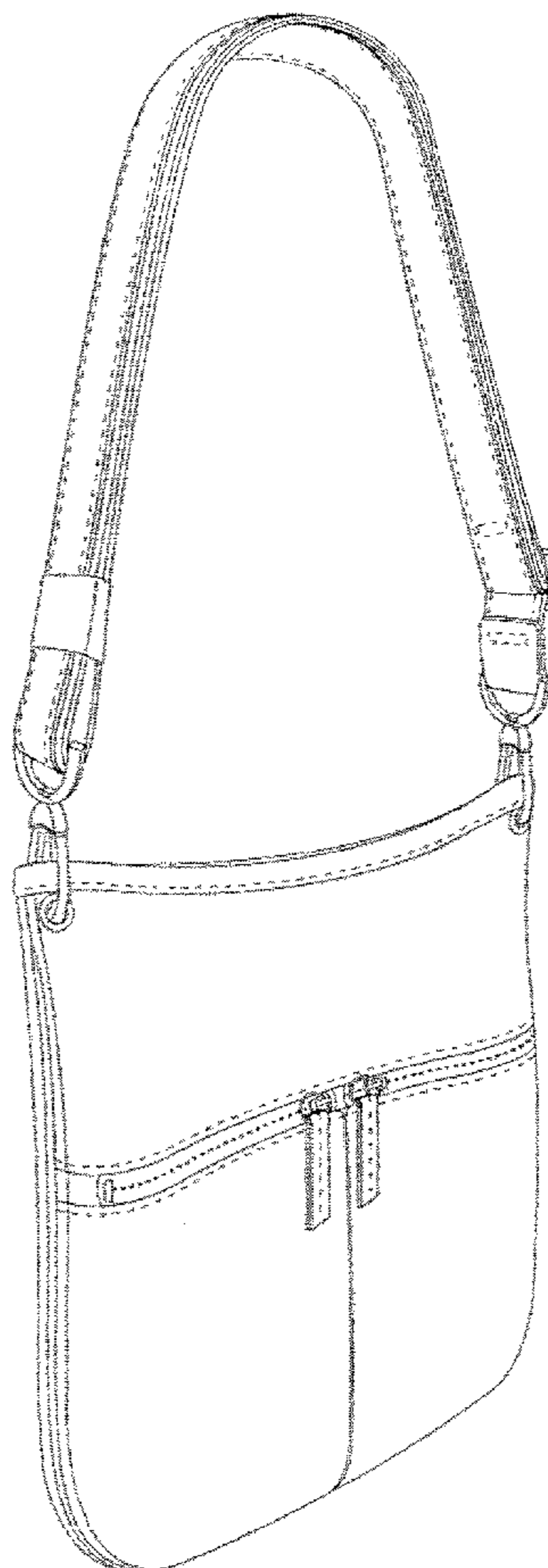


FIG. 1

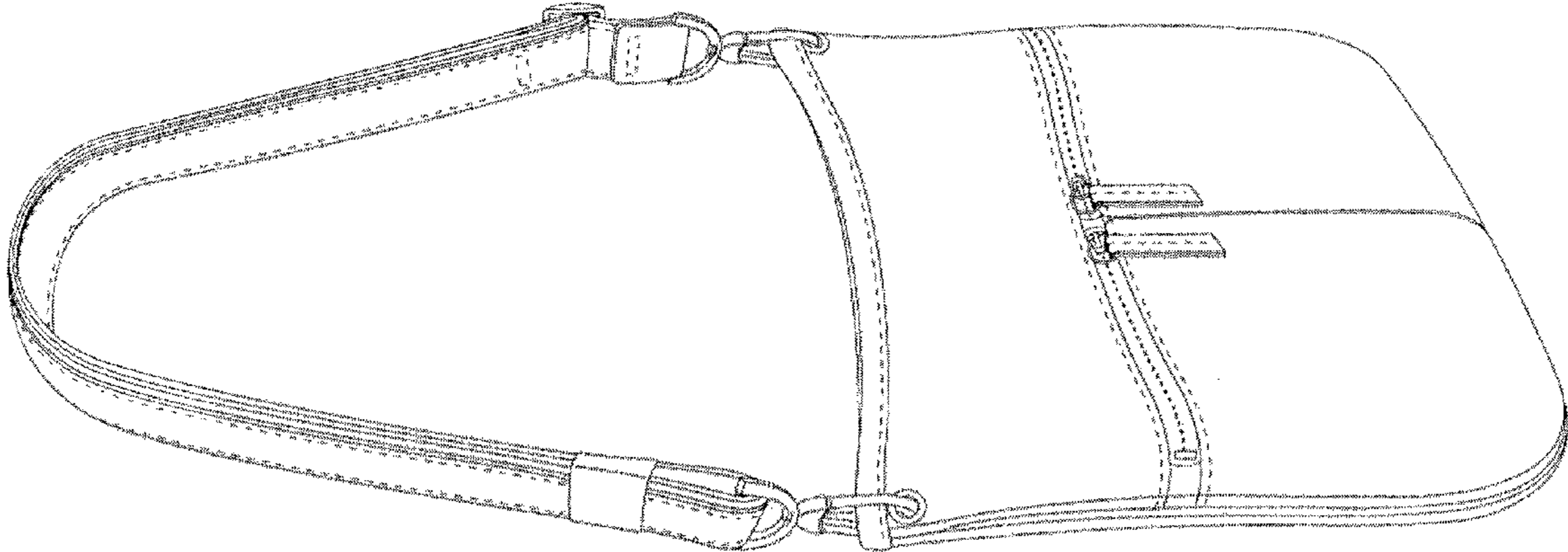


FIG. 2




FIG. 3

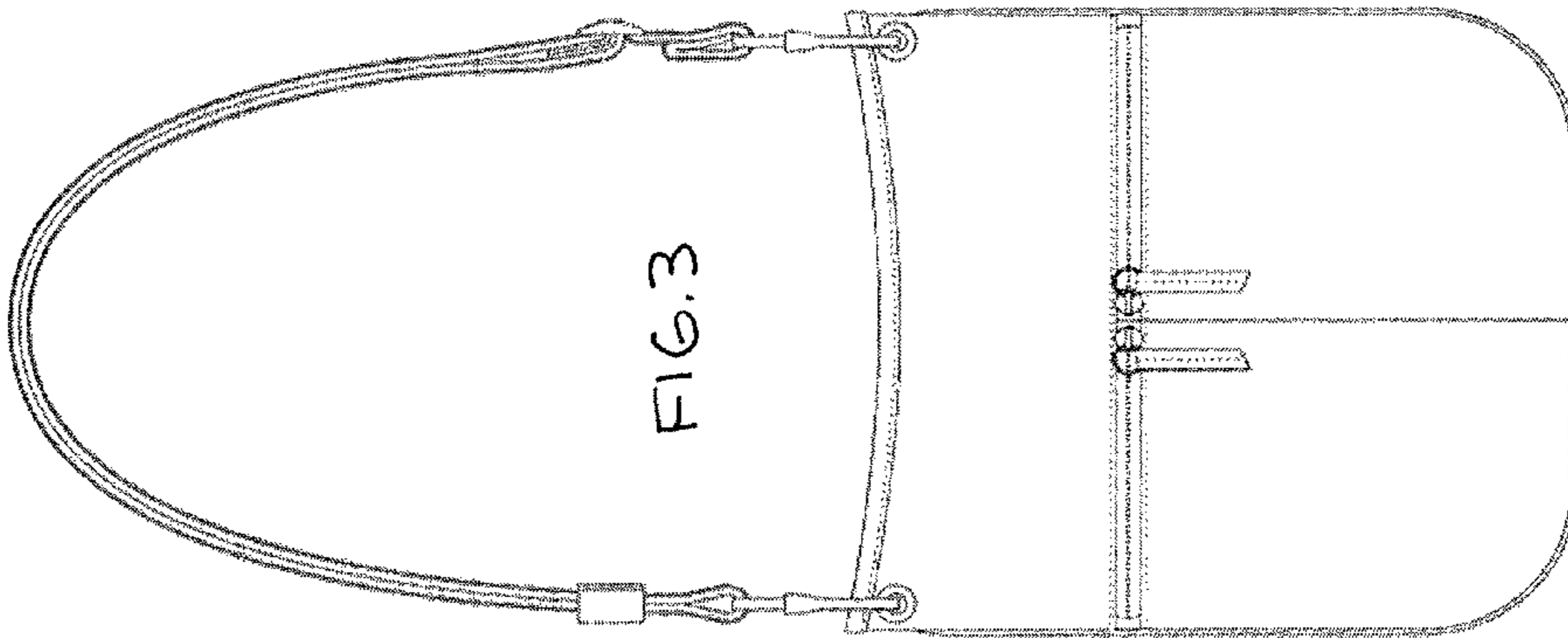


FIG. 4



FIG. 5



FIG. 6



FIG. 7

