



US00D609906S

(12) **United States Design Patent**
Guyon et al.

(10) **Patent No.:** **US D609,906 S**
(45) **Date of Patent:** **** Feb. 16, 2010**

(54) **HANDBAG**

(75) Inventors: **Isabelle Guyon**, Paris (FR); **Sophie Delafontaine**, Paris (FR); **Philippe Cassegrain**, Paris (FR)

(73) Assignee: **S.A.S. Jean Cassegrain**, Paris (FR)

(**) Term: **14 Years**

(21) Appl. No.: **29/339,727**

(22) Filed: **Jul. 7, 2009**

(30) **Foreign Application Priority Data**

Jan. 8, 2009 (EM) 001067250

(51) **LOC (9) Cl.** **03-01**

(52) **U.S. Cl.** **D3/243**

(58) **Field of Classification Search** D3/232-233,
D3/240-246, 318, 324; 150/100, 103-104,
150/106-110, 113-114, 118-119

See application file for complete search history.

(56) **References Cited**

U.S. PATENT DOCUMENTS

D157,266 S * 2/1950 Kiernan D3/243
D375,625 S * 11/1996 Kieselstein-Cord D3/233
D522,237 S * 6/2006 Stulman D3/241

D533,997 S * 12/2006 Jacobs D3/246
D551,859 S * 10/2007 Maier D3/246
D560,910 S * 2/2008 Gerbi D3/246
D579,655 S * 11/2008 Gonzalez D3/232

* cited by examiner

Primary Examiner—Holly H Baynham

(74) *Attorney, Agent, or Firm*—Gottlieb, Rackman & Reisman, P.C.

(57) **CLAIM**

The ornamental design for a handbag, as shown and described.

DESCRIPTION

FIG. 1 is a perspective view of our new design;

FIG. 2 is a bottom plan view thereof;

FIG. 3 is a front elevation view thereof;

FIG. 4 is a top plan view thereof;

FIG. 5 is a left side elevation view thereof;

FIG. 6 is a right side elevation view thereof; and,

FIG. 7 is a rear elevation view thereof.

The broken lines shown in the drawings represent stitching and are part of the claimed design.

1 Claim, 3 Drawing Sheets






FIG. 1



FIG. 3

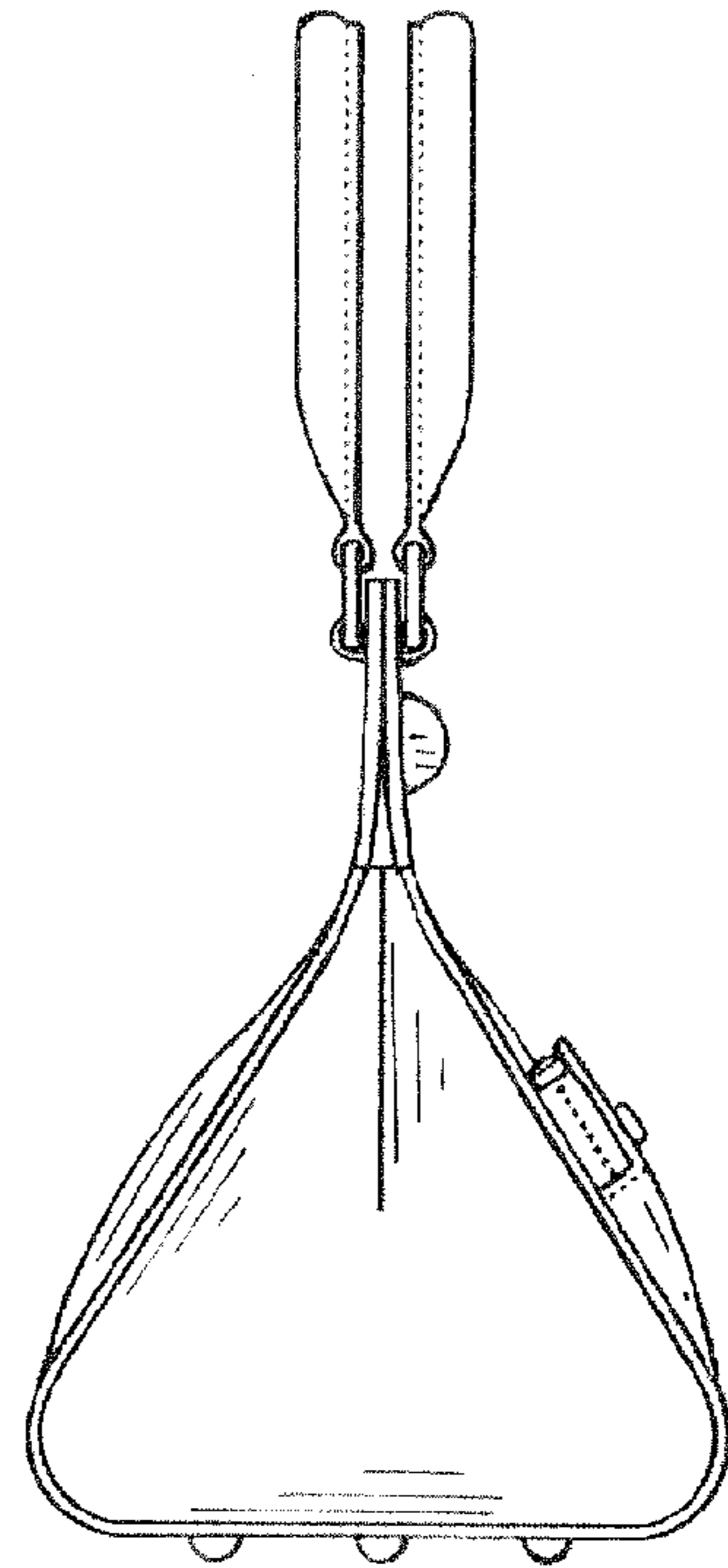


FIG. 5

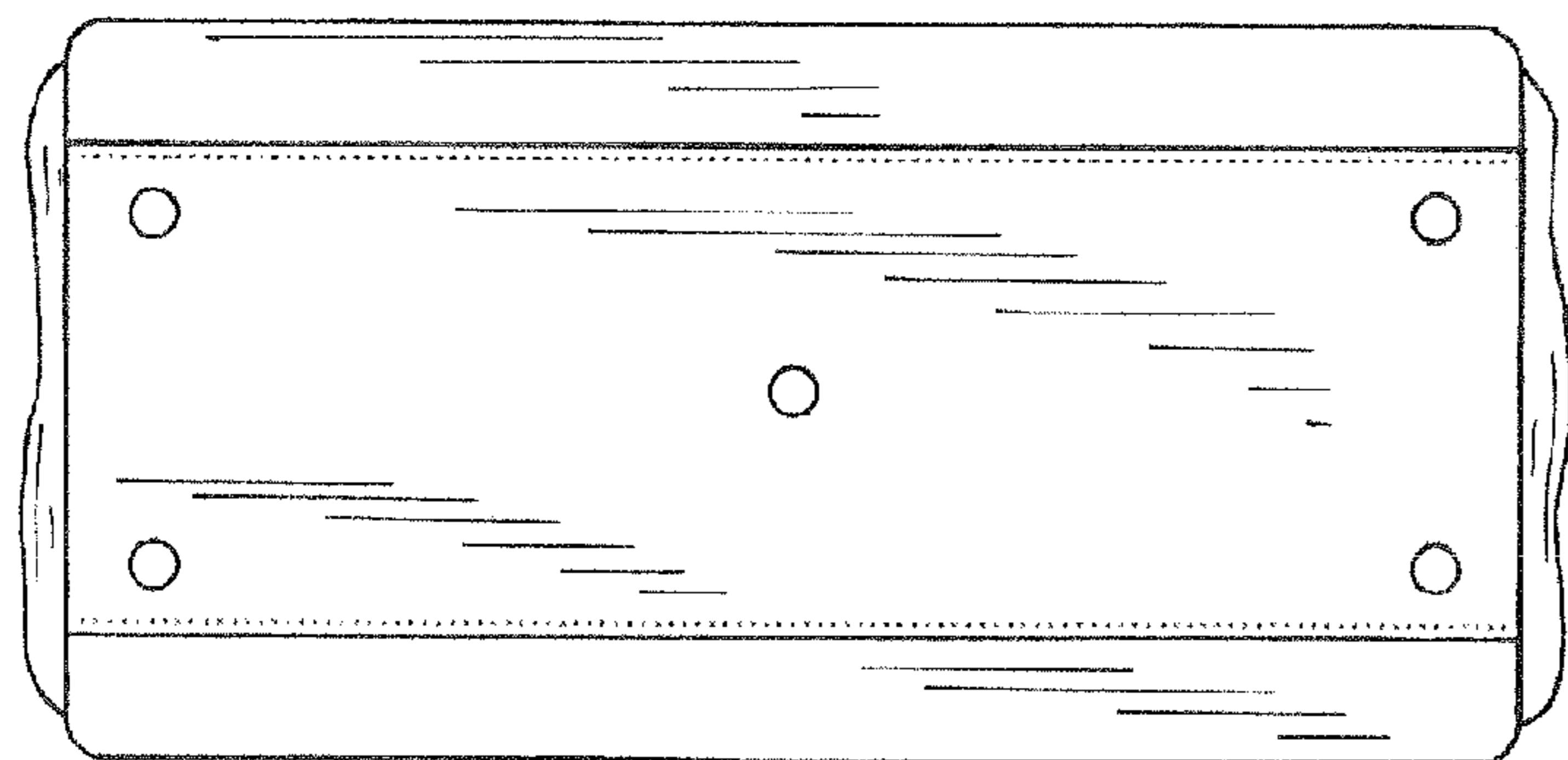


FIG. 2

FIG. 4

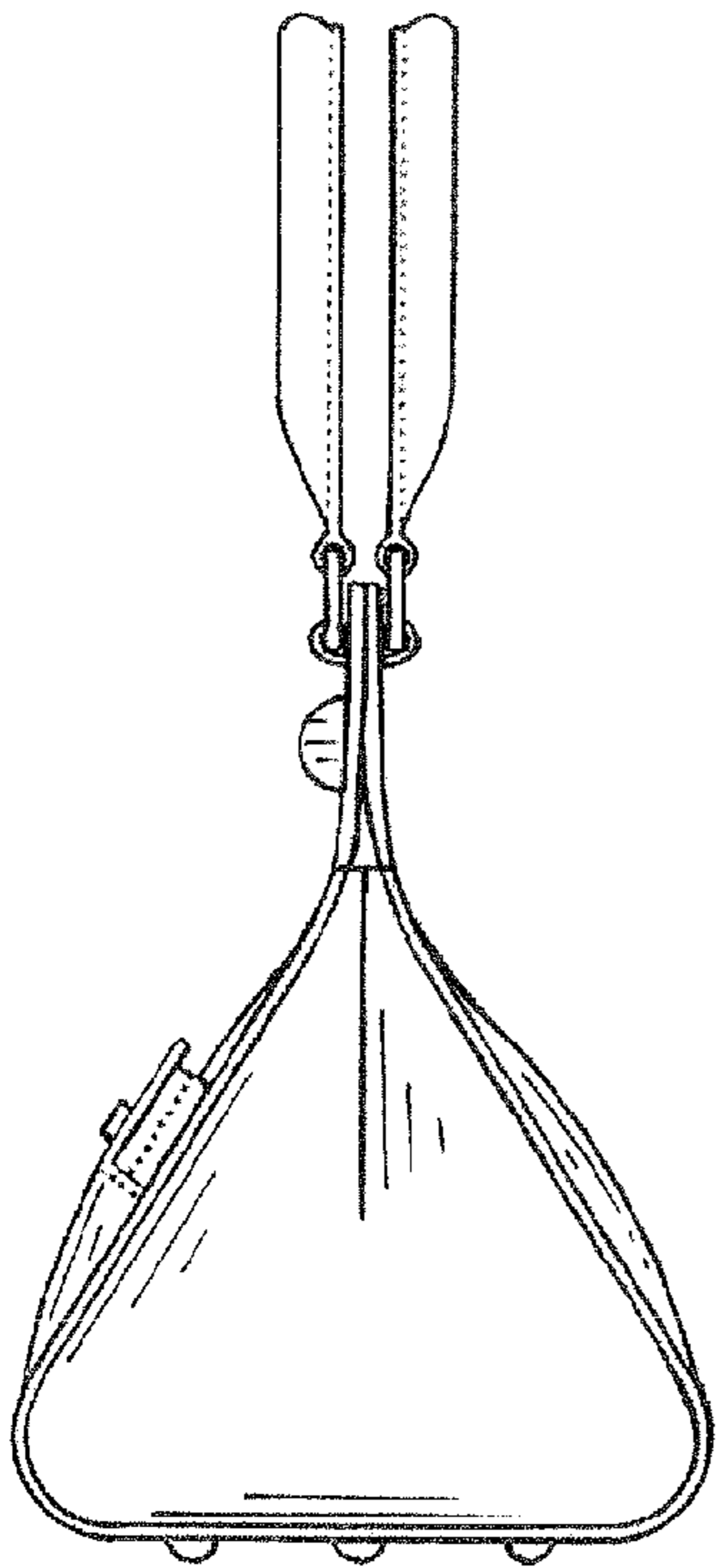
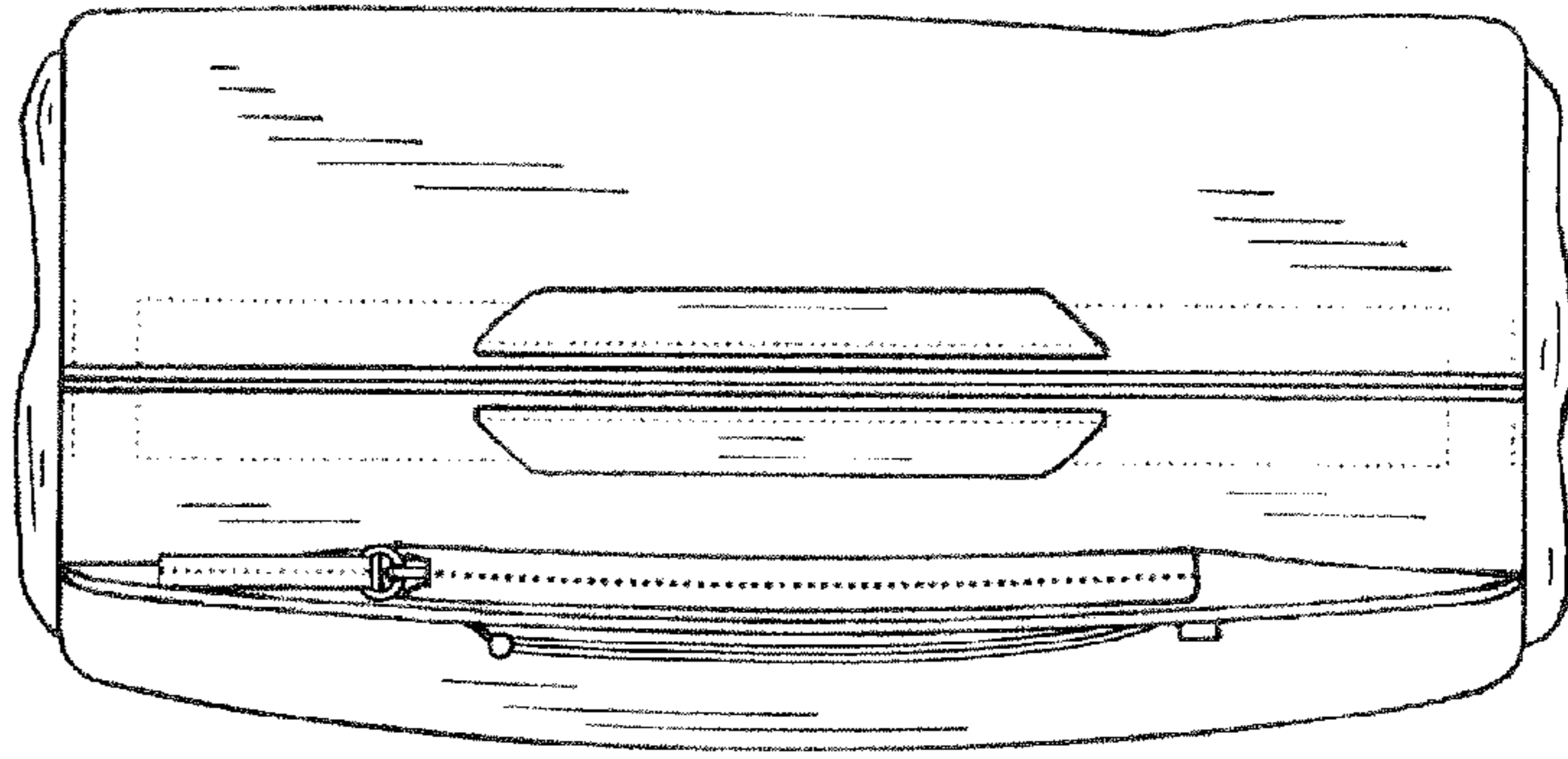


FIG. 6



FIG. 7