

US00D609905S

(12) **United States Design Patent**  
**Guyon et al.**

(10) **Patent No.:** **US D609,905 S**  
(45) **Date of Patent:** **\*\* Feb. 16, 2010**

(54) **HANDBAG**

D447,866 S \* 9/2001 Achache ..... D3/233

(75) Inventors: **Isabelle Guyon**, Paris (FR); **Sophie Delafontaine**, Paris (FR); **Philippe Cassegrain**, Paris (FR)

\* cited by examiner

*Primary Examiner*—Holly H Baynham

(73) Assignee: **S.A.S. Jean Cassegrain**, Paris (FR)

(74) *Attorney, Agent, or Firm*—Gottlieb, Rackman & Reisman, P.C.

(\*\*) Term: **14 Years**

(57) **CLAIM**

(21) Appl. No.: **29/339,722**

The ornamental design for a handbag, as shown and described.

(22) Filed: **Jul. 7, 2009**

(30) **Foreign Application Priority Data**

**DESCRIPTION**

Jan. 8, 2009 (EM) ..... 001067250

FIG. 1 is a perspective view of our new design;

(51) **LOC (9) Cl.** ..... **03-01**

FIG. 2 is a bottom plan view thereof;

(52) **U.S. Cl.** ..... **D3/243**

FIG. 3 is a front elevation view thereof;

(58) **Field of Classification Search** ..... D3/232–233,  
D3/240–246, 318, 324; 150/100, 103–104,  
150/106–110, 113–114, 118–119

FIG. 4 is a top plan view thereof;

FIG. 5 is a left side elevation view thereof;

See application file for complete search history.

FIG. 6 is a right side elevation view thereof; and,

FIG. 7 is a rear elevation view thereof.

(56) **References Cited**

The broken lines shown in the drawings represent stitching and are part of the claimed design.

**U.S. PATENT DOCUMENTS**

D157,266 S \* 2/1950 Kiernan ..... D3/243

**1 Claim, 3 Drawing Sheets**





FIG. 1

FIG. 5

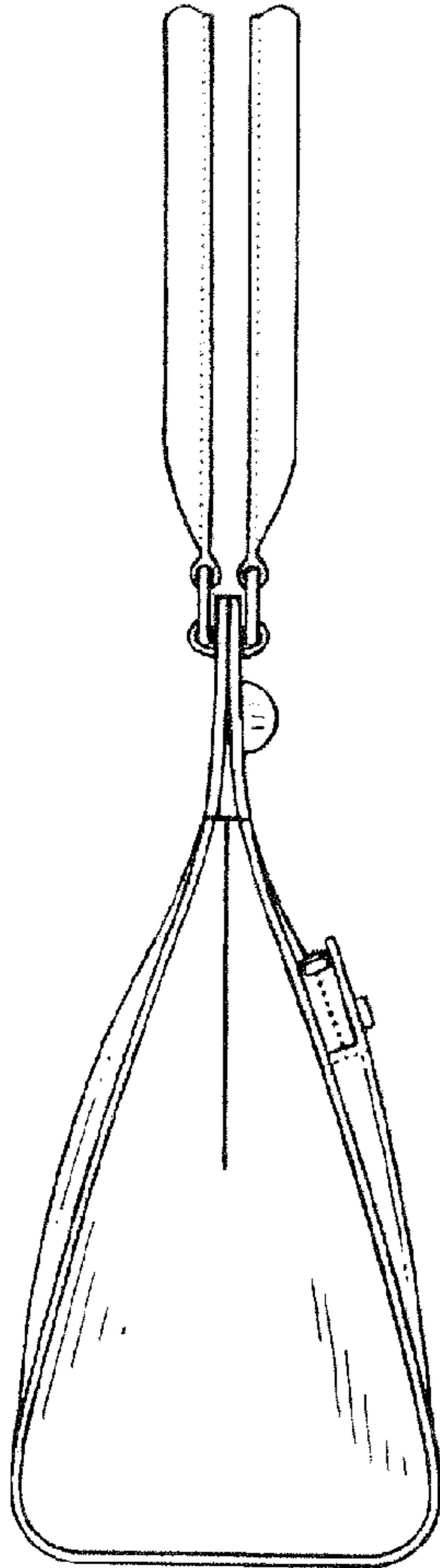


FIG. 3

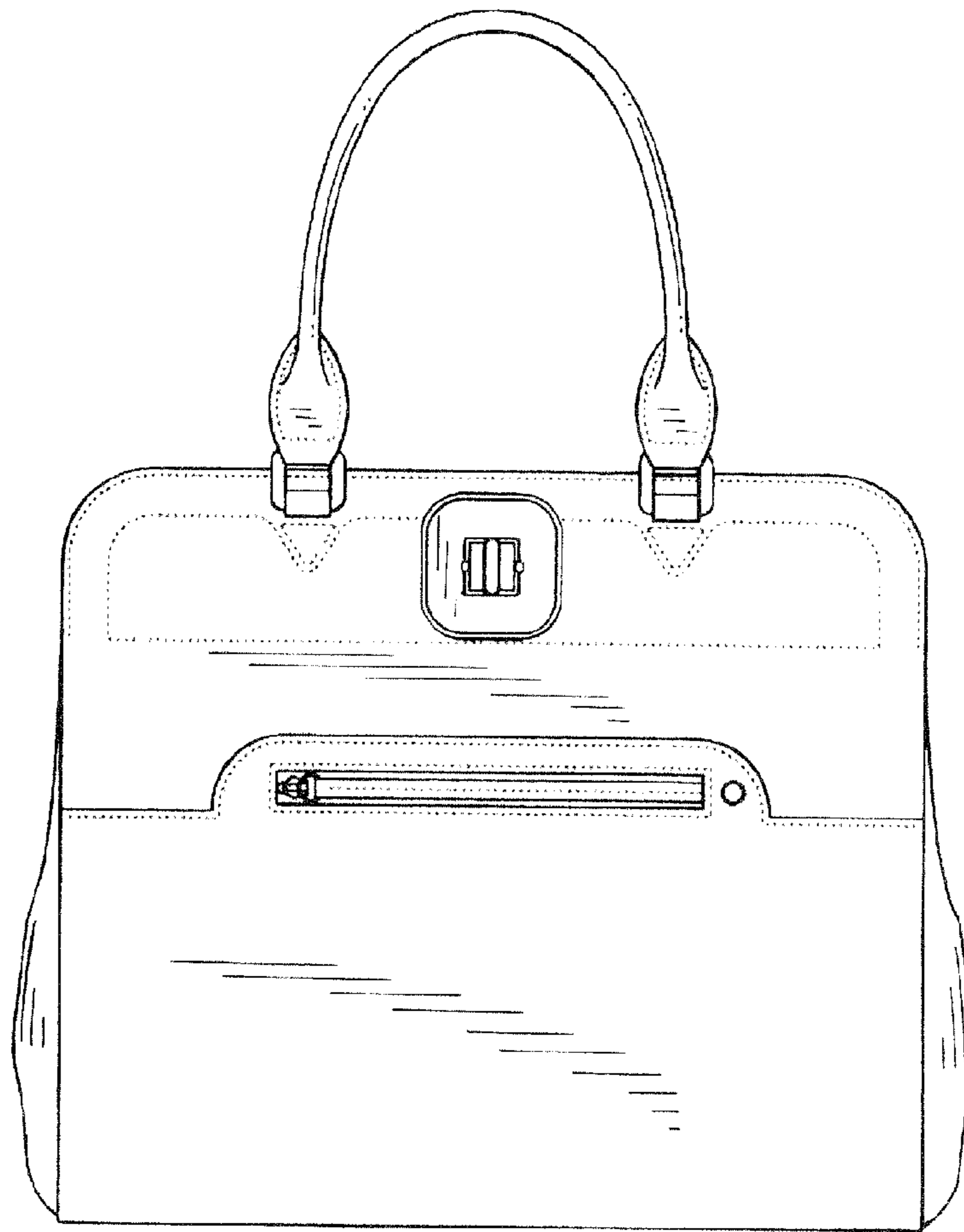


FIG. 2

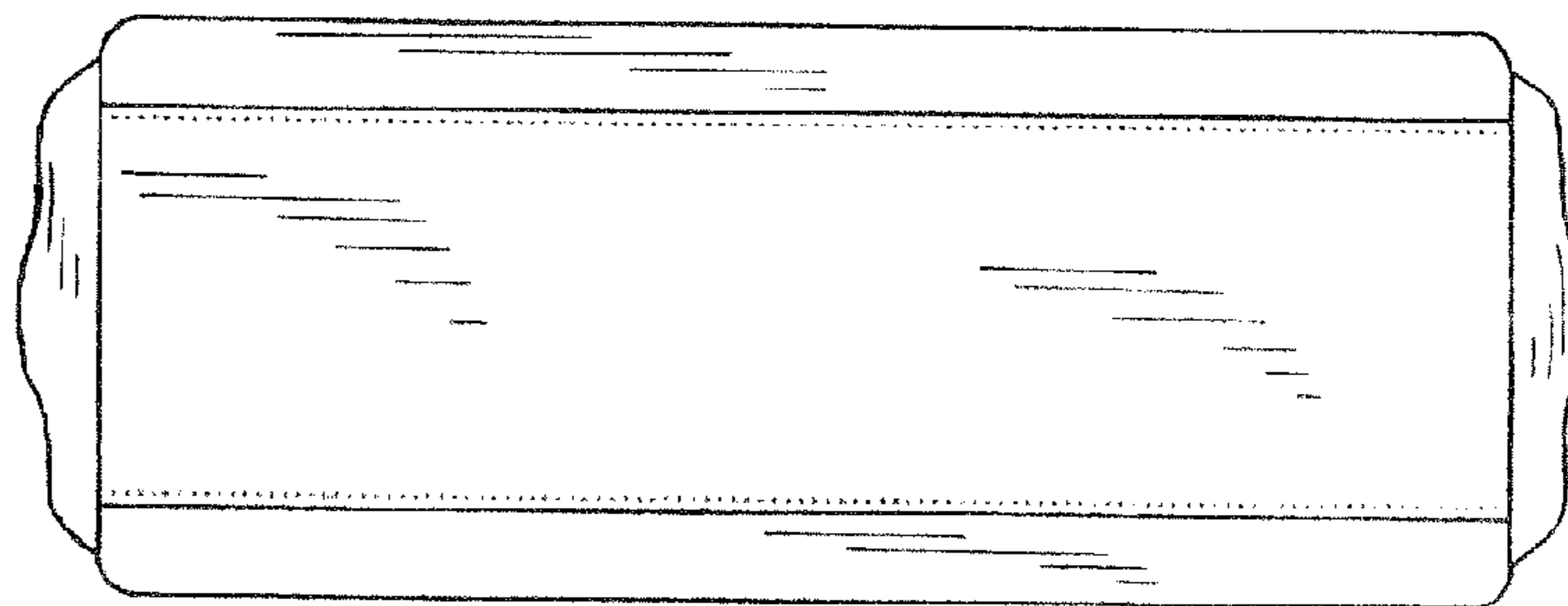


FIG. 4

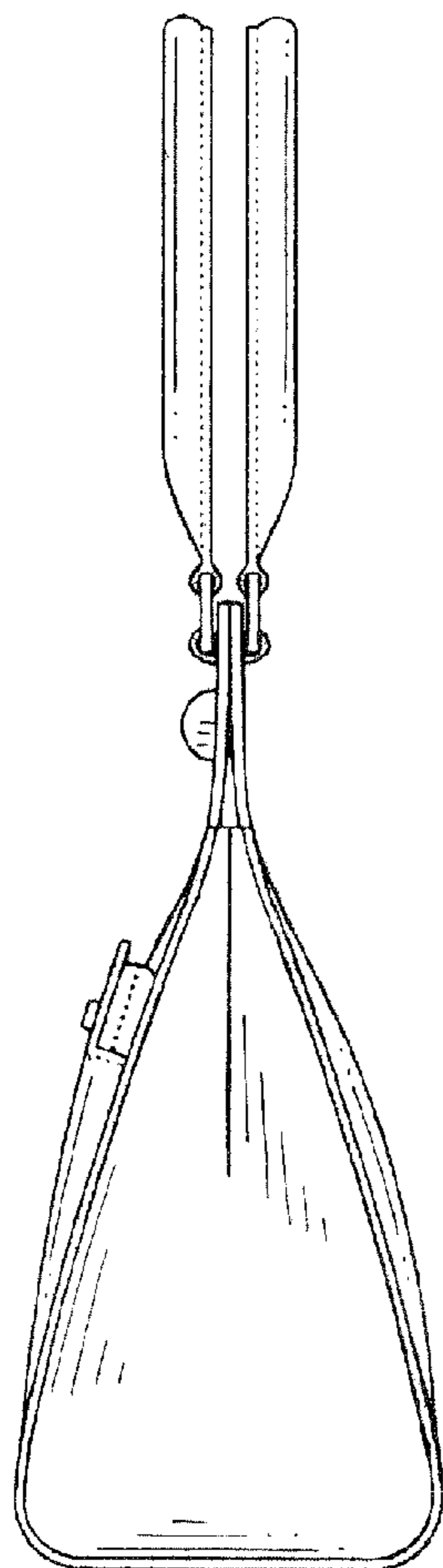



FIG. 6



FIG. 7