



US00D609899S

(12) **United States Design Patent**
Lai

(10) **Patent No.:** **US D609,899 S**

(45) **Date of Patent:** **** Feb. 16, 2010**

(54) **BASE FOR A SUNSHADE**

7,287,474 B2 * 10/2007 Whitley 248/523

(76) Inventor: **Jin-Sheng Lai**, 4F, No. 77, Sec. 4, Nan Ching E. Rd., Taipei (TW)

* cited by examiner

Primary Examiner—T. Chase Nelson

Assistant Examiner—Anhdao Doan

(74) *Attorney, Agent, or Firm*—Alan Kamrath; Kamrath & Associates PA

(**) Term: **14 Years**

(21) Appl. No.: **29/323,900**

(22) Filed: **Sep. 3, 2008**

(57) **CLAIM**

The ornamental design for a base for a sunshade, as shown and described.

(51) **LOC (9) Cl.** **03-03**

(52) **U.S. Cl.** **D3/10**

(58) **Field of Classification Search** D3/5-17;
D21/836-839; 135/15.1, 16, 17, 19, 98,
135/99; D6/495; 248/519, 523, 539

DESCRIPTION

See application file for complete search history.

FIG. 1 is a perspective view of a base for a sunshade showing my design;

FIG. 2 is a front elevational view thereof;

FIG. 3 is a rear elevational view thereof;

FIG. 4 is a left side elevational view thereof;

FIG. 5 is a right side elevational view thereof;

FIG. 6 is a top plan view thereof; and,


FIG. 7 is a bottom plan view thereof. The broken lines in FIG. 7 are included for the purpose of illustrating portions of the base for a sunshade that form no part of the claimed design.

(56) **References Cited**

U.S. PATENT DOCUMENTS

D305,702 S *	1/1990	Taliani et al.	D3/10
6,446,930 B1 *	9/2002	Li	248/519
D470,305 S *	2/2003	Clarke	D3/10
D481,562 S *	11/2003	Shilling et al.	D6/495
D485,055 S *	1/2004	Taylor	D3/10
D495,536 S *	9/2004	Lucht	D6/495
D550,950 S *	9/2007	Vanderminde	D3/10
D552,896 S *	10/2007	Tseng	D6/495

1 Claim, 7 Drawing Sheets






FIG. 1




FIG. 2

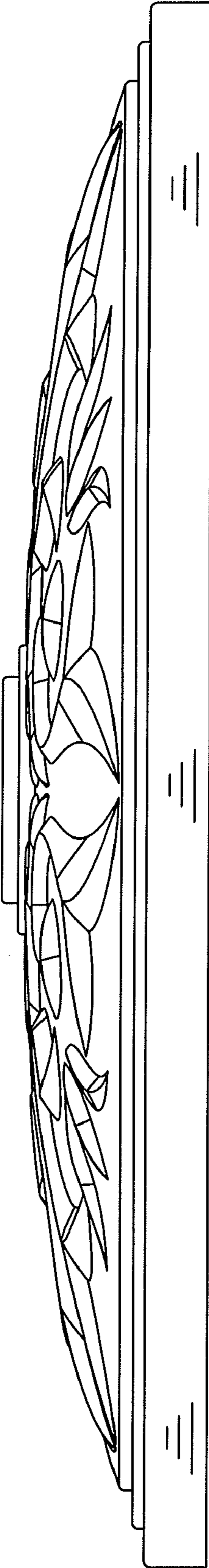


FIG. 3

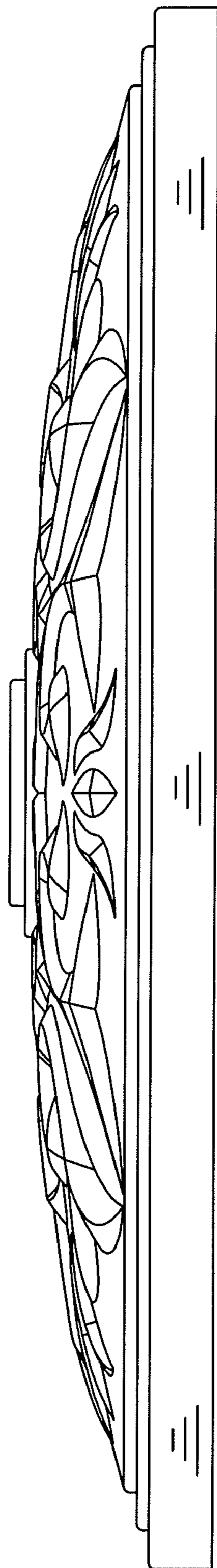


FIG. 4

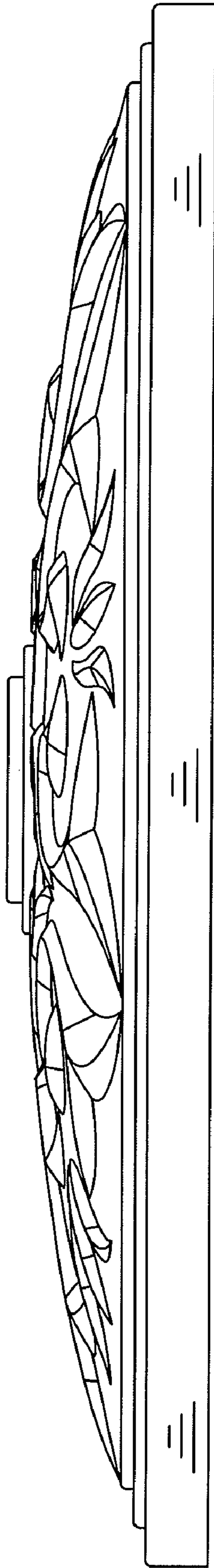


FIG. 5




FIG. 6

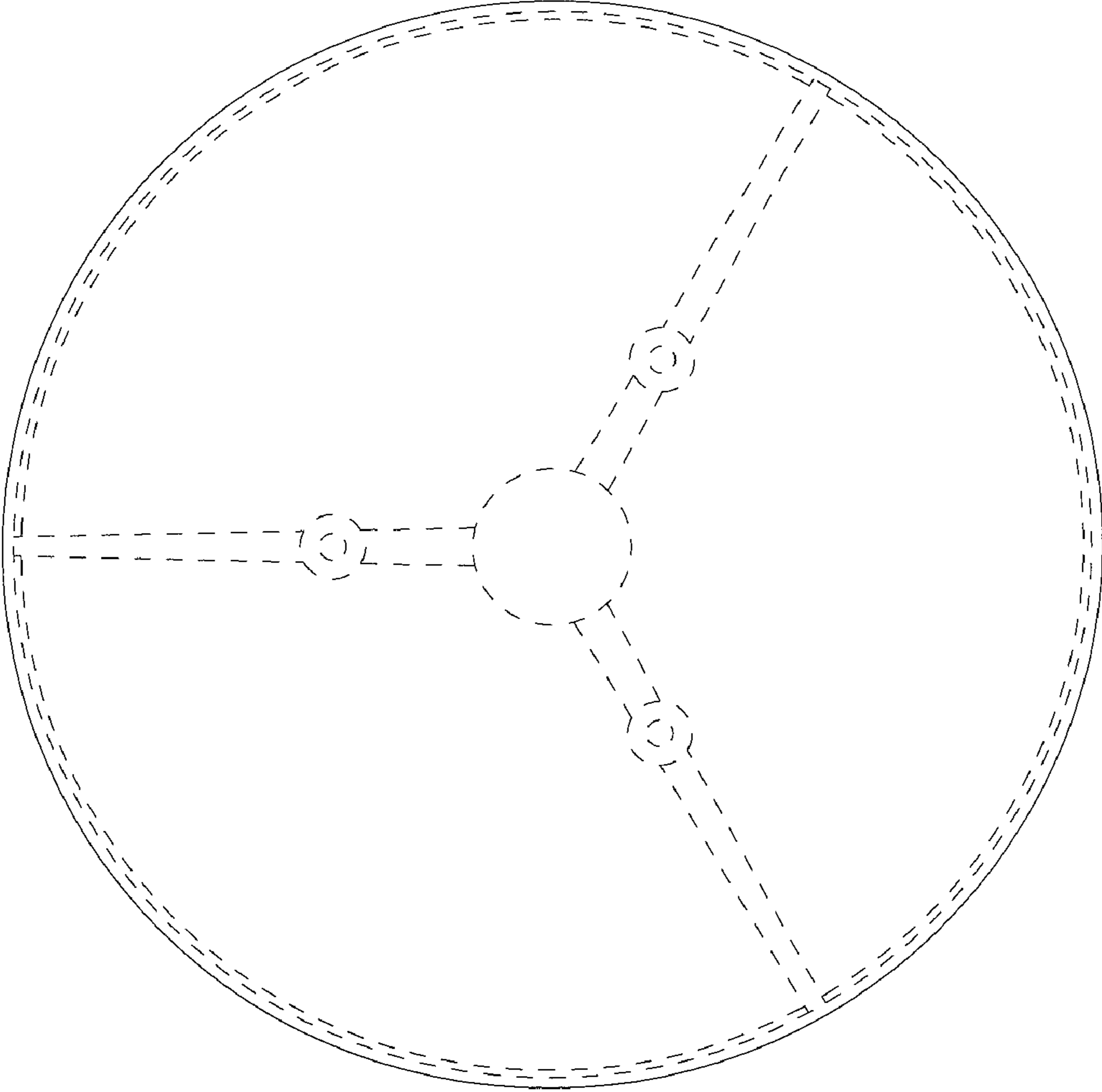


FIG. 7