



US00D609895S

(12) **United States Design Patent**  
**Andersen et al.**

(10) **Patent No.:** **US D609,895 S**  
(45) **Date of Patent:** **\*\* Feb. 16, 2010**

- (54) **FOOTWEAR SOLE**
- (75) Inventors: **Deborah H. Andersen**, Prevost (CA);  
**Martin W. F. Dean**, St. Albans (GB);  
**Grant A. Urie**, Shelburne, VT (US)
- (73) Assignee: **Wolverine World Wide, Inc.**, Rockford,  
MI (US)
- (\*\*) Term: **14 Years**
- (21) Appl. No.: **29/336,657**
- (22) Filed: **May 7, 2009**

- D547,037 S 7/2007 Nakano
- D549,937 S 9/2007 Matis et al.
- D549,938 S 9/2007 Belley et al.
- D549,939 S 9/2007 Schoenborn et al.
- D550,440 S 9/2007 Matis et al.
- D551,435 S 9/2007 Belley et al.
- D554,336 S 11/2007 Schoenborn et al.
- D554,338 S 11/2007 Matis et al.
- D561,436 S 2/2008 St. Louis
- D561,437 S 2/2008 Evans et al.
- D563,085 S 3/2008 Matis
- D563,636 S \* 3/2008 Matis et al. .... D2/956
- D564,738 S 3/2008 Belley et al.
- D564,739 S 3/2008 Belley et al.
- D566,935 S 4/2008 Matis et al.

- (51) **LOC (9) Cl.** ..... **02-04**
  - (52) **U.S. Cl.** ..... **D2/956; D2/953; D2/954;**  
D2/955
  - (58) **Field of Classification Search** ..... D2/947,  
D2/951, 952, 953, 954, 955, 956, 957, 959,  
D2/960; 36/3 B, 22 R, 24.5, 25 R, 67 A,  
36/59 C, 103
- See application file for complete search history.

(Continued)

*Primary Examiner*—Celia A Murphy  
(74) *Attorney, Agent, or Firm*—Warner, Norcross & Judd  
LLP

(57) **CLAIM**

The ornamental design for footwear sole, as shown and described.

(56) **References Cited**

U.S. PATENT DOCUMENTS

- D409,826 S \* 5/1999 Turner et al. .... D2/955
- D441,945 S \* 5/2001 Della Valle ..... D2/956
- D443,975 S \* 6/2001 Della Valle ..... D2/956
- D445,561 S \* 7/2001 Bramani ..... D2/954
- D463,097 S 9/2002 Matis et al.
- D502,595 S 3/2005 Sonnergren
- D503,029 S 3/2005 Sonnergren
- D504,758 S 5/2005 Sonnergren
- D508,308 S \* 8/2005 Galway ..... D2/972
- D508,764 S 8/2005 Sonnergren
- D509,048 S 9/2005 Sonnergren
- D509,344 S 9/2005 Sonnergren
- D515,291 S 2/2006 Sonnergren
- D522,724 S 6/2006 Urie et al.
- D530,491 S 10/2006 Sonnergren
- D530,893 S 10/2006 Sonnergren
- D545,533 S 7/2007 Belley et al.
- D546,034 S \* 7/2007 Matis et al. .... D2/956
- D547,036 S 7/2007 Schoenborn et al.

**DESCRIPTION**

FIG. 1 is a perspective view of the footwear sole embodying the new design;

FIG. 2 is a bottom view thereof;

FIG. 3 is a right side view thereof;

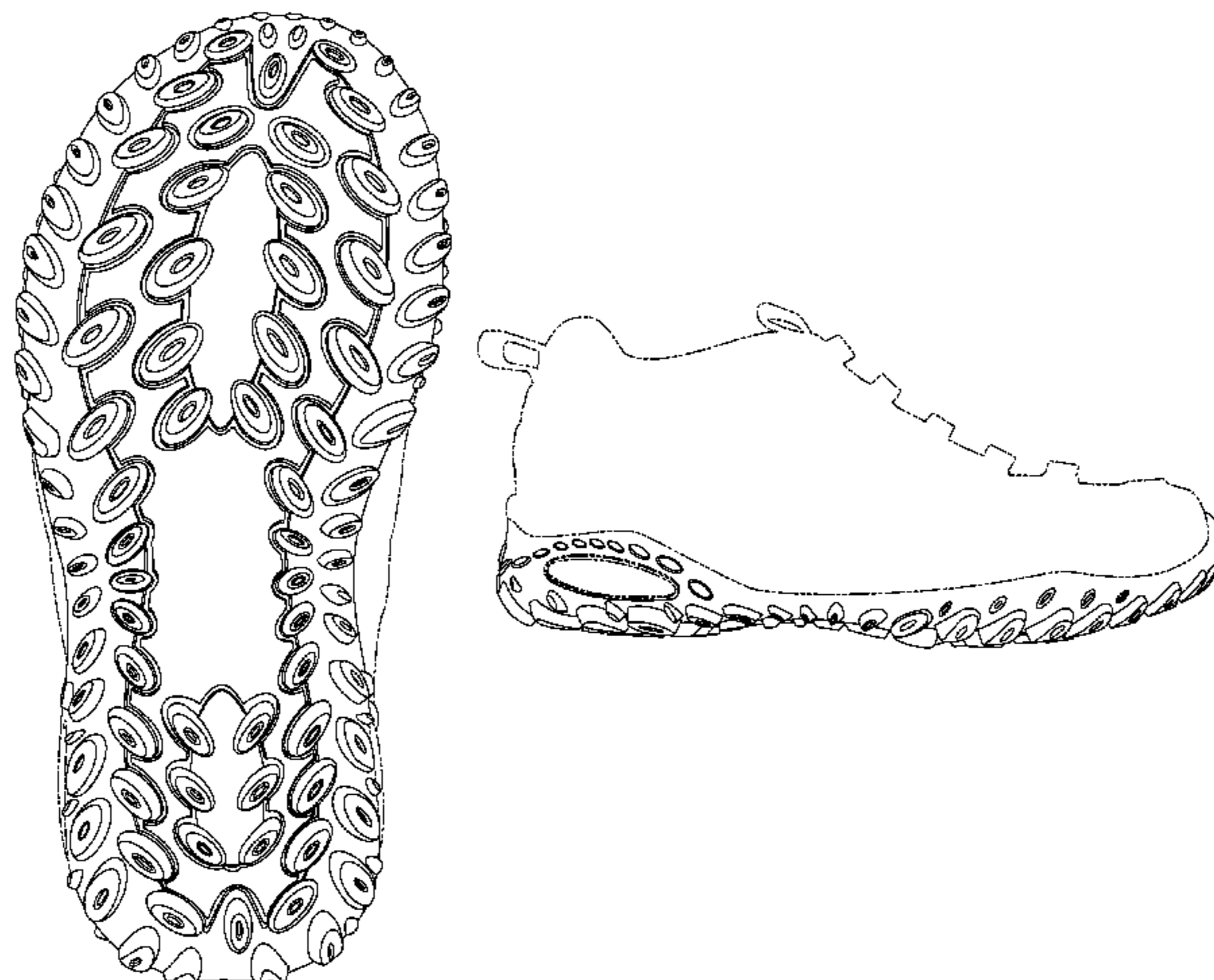
FIG. 4 is a left side view thereof;

FIG. 5 is a front view thereof; and,

FIG. 6 is a rear view thereof.

FIGS. 1–6 show features of an article of footwear in phantom lines. These features are shown for environmental purposes and do not form any part of the claimed design. Further, the phantom lines immediately adjacent the solid-line portions of the design form the boundary of the design, with the phantom lines forming no part of the claimed design.

**1 Claim, 4 Drawing Sheets**



# US D609,895 S

Page 2

---

## U.S. PATENT DOCUMENTS

D566,936 S	4/2008	Schoenborn et al.	D574,131 S *	8/2008	Banik et al. ....	D2/956
D567,491 S	4/2008	Belley et al.	D586,990 S	2/2009	Banik et al.	
D569,592 S	5/2008	Banik et al.	D586,993 S	2/2009	Banik et al.	
D572,447 S	7/2008	Schoenborn et al.	D592,389 S	5/2009	St-Louis et al.	
			D593,739 S	6/2009	St-Louis et al.	

\* cited by examiner

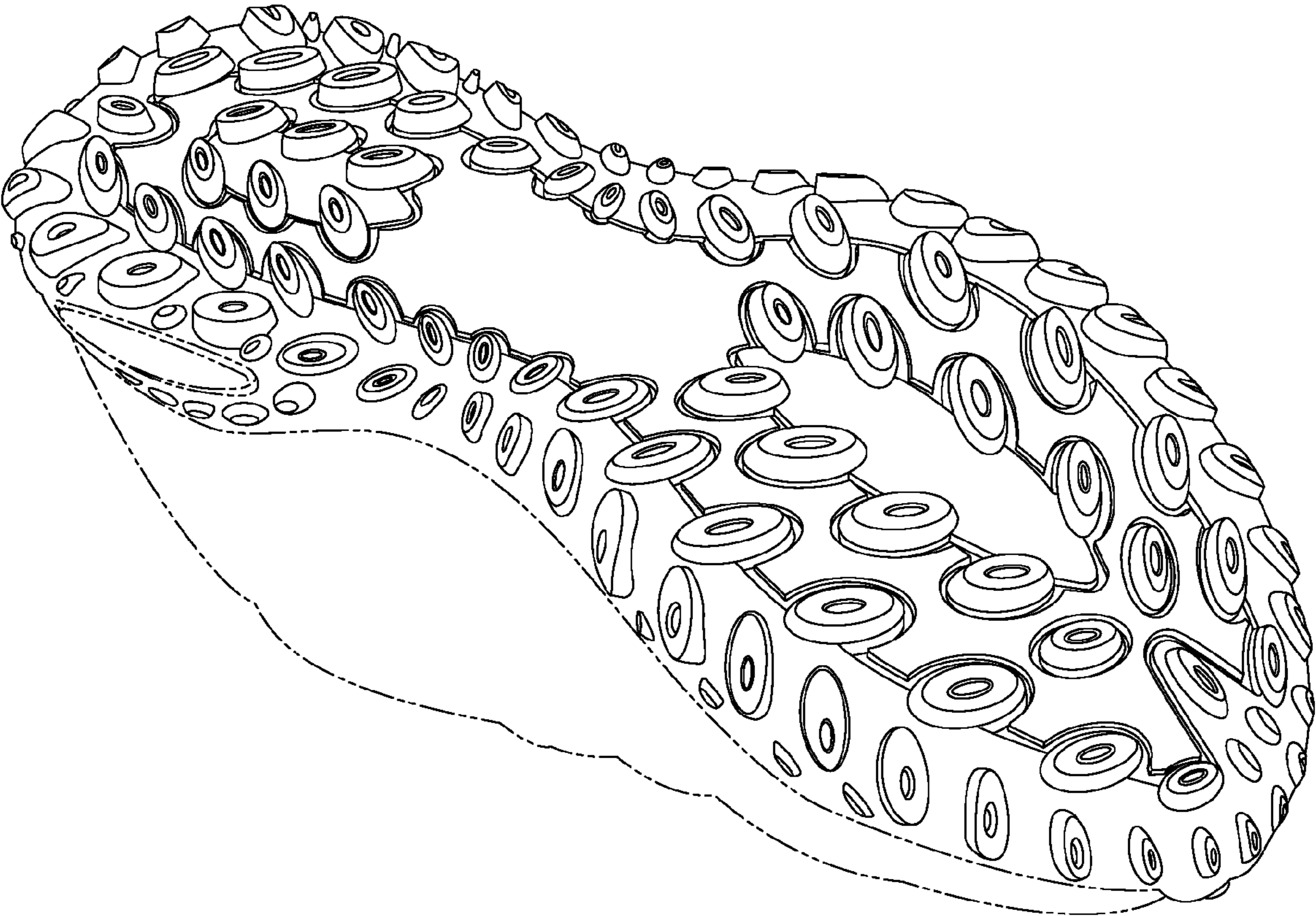


Fig. 1



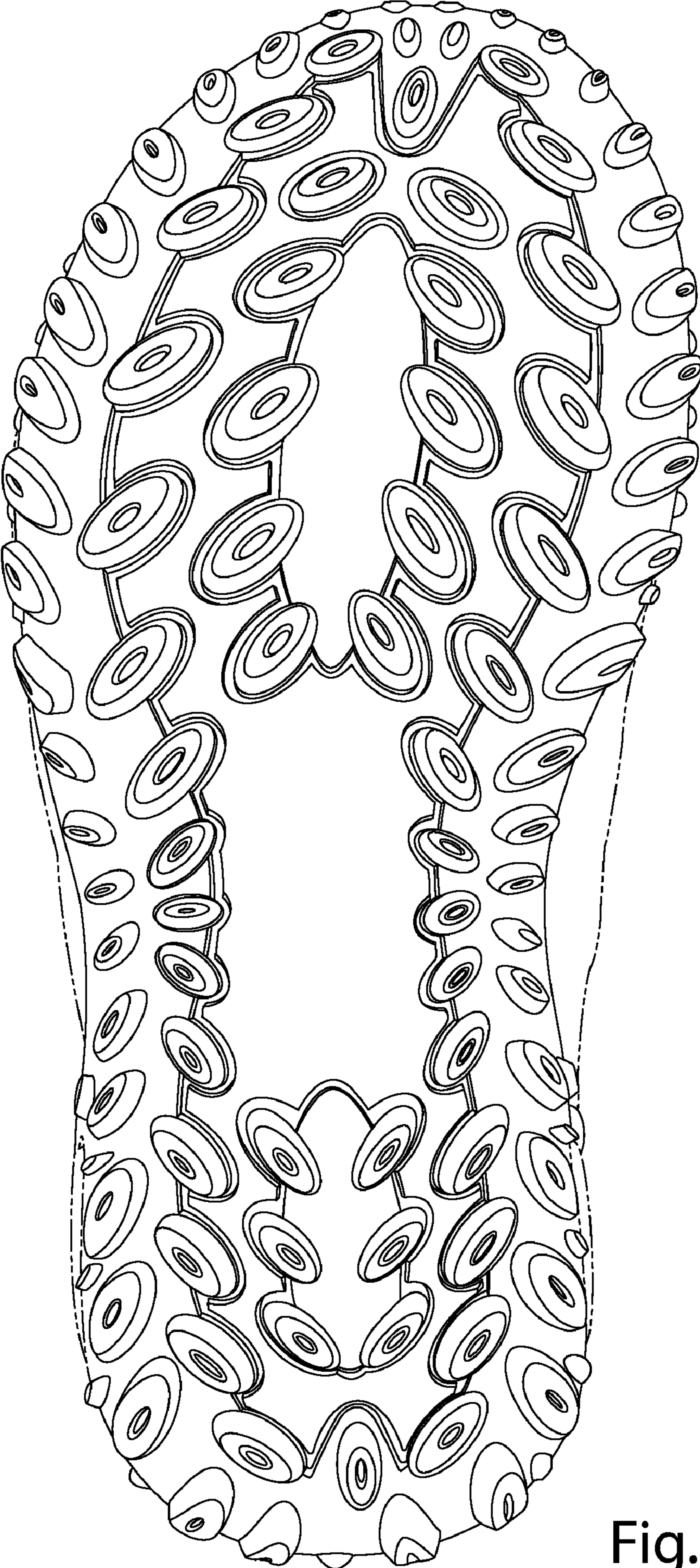


Fig. 2



Fig. 3



Fig. 4

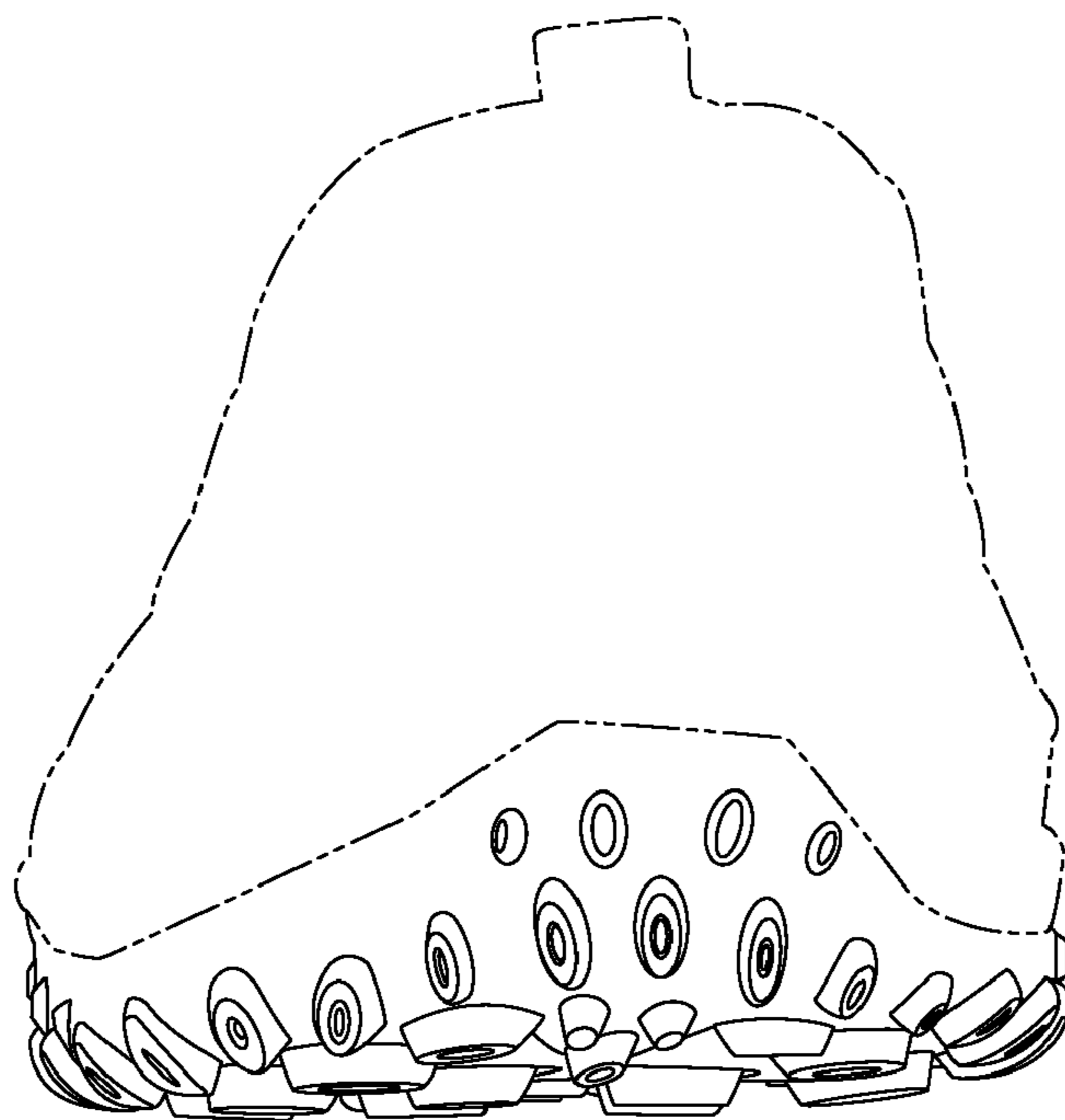


Fig. 5

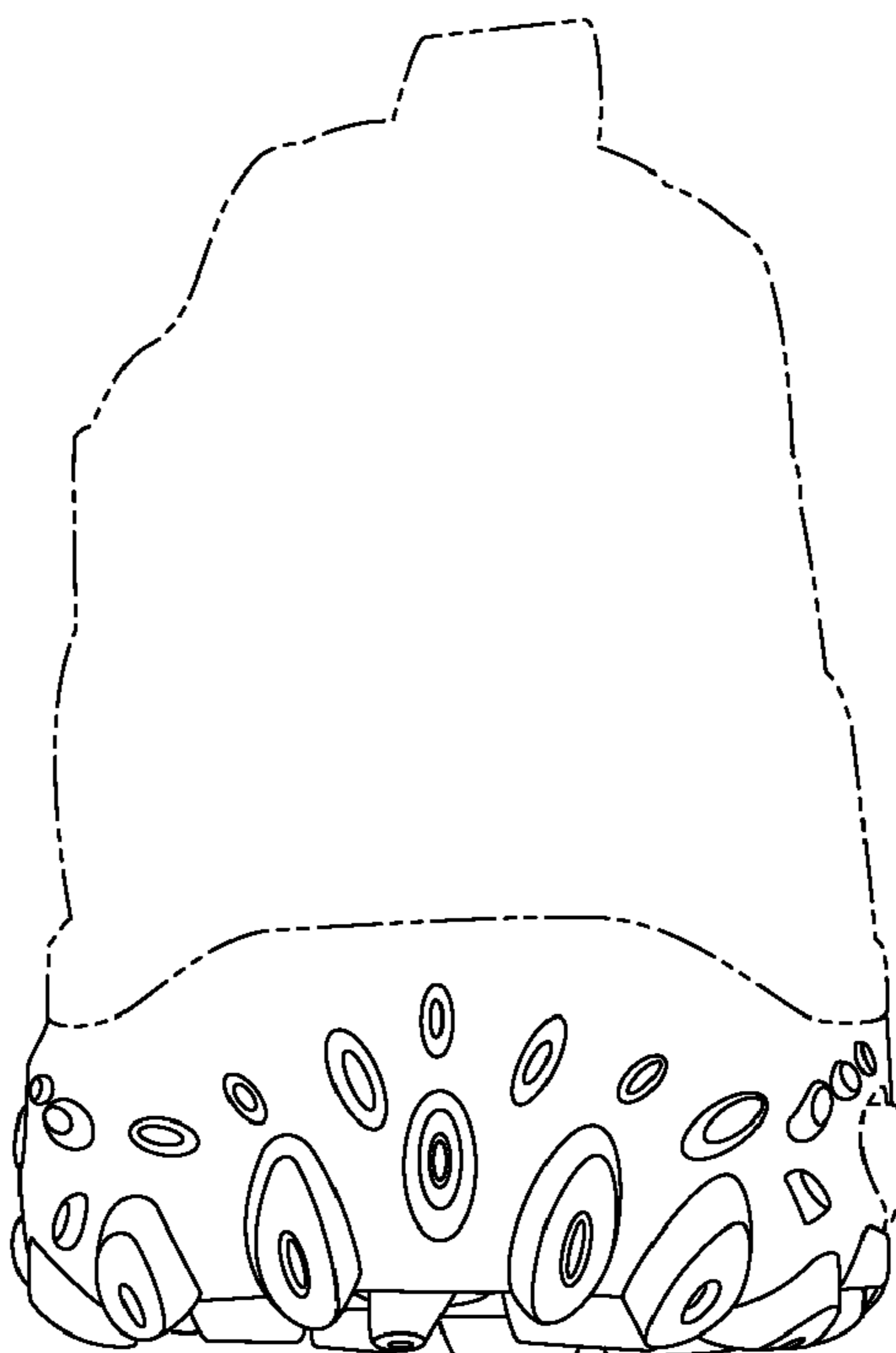


Fig. 6