



US00D609894S

(12) **United States Design Patent**
Andersen et al.

(10) **Patent No.:** **US D609,894 S**
(45) **Date of Patent:** **** Feb. 16, 2010**

(54) **FOOTWEAR SOLE**

(75) Inventors: **Deborah H. Andersen**, Prevost (CA);
Martin W. F. Dean, St. Albans (GB);
Grant A. Urie, Shelburne, VT (US)

(73) Assignee: **Wolverine World Wide, Inc.**, Rockford,
MI (US)

(**) Term: **14 Years**

(21) Appl. No.: **29/336,655**

(22) Filed: **May 7, 2009**

(51) **LOC (9) Cl.** **02-04**

(52) **U.S. Cl.** **D2/956; D2/951; D2/953;**
D2/954; D2/960

(58) **Field of Classification Search** D2/947,
D2/951, 952, 953, 954, 955, 956, 957, 959,
D2/960; 36/3 B, 22 R, 24.5, 25 R, 67 A,
36/59 C, 103

See application file for complete search history.

(56) **References Cited**

U.S. PATENT DOCUMENTS

D52,217 S *	7/1918	Haynes	D2/951
1,541,234 A *	6/1925	McKnight et al.	36/59 C
D407,891 S *	4/1999	Edwards	D2/957
D409,826 S *	5/1999	Turner et al.	D2/955
D429,062 S *	8/2000	Santa	D2/954
D441,945 S *	5/2001	Della Valle	D2/956
D443,975 S *	6/2001	Della Valle	D2/956
D463,097 S	9/2002	Matis et al.	
6,789,332 B1 *	9/2004	Scholz	36/27
D502,595 S	3/2005	Sonnergren	
D503,029 S	3/2005	Sonnergren	
D504,758 S	5/2005	Sonnergren	
D508,308 S *	8/2005	Galway	D2/972
D508,764 S	8/2005	Sonnergren	
D509,048 S	9/2005	Sonnergren	
D509,344 S	9/2005	Sonnergren	
D515,291 S	2/2006	Sonnergren	
D522,724 S	6/2006	Urie et al.	

D529,265 S *	10/2006	Corbi Rico	D2/957
D530,491 S	10/2006	Sonnergren	
D530,893 S	10/2006	Sonnergren	
D545,533 S	7/2007	Belley et al.	
D546,034 S	7/2007	Matis et al.	
D547,036 S	7/2007	Schoenborn et al.	
D547,037 S	7/2007	Nakano	
D549,937 S	9/2007	Matis et al.	
D549,938 S	9/2007	Belley et al.	
D549,939 S	9/2007	Schoenborn et al.	
D550,440 S	9/2007	Matis et al.	
D551,435 S	9/2007	Belley et al.	
D554,336 S	11/2007	Schoenborn et al.	
D554,338 S	11/2007	Matis et al.	
D557,883 S *	12/2007	McClaskie	D2/952
D561,436 S	2/2008	St. Louis	

(Continued)

Primary Examiner—Celia A Murphy

(74) *Attorney, Agent, or Firm*—Warner Norcross & Judd LLP

(57) **CLAIM**

The ornamental design for footwear sole, as shown and described.

DESCRIPTION

FIG. 1 is a perspective view of the footwear sole embodying the new design;

FIG. 2 is a bottom view thereof;

FIG. 3 is a right side view thereof;

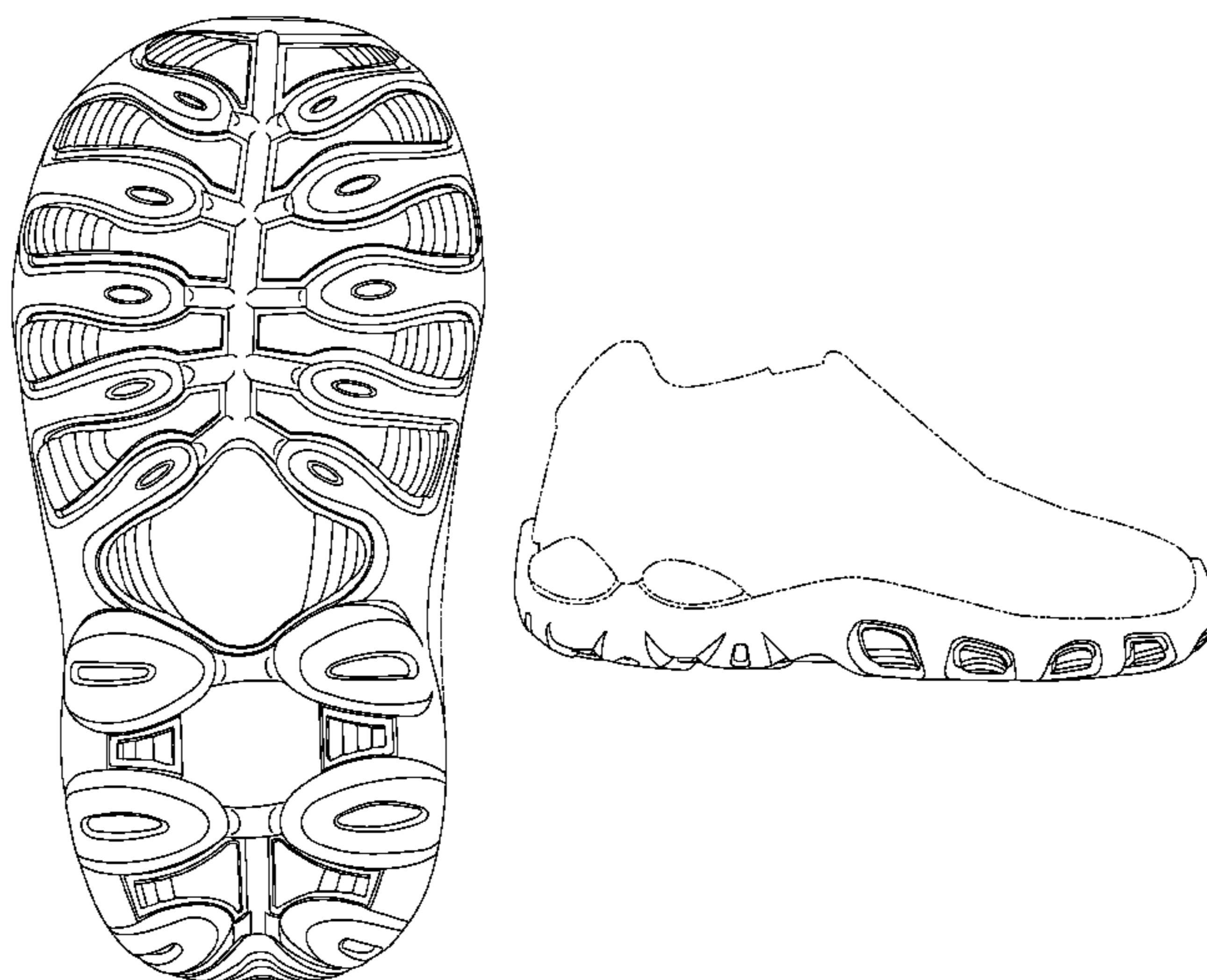
FIG. 4 is a left side view thereof;

FIG. 5 is a front view thereof; and,

FIG. 6 is a rear view thereof.

FIGS. 1–6 show features of an article of footwear in phantom lines. These features are shown for environmental purposes and do not form any part of the claimed design. Further, the phantom lines immediately adjacent the solid-line portions of the design form the boundary of the design, with the phantom lines forming no part of the claimed design.

1 Claim, 4 Drawing Sheets



US D609,894 S

Page 2

U.S. PATENT DOCUMENTS

D561,437 S	2/2008	Evans et al.	D567,491 S	4/2008	Belley et al.
D563,085 S	3/2008	Matis	D569,592 S	5/2008	Banik et al.
D563,636 S	3/2008	Matis et al.	D572,447 S	7/2008	Schoenborn et al.
D564,738 S	3/2008	Belley et al.	D574,131 S *	8/2008	Banik et al. D2/956
D564,739 S	3/2008	Belley et al.	D586,990 S	2/2009	Banik et al.
D566,935 S	4/2008	Matis et al.	D586,993 S	2/2009	Banik et al.
D566,936 S	4/2008	Schoenborn et al.	D592,389 S	5/2009	St-Louis et al.
			D593,739 S	6/2009	St-Louis et al.

* cited by examiner

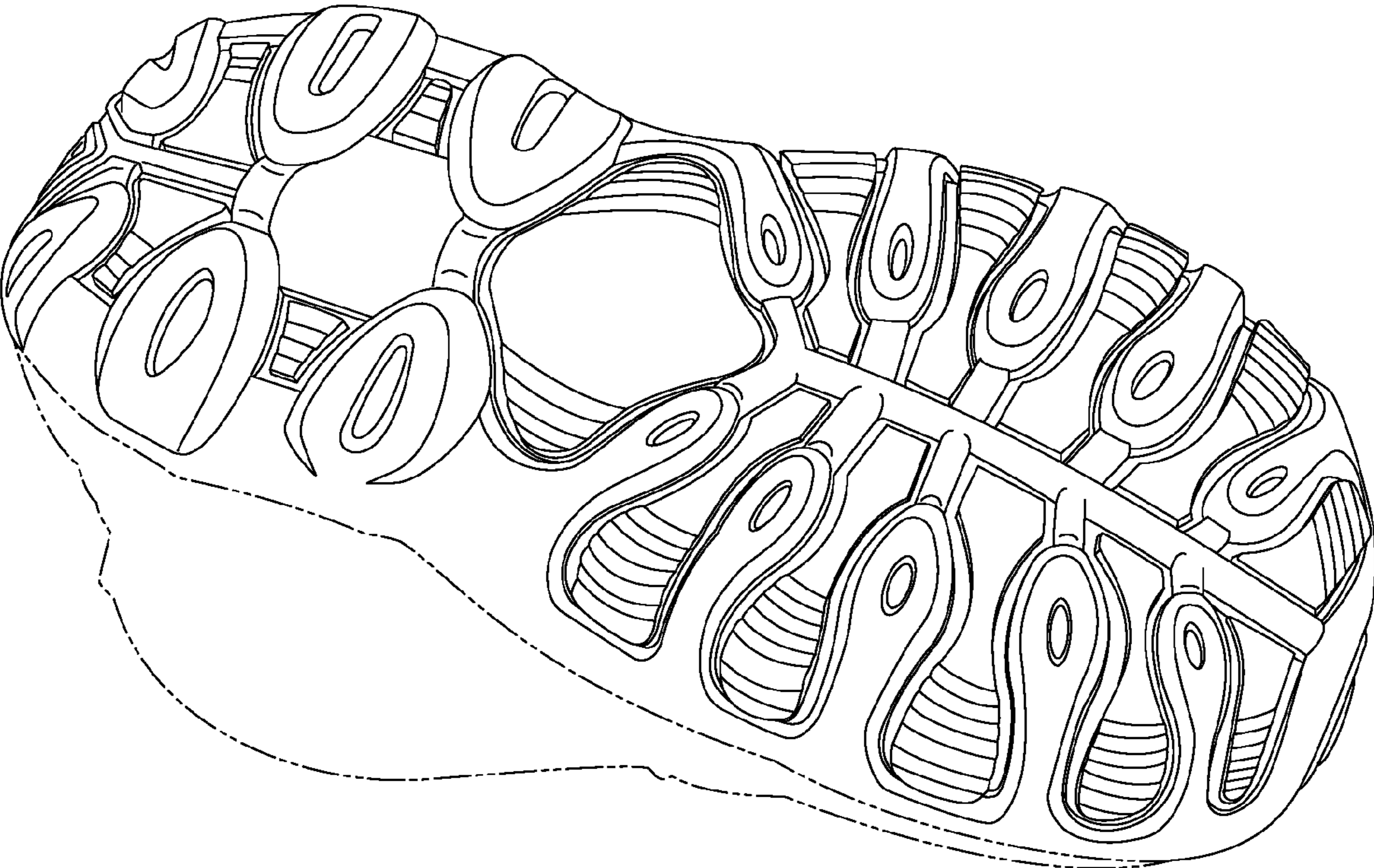


Fig. 1

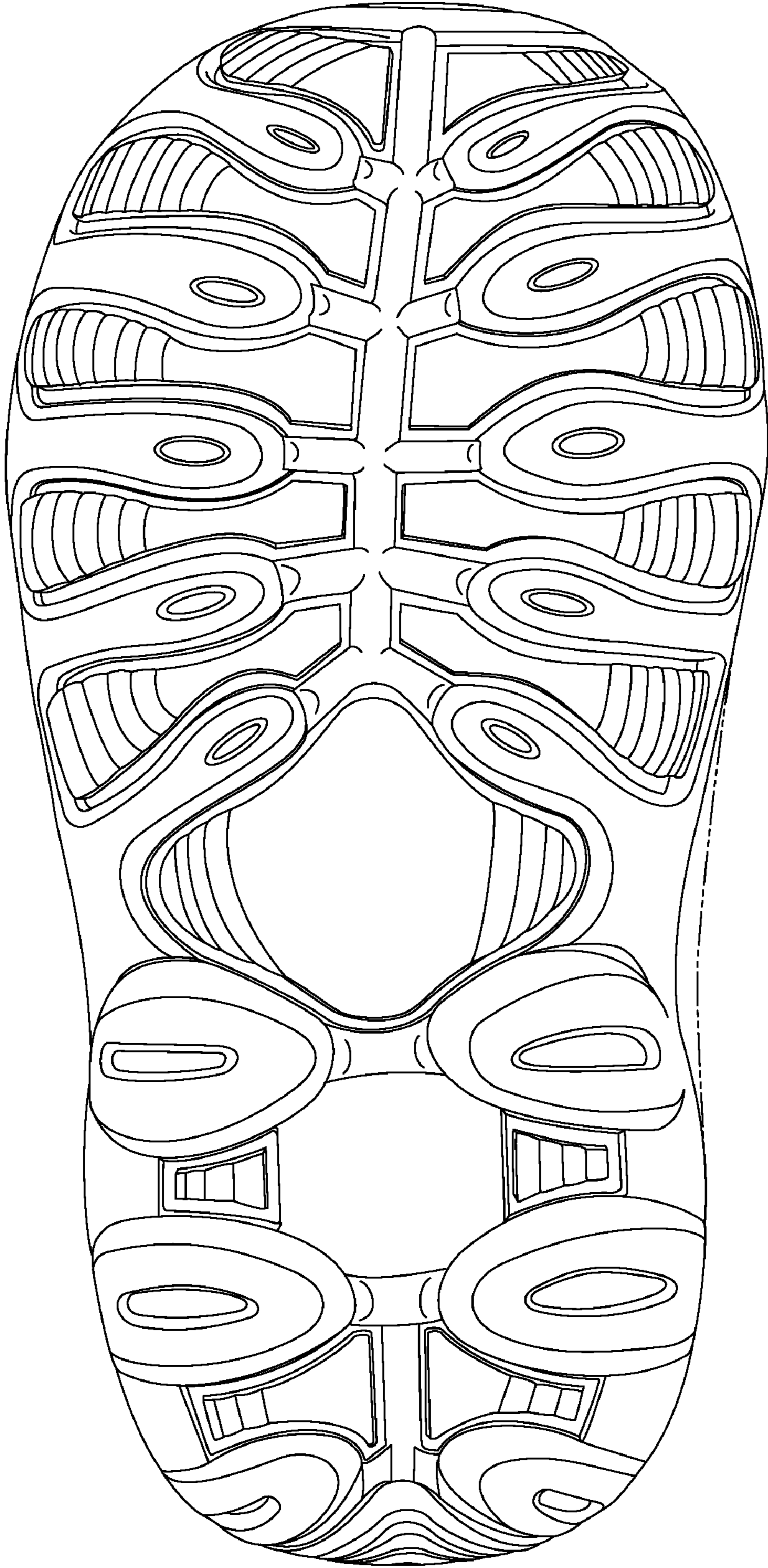


Fig. 2




Fig. 3




Fig. 4



Fig. 5

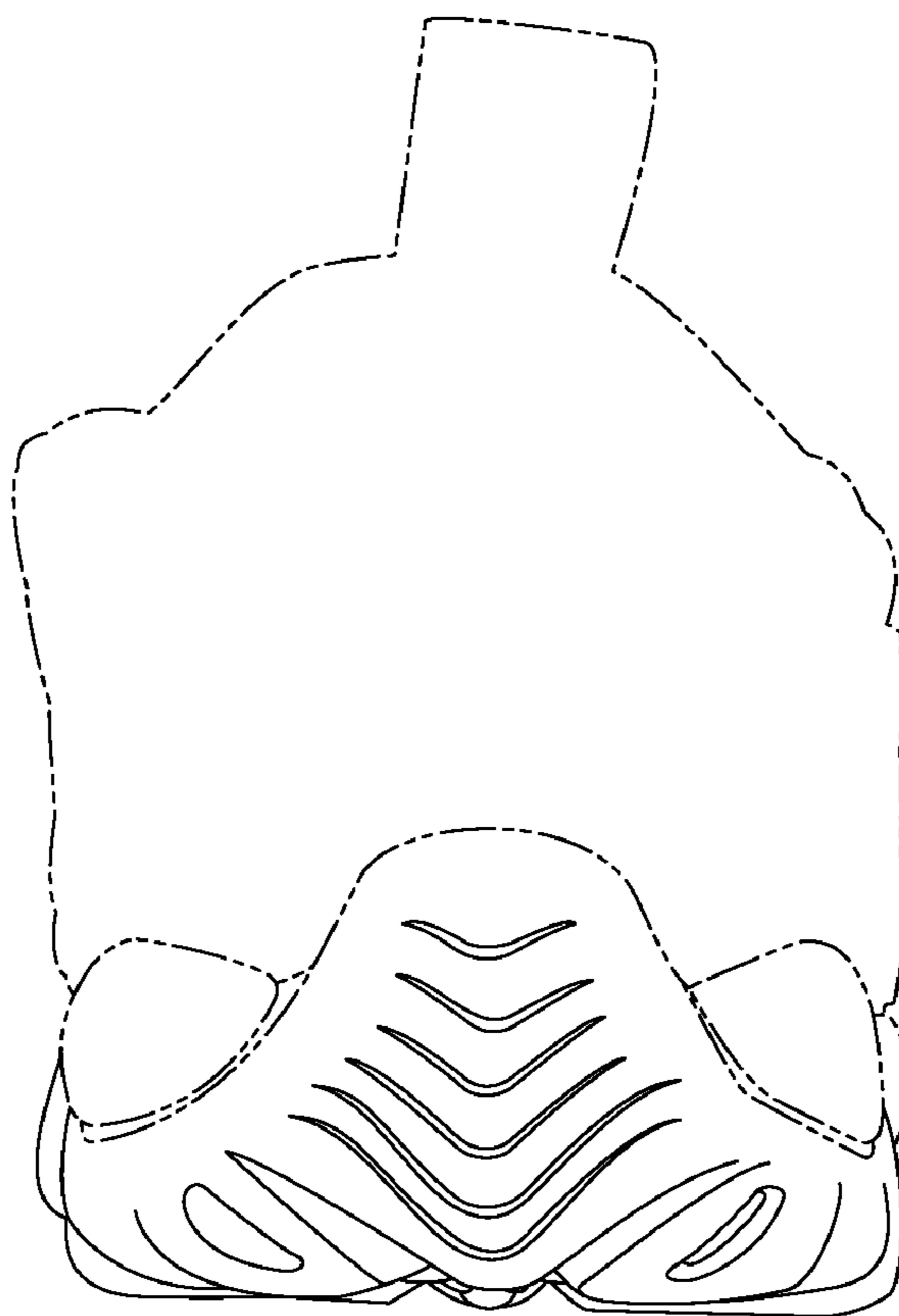


Fig. 6