



US00D609889S

(12) **United States Design Patent**
McClaskie

(10) **Patent No.:** **US D609,889 S**

(45) **Date of Patent:** **** Feb. 16, 2010**

(54) **SHOE**

(75) **Inventor:** **Thomas E. McClaskie**, Bethlehem, PA
(US)

(73) **Assignee:** **Columbia Insurance Company**,
Omaha, NE (US)

(**) **Term:** **14 Years**

(21) **Appl. No.:** **29/337,078**

(22) **Filed:** **May 14, 2009**

(51) **LOC (9) Cl.** **02-04**

(52) **U.S. Cl.** **D2/952; D2/951; D2/953**

(58) **Field of Classification Search** D2/947,
D2/951, 952, 953, 957, 959, 960; 36/3 B,
36/22 R, 24.5, 25 R, 67 A, 59 C, 103
See application file for complete search history.

(56) **References Cited**

U.S. PATENT DOCUMENTS

D44,134 S *	6/1913	Reis	D5/66
D87,994 S *	10/1932	George	D5/16
D96,346 S *	7/1935	Sutton	D5/24
2,451,913 A *	10/1948	Brice	428/67
5,232,764 A *	8/1993	Oshima	428/173
D405,242 S *	2/1999	Gillespie	D2/900
D513,840 S	1/2006	Urie et al.		
D531,393 S	11/2006	McClaskie		
D531,787 S	11/2006	McClaskie		
D540,515 S *	4/2007	McClaskie	D2/952
D542,015 S	5/2007	McClaskie		
D548,434 S	8/2007	McClaskie		
D553,832 S	10/2007	McClaskie		
D559,507 S	1/2008	McClaskie		
D564,189 S *	3/2008	Fojtu	D2/948

D568,034 S	5/2008	Horton et al.		
D569,083 S *	5/2008	McClaskie	D2/952
D583,139 S *	12/2008	McClaskie	D2/953
D585,634 S *	2/2009	McClaskie	D2/952
D586,091 S *	2/2009	Koh	D2/952
D587,438 S *	3/2009	McClaskie	D2/952
D590,141 S *	4/2009	McClaskie	D2/952
D591,941 S *	5/2009	McClaskie	D2/952
D599,090 S *	9/2009	McClaskie	D2/952

* cited by examiner

Primary Examiner—Celia A Murphy

(74) *Attorney, Agent, or Firm*—St. Onge Steward Johnston & Reens LLC

(57) **CLAIM**

The ornamental design for a shoe, as shown and described.

DESCRIPTION

FIG. 1 is a bottom perspective view of a shoe in accordance with my new design;

FIG. 2 is a top view thereof;

FIG. 3 is a bottom view thereof;

FIG. 4 is a left side view thereof;

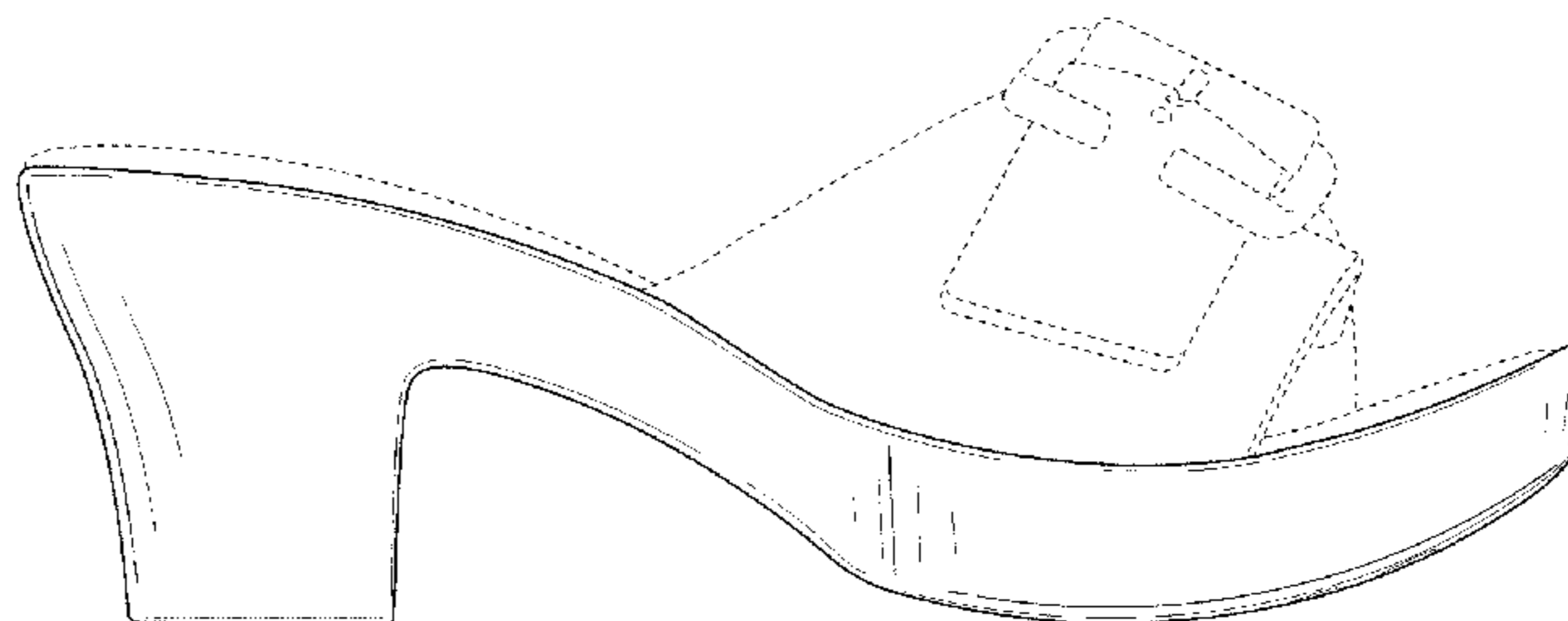
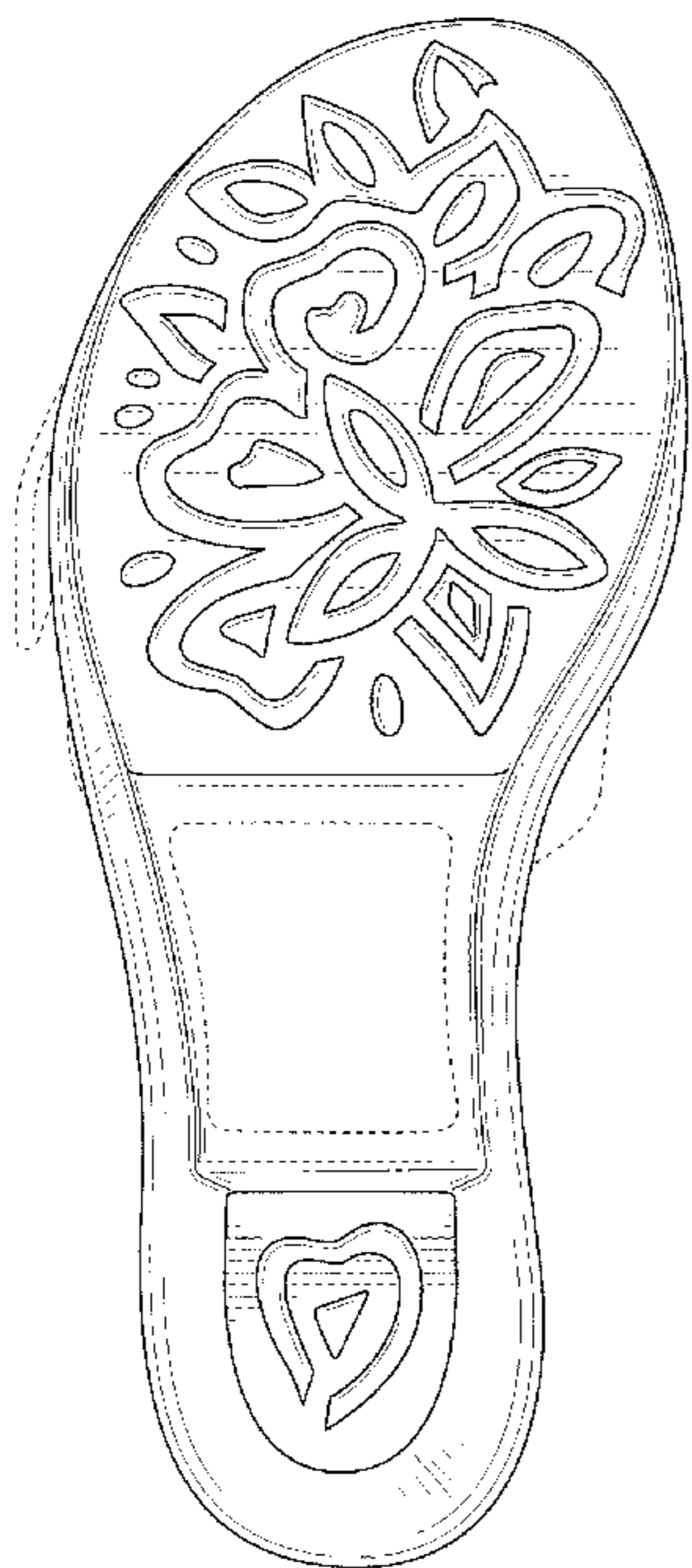
FIG. 5 is a right side view thereof;

FIG. 6 is a front view thereof; and,

FIG. 7 is a rear view thereof.

The shoe upper shown in broken lines in FIGS. 1–7 is for environmental purposes only and forms no part of the claimed design. The broken lines shown in each arch area of FIGS. 1 and 3 represent boundaries of the design with the lines themselves and the areas within them forming no part of the claim.

1 Claim, 6 Drawing Sheets






FIG. 1

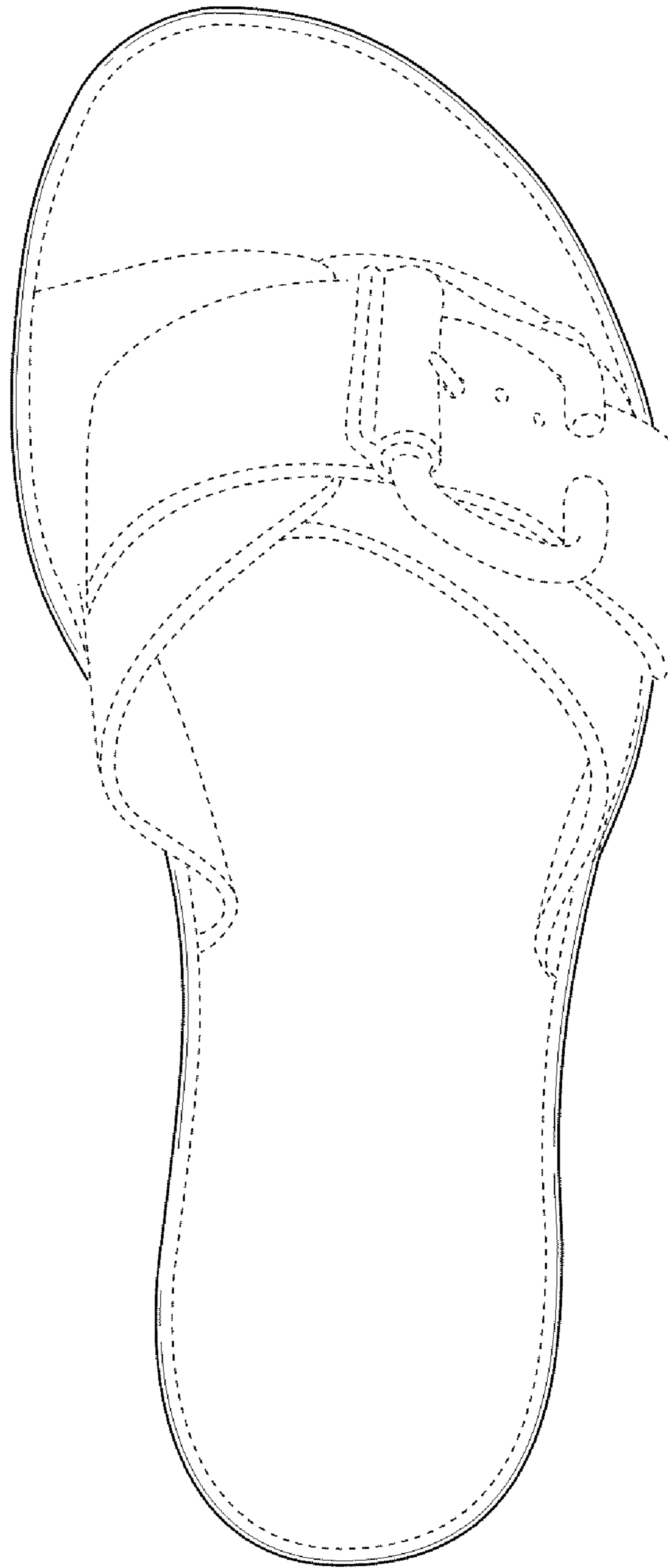


FIG. 2

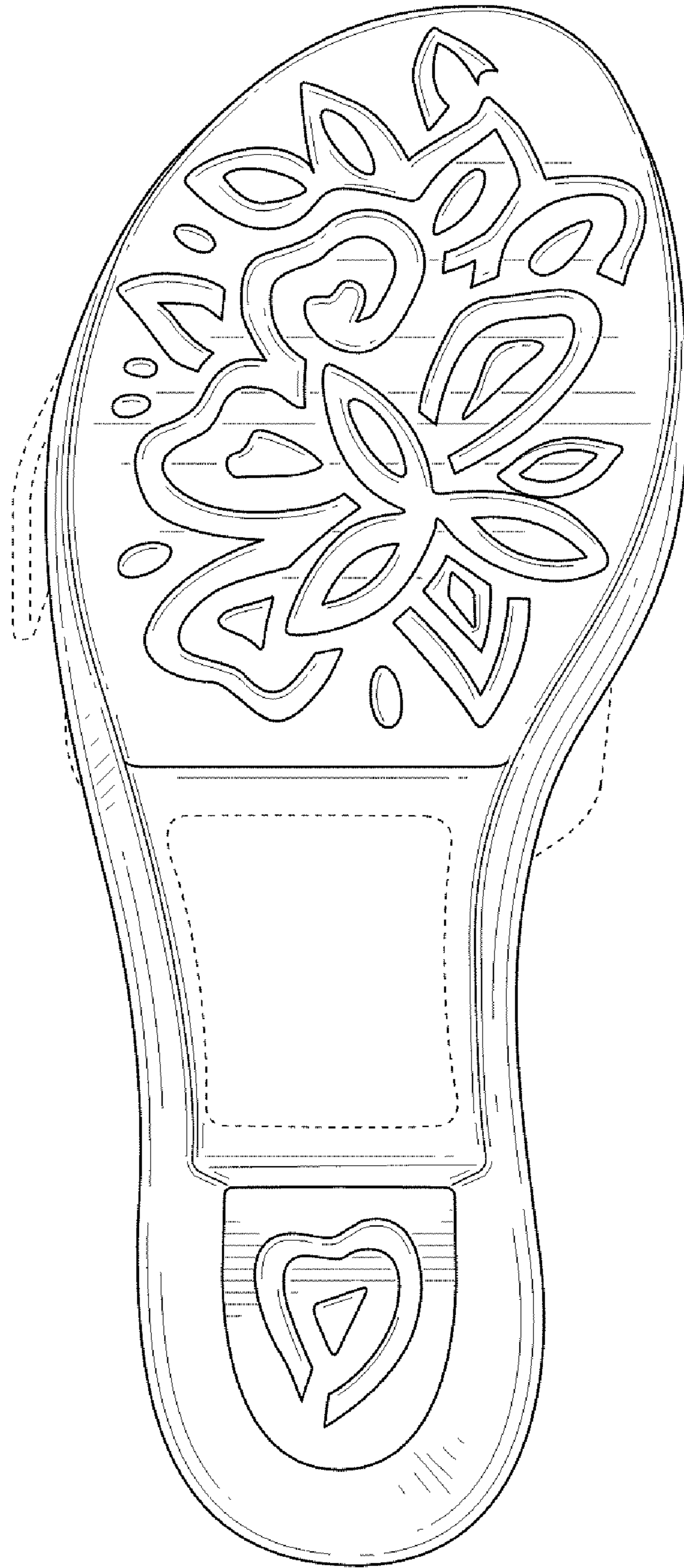


FIG. 3

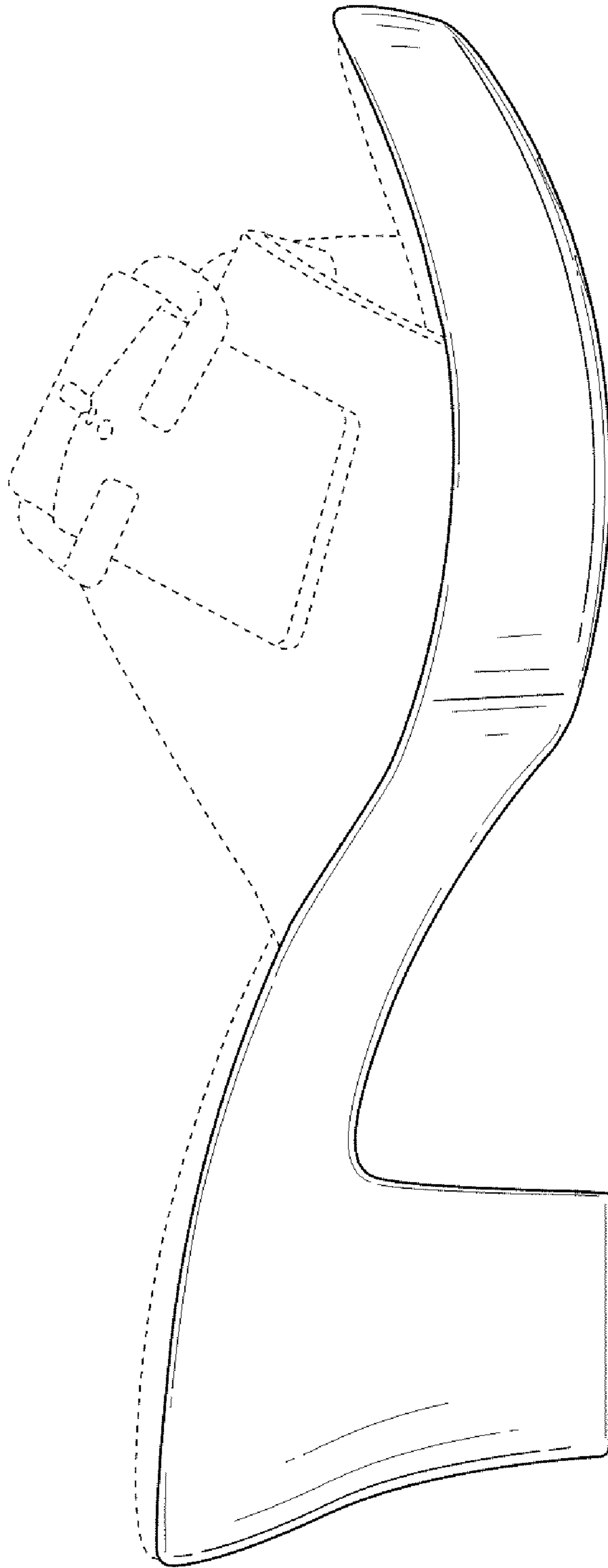


FIG. 4

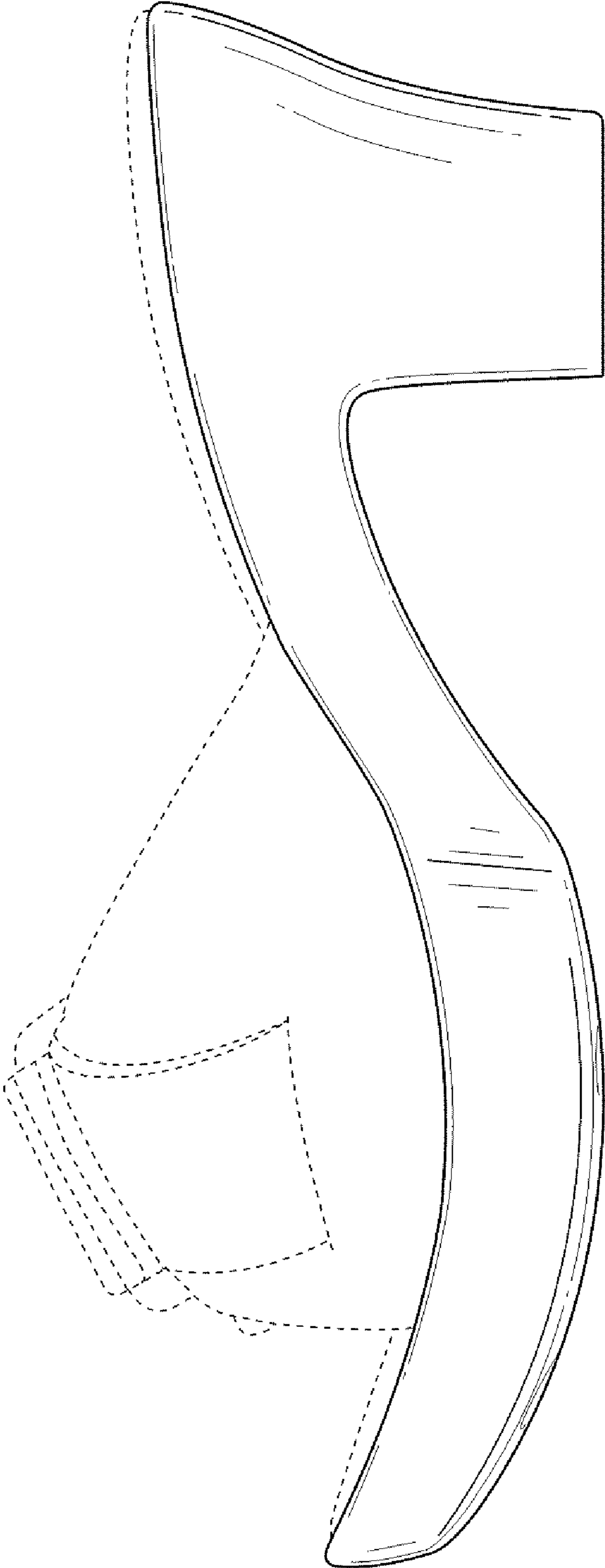


FIG. 5

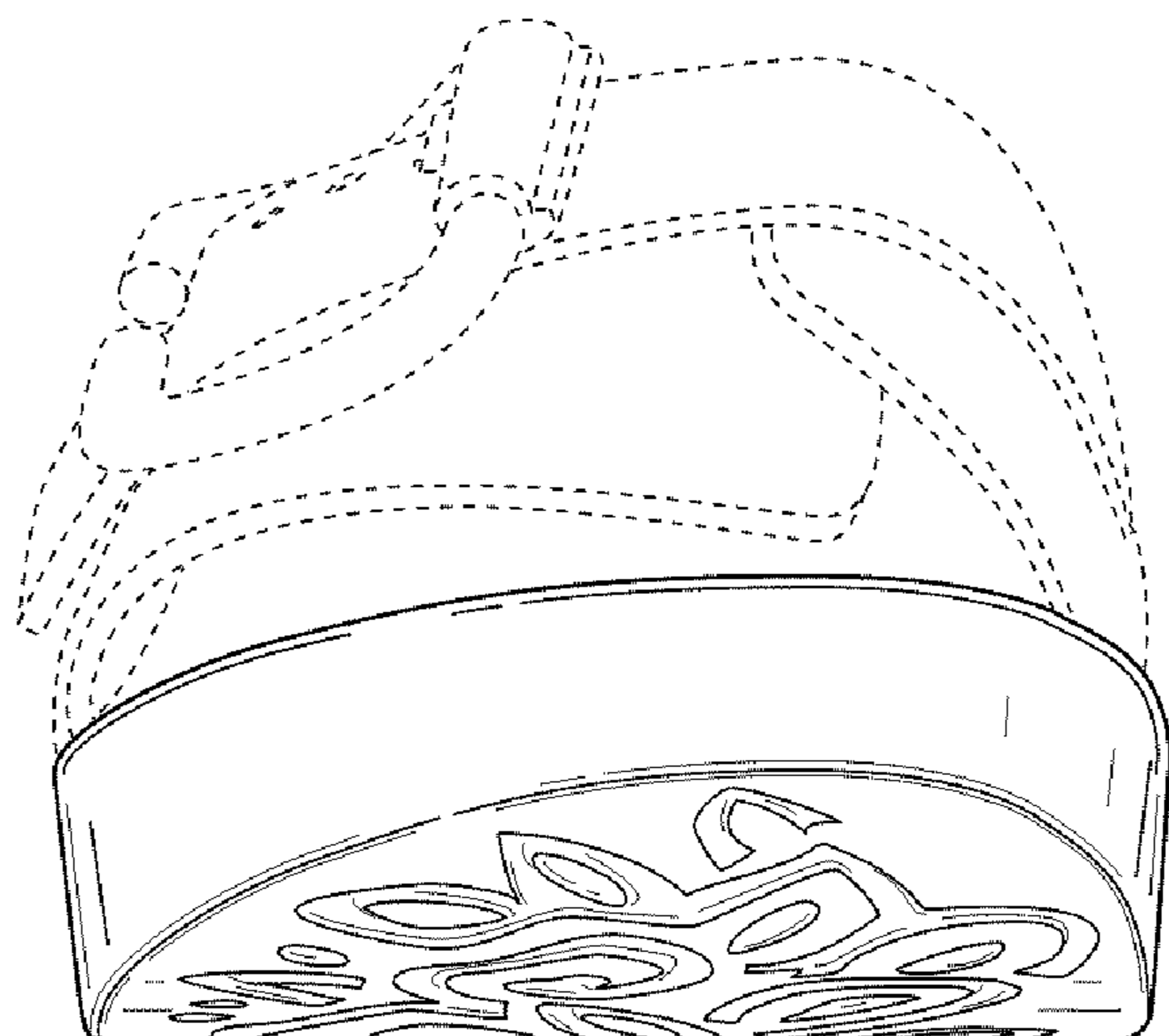


FIG. 6

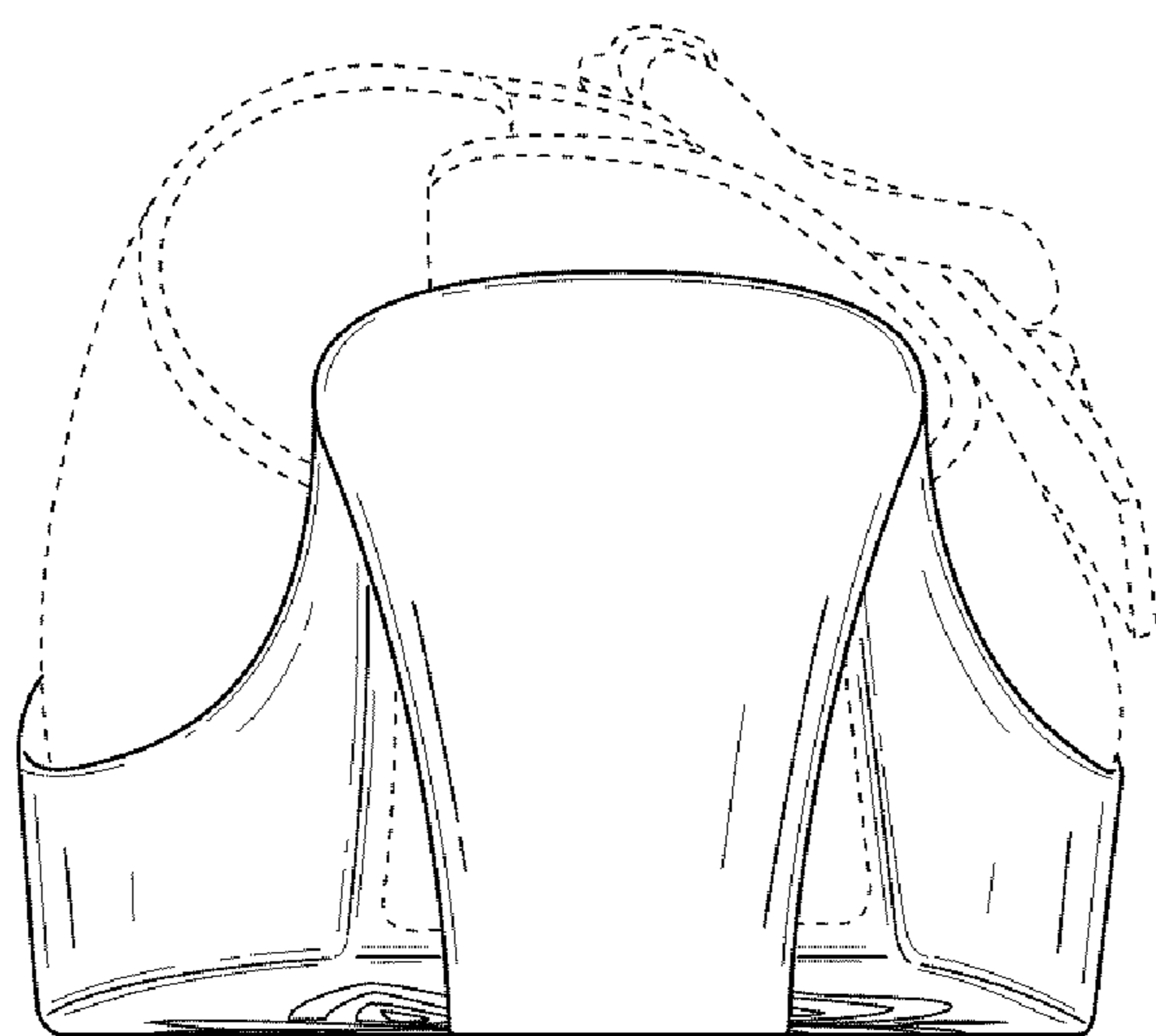


FIG. 7