



US00D609878S

(12) **United States Design Patent**
Tham et al.

(10) **Patent No.:** **US D609,878 S**
(45) **Date of Patent:** **** Feb. 16, 2010**

(54) **CURVED CRACKER**

D311,625 S 10/1990 Starck
(Continued)

(75) Inventors: **Kenchu A. Tham**, Sparta, NJ (US);
Edward Kevin McHugh, Oakland, NJ
(US); **Steven Peter Zubanas**, Verona, NJ
(US); **Zena A. Forte**, Blirstown, NJ
(US); **Randy Blandine**, Ringwood, NJ
(US)

FOREIGN PATENT DOCUMENTS
JP 56-08206 7/1981
(Continued)

(73) Assignee: **Kraft Foods Holdings, Inc.**, Northfield,
IL (US)

OTHER PUBLICATIONS

“It’s Official: The End is Near.” Homegrown Evolution. May 21,
2007. Web. Retrieved Oct. 5, 2009. <<http://homegrownrevolution.com>>. “Cheese doodles” shown in article photograph.*

(**) Term: **14 Years**

(Continued)

(21) Appl. No.: **29/304,152**

Primary Examiner—Cathron C Brooks

Assistant Examiner—Barbara Fox

(22) Filed: **Feb. 26, 2008**

(74) *Attorney, Agent, or Firm*—Greenblum & Bernstein,
P.L.C.

(51) **LOC (9) Cl.** **01-01**

(57) **CLAIM**

(52) **U.S. Cl.** **D1/128**

(58) **Field of Classification Search** D1/100–199;
D28/8.2; D24/102; 426/89, 94–95, 100–104,
426/293, 302, 305–307, 383, 438–439, 512,
426/516–518, 808, 138, 144, 543, 549–550,
426/496; D21/484–505; D20/22, 23, 27,
D20/28; D32/40; D6/601
See application file for complete search history.

The ornamental design for a curved cracker, as shown and
described.

DESCRIPTION

(56) **References Cited**

U.S. PATENT DOCUMENTS

D16,849 S	8/1886	Stauffer	
D28,786 S	6/1898	Singley	
D94,707 S	2/1935	Penza	
2,045,421 A	6/1936	Tanzi	
D203,807 S	2/1966	Pellegrino	
3,886,291 A	5/1975	Willard	
4,247,567 A	1/1981	Momiyama	
D279,170 S *	6/1985	Witte D9/456
4,844,919 A	7/1989	Szwerc	
4,888,192 A	12/1989	Ramnarine	

FIG. 1 is a top perspective view of a curved cracker showing
our new design.

FIG. 2 is a rear elevational view of the curved cracker of FIG.
1.

FIG. 3 is a top plan view of the curved cracker of FIG. 1.

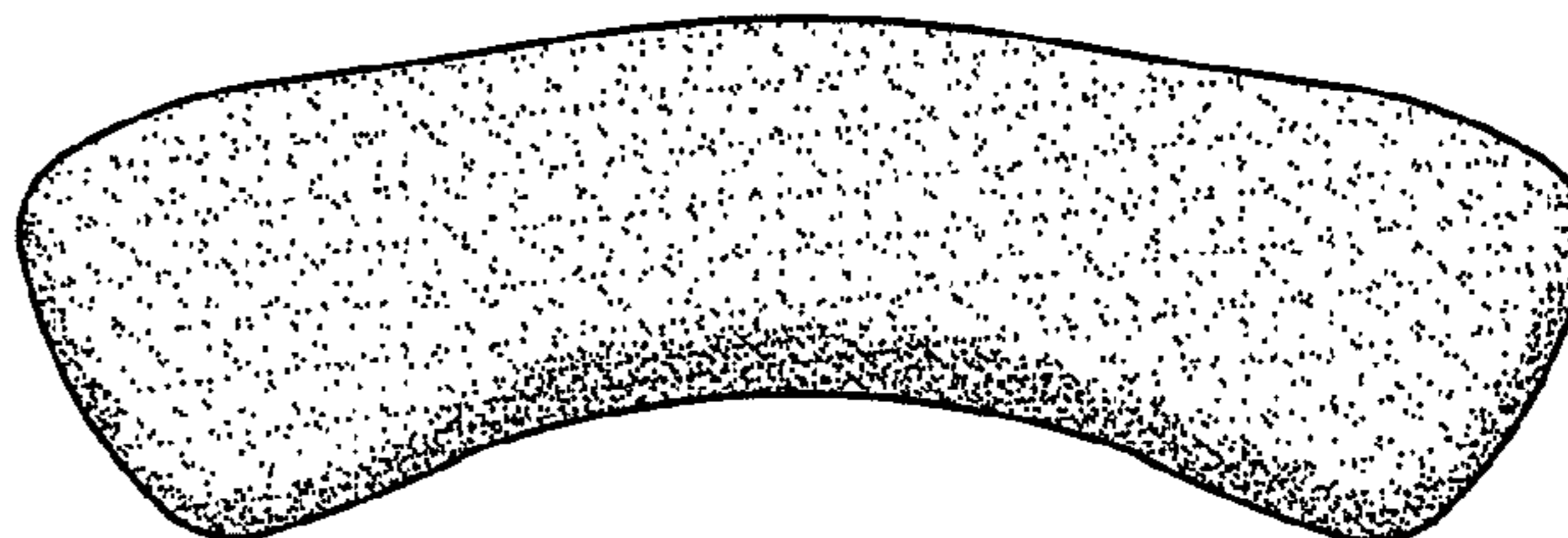
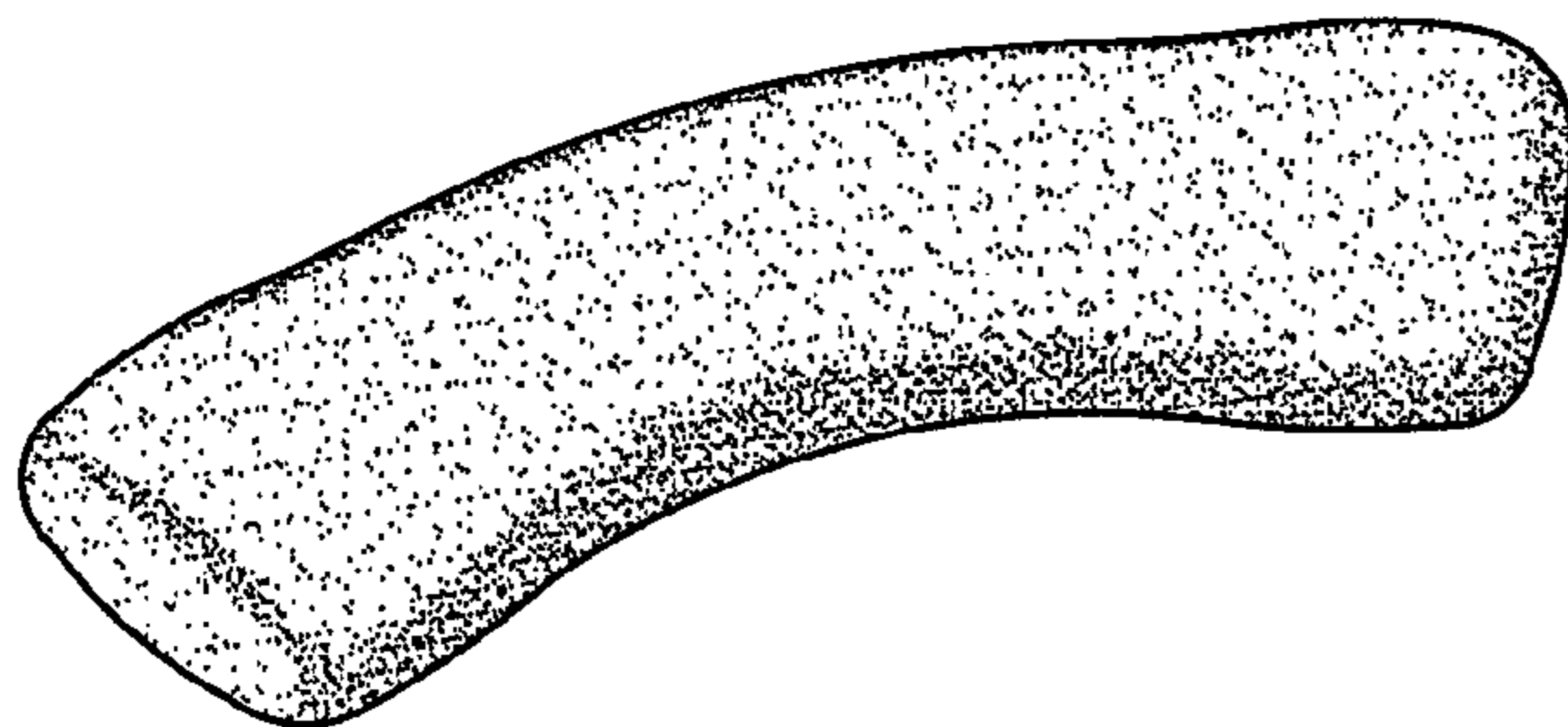
FIG. 4 is a bottom plan view of the curved cracker of FIG. 1.

FIG. 5 is a front elevational view of the curved cracker of FIG.
1.

FIG. 6 is a right end elevational view of the curved cracker of
FIG. 1; and,

FIG. 7 is a left end elevational view of the curved cracker of
FIG. 1.

1 Claim, 1 Drawing Sheet



US D609,878 S

Page 2

U.S. PATENT DOCUMENTS

D323,232 S 1/1992 Duffy
5,462,758 A 10/1995 Ventres et al.
D376,465 S 12/1996 Haro et al.
D392,435 S 3/1998 Mocking et al.
D410,851 S * 6/1999 Grabher D1/122
D474,873 S 5/2003 Frazee
D475,173 S 6/2003 Frazee
D483,978 S * 12/2003 Smith D6/601
D485,046 S * 1/2004 Hague D1/106
D485,661 S * 1/2004 Harris D1/122
D486,292 S * 2/2004 Ni et al. D1/199
D489,865 S * 5/2004 Pavan D1/124
D496,142 S * 9/2004 Jimenez et al. D1/125

D526,111 S * 8/2006 Rivero-Jimenez et al. D1/125
D593,277 S * 6/2009 Wylie D1/199
2002/0132029 A1 9/2002 Teras
2002/0172748 A1 11/2002 Zimmerman et al.
2006/0040020 A1 2/2006 Maric

FOREIGN PATENT DOCUMENTS

JP 58-149644 9/1983

OTHER PUBLICATIONS

English Language Abstract of JP 56082060, published Jul. 4, 1981.
English Language Abstract of JP 58149644, published Sep. 6, 1983.

* cited by examiner

FIG. 1

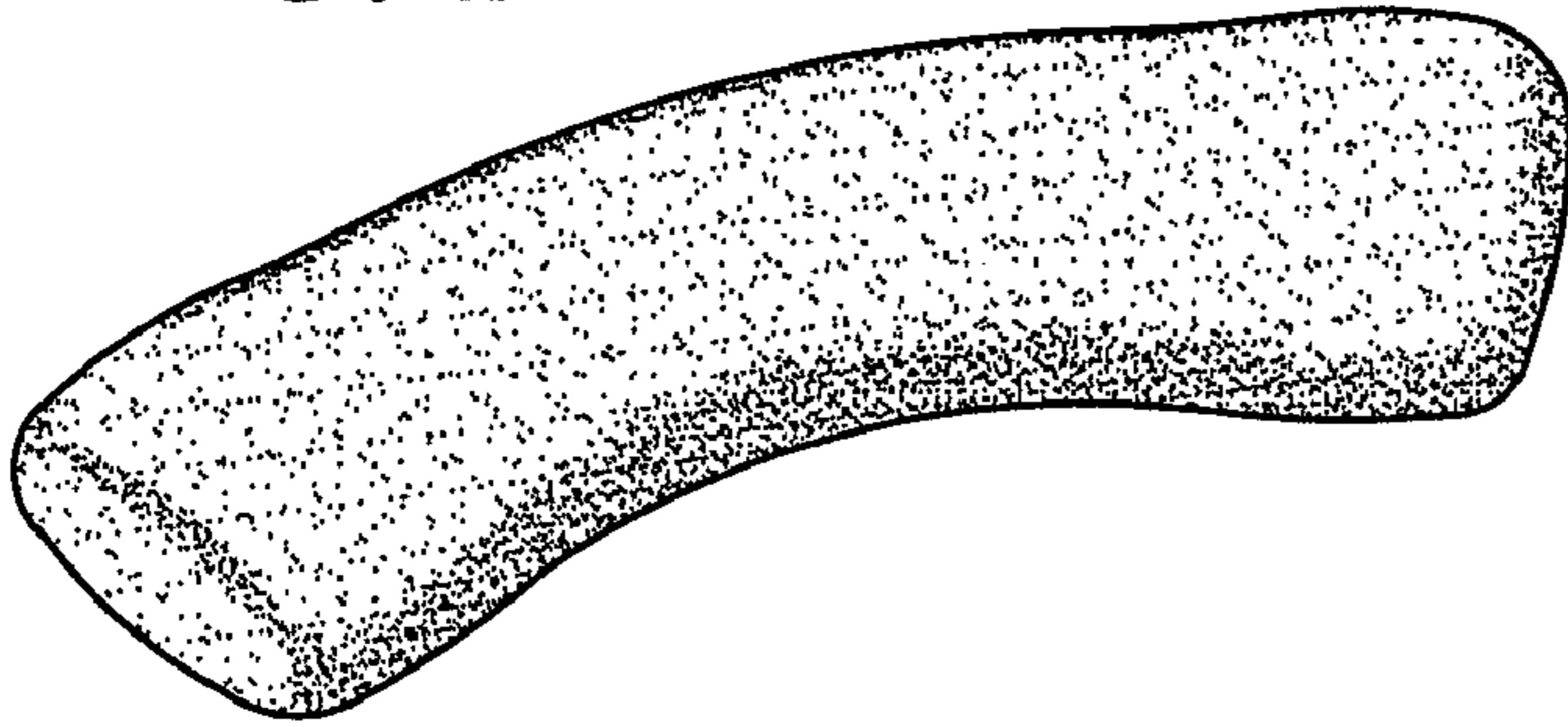


FIG. 2




FIG. 3

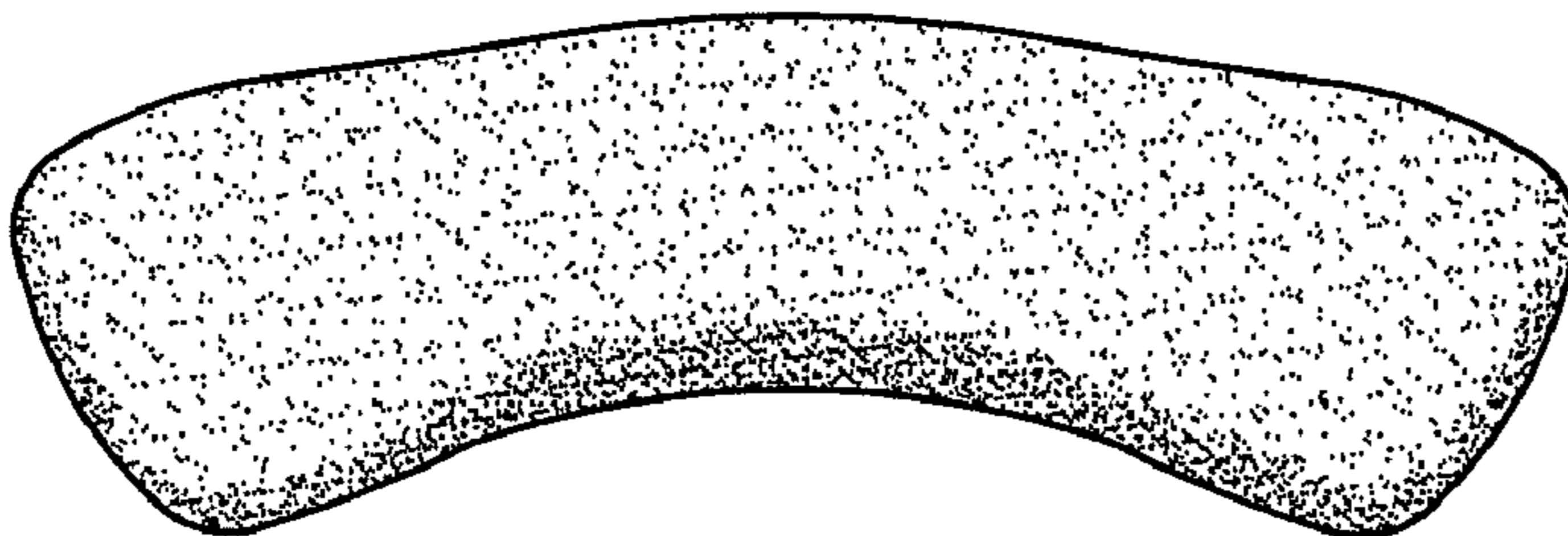


FIG. 4

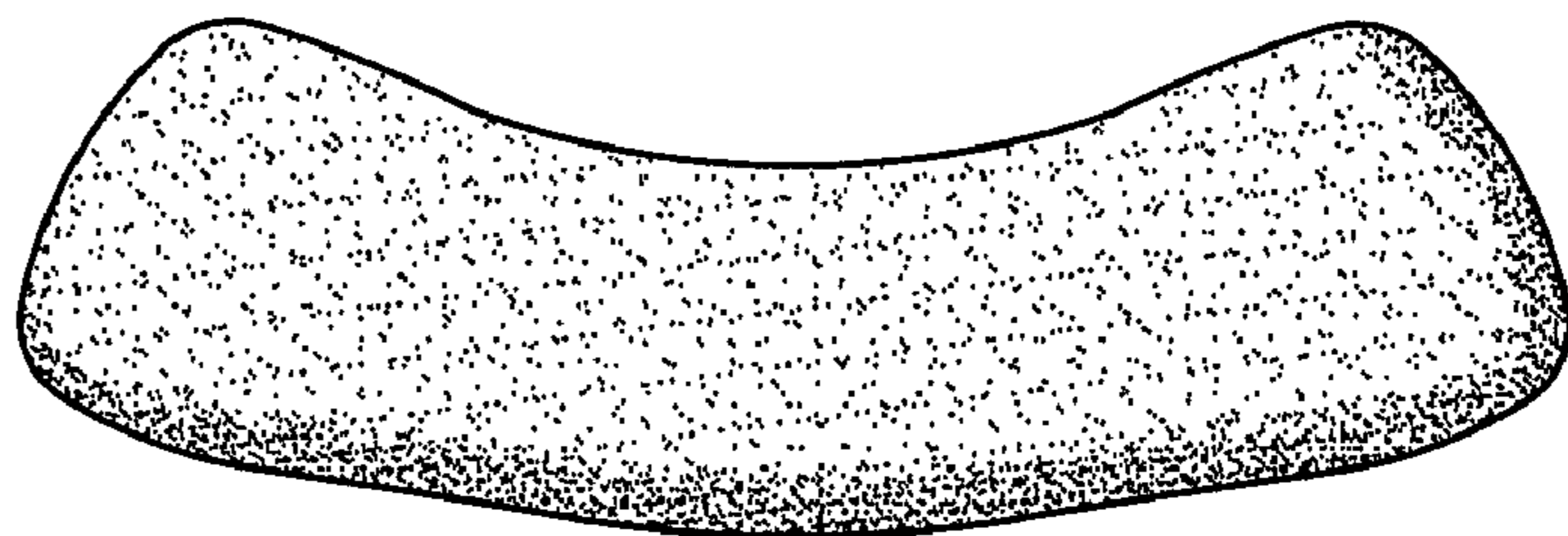


FIG. 5

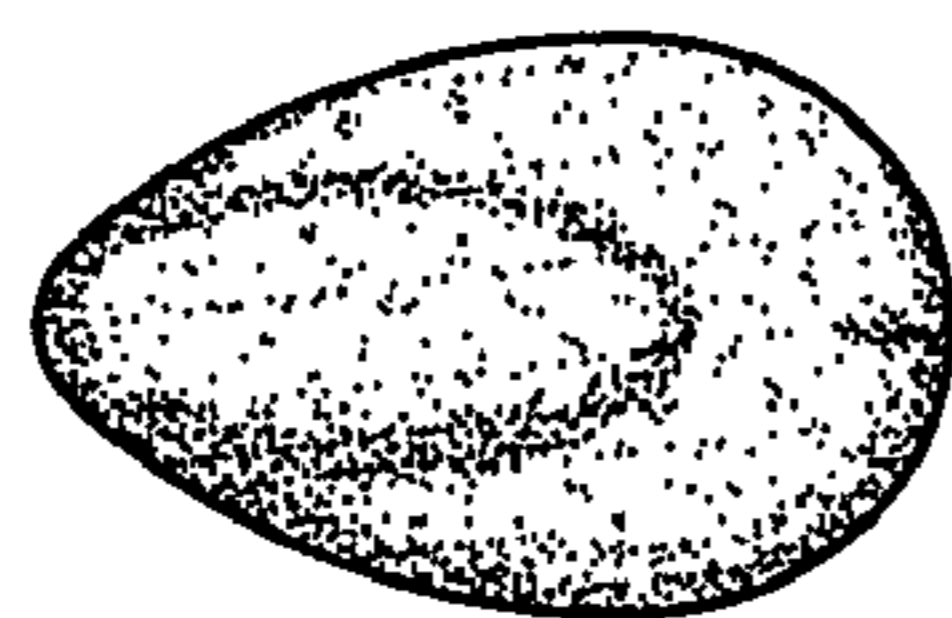


FIG. 6




FIG. 7