



US00D609874S

(12) **United States Design Patent**
Doty

(10) **Patent No.:** **US D609,874 S**

(45) **Date of Patent:** **** Feb. 9, 2010**

(54) **URN**

(76) **Inventor:** **Douglas H. Doty**, 8 S. Polestar Point,
Inverness, FL (US) 34453

(**) **Term:** **14 Years**

(21) **Appl. No.:** **29/310,346**

(22) **Filed:** **Aug. 11, 2008**

(51) **LOC (9) Cl.** **99-00**

(52) **U.S. Cl.** **D99/5**

(58) **Field of Classification Search** D99/1,
D99/5, 17; 27/1-17; 40/124.5; 52/103,
52/104; 340/539.11

See application file for complete search history.

(56) **References Cited**

U.S. PATENT DOCUMENTS

196,740	A *	11/1877	Bushway	52/38
D12,923	S *	5/1882	Sipes	D99/20
604,334	A *	5/1898	Myers	27/4
1,167,292	A *	1/1916	Graham	52/132
D62,815	S *	8/1923	Dwight	D99/17
D350,010	S *	8/1994	May et al.	D99/5
D351,270	S *	10/1994	Beardsley	D99/1
5,696,488	A *	12/1997	Assisi	340/539.11
6,105,288	A *	8/2000	Becker	40/124.5
D432,285	S *	10/2000	Baldwin et al.	D99/5

D433,209	S *	10/2000	Baldwin et al.	D99/5
D444,288	S *	6/2001	Robinson	D99/5
D540,505	S *	4/2007	Perreault	D99/5

* cited by examiner

Primary Examiner—Paula Greene

(74) *Attorney, Agent, or Firm*—Law Office of Steven R. Olsen, PLLC; Steven R. Olsen

(57) **CLAIM**

The ornamental design for an urn, as shown and described.

DESCRIPTION

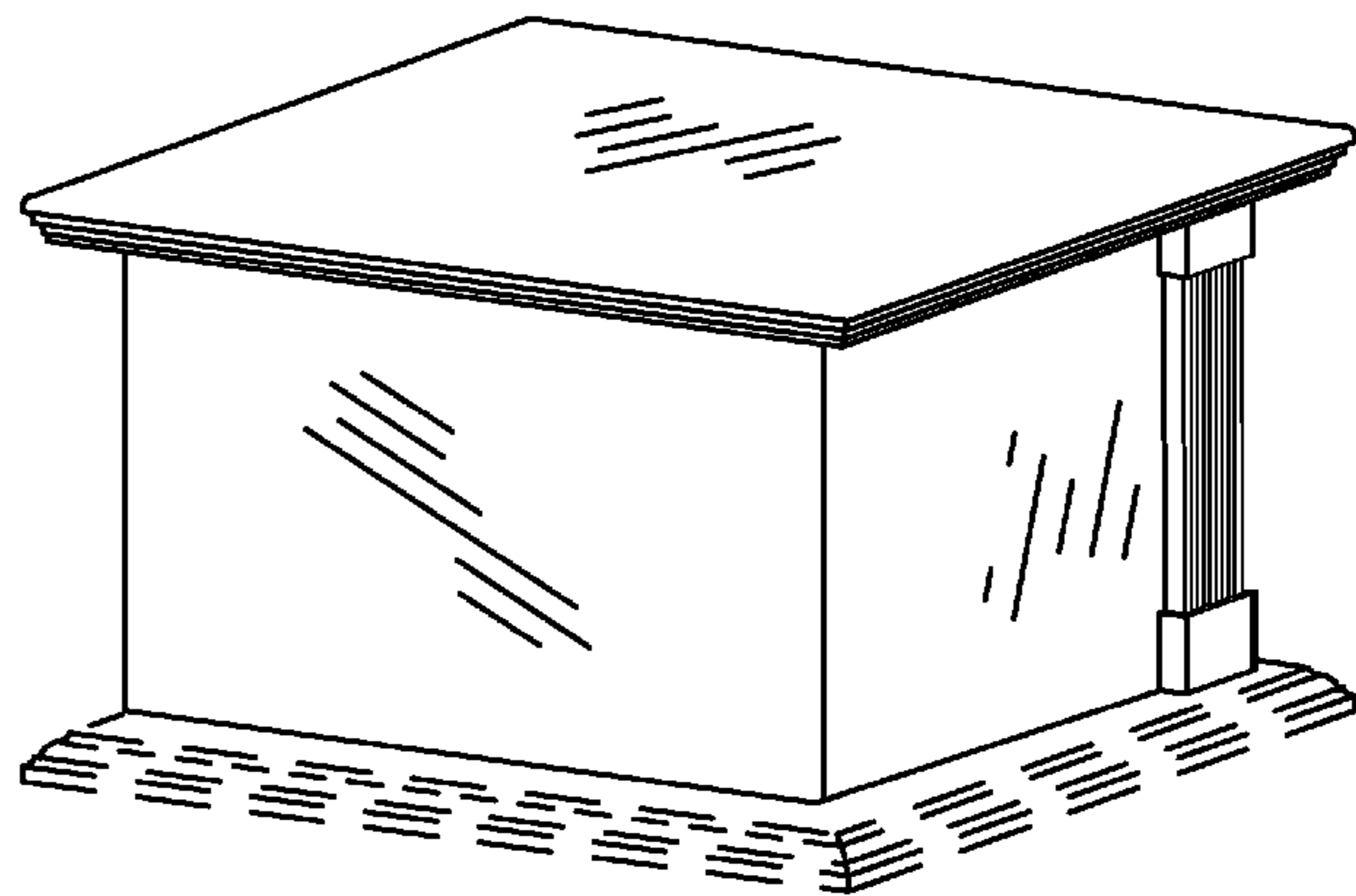

FIG. 1 is a front perspective view of an urn showing a first embodiment of my new design, the front perspective view illustrating a front, a top, and a left side thereof;

FIG. 2 is a front perspective view of an urn showing a second embodiment of my new design, the front perspective view illustrating a front, a top, and a left side thereof; and,

FIG. 3 is a rear perspective view of the urn according to the first and second embodiments of my new design, the rear perspective view illustrating a rear, the top, and a right side thereof.

The bottom of the urn is flat and unornamented. A base is shown in broken lines for illustrative purposes only and forms no part of the claimed design.

1 Claim, 2 Drawing Sheets






FIG. 1




FIG. 2




FIG. 3