



US00D609869S

(12) **United States Design Patent**
Tanaka et al.

(10) **Patent No.:** **US D609,869 S**

(45) **Date of Patent:** **** Feb. 9, 2010**

(54) **WIPING SHEET**

D406,424 S * 3/1999 Daniels D32/40
7,231,685 B2 6/2007 Tanaka et al.

(75) Inventors: **Yoshinori Tanaka**, Kagawa-ken (JP);
Masumi Fukuzawa, Kagawa-ken (JP)

(73) Assignee: **Uni-Charm Corporation**, Ehime-Ken (JP)

(**) Term: **14 Years**

(21) Appl. No.: **29/299,254**

(22) Filed: **Dec. 20, 2007**

(30) **Foreign Application Priority Data**

Jun. 20, 2007 (JP) 2007-19527

(51) **LOC (9) Cl.** **04-01**

(52) **U.S. Cl.** **D32/40**

(58) **Field of Classification Search** D32/40-46,
D32/50-52; 15/229.3, 227, 118, 244.1-244.4,
15/208, 209

See application file for complete search history.

(56) **References Cited**

U.S. PATENT DOCUMENTS

5,177,831 A * 1/1993 Wirth 15/244.3

* cited by examiner

Primary Examiner—Robin V Webster

(74) *Attorney, Agent, or Firm*—Lowe Hauptman Ham & Berner

(57) **CLAIM**

The ornamental design for a wiping sheet, as shown and described.

DESCRIPTION

FIG. 1 is a top plan view of the design;

FIG. 2 is a bottom view of the design;

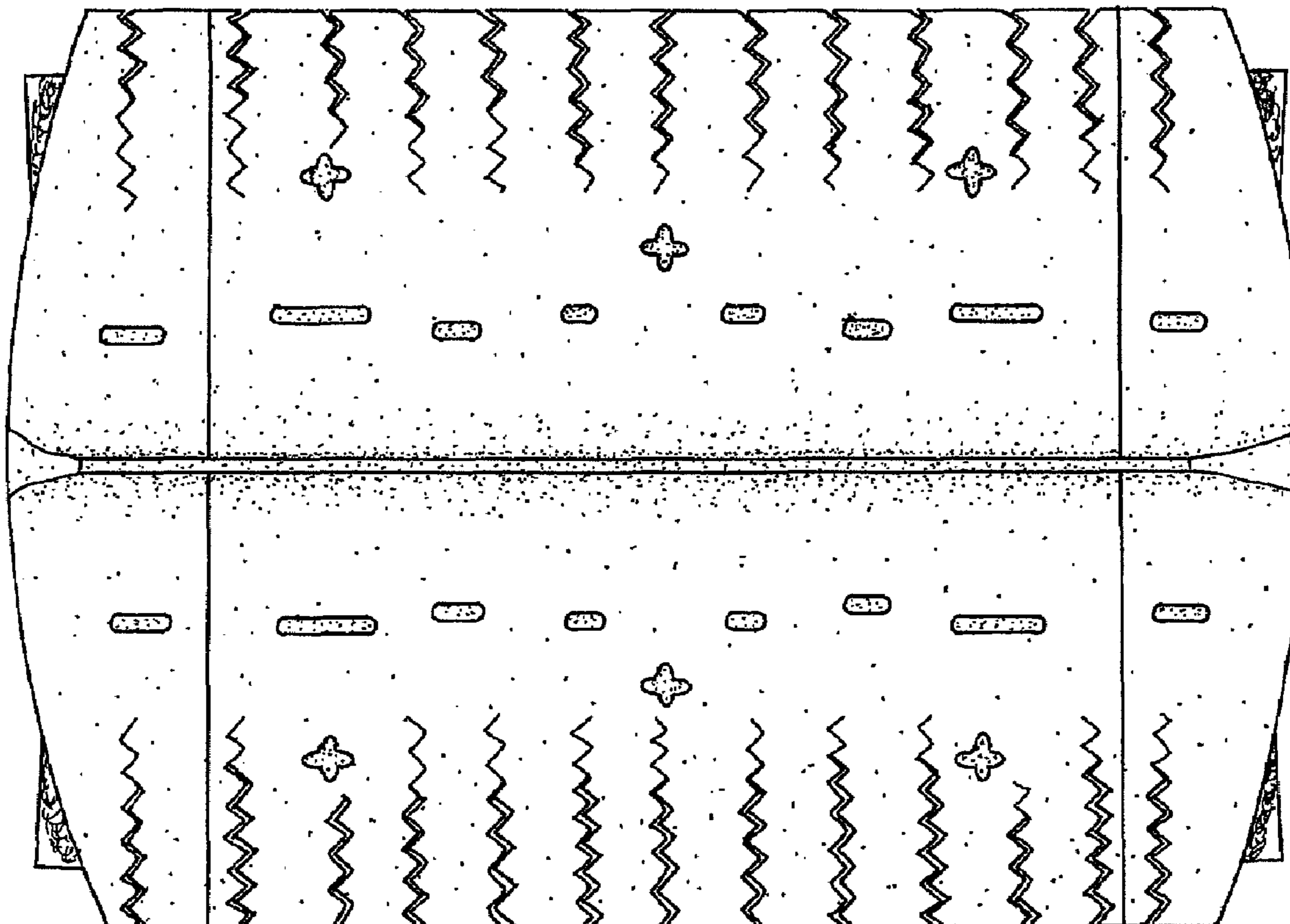
FIG. 3 is a left or right side view of the design;

FIG. 4 is a front or back view of the design; and,

FIG. 5 is a top-left-front perspective view of the design.

The broken lines in the drawings form no part of the claimed design.

1 Claim, 5 Drawing Sheets



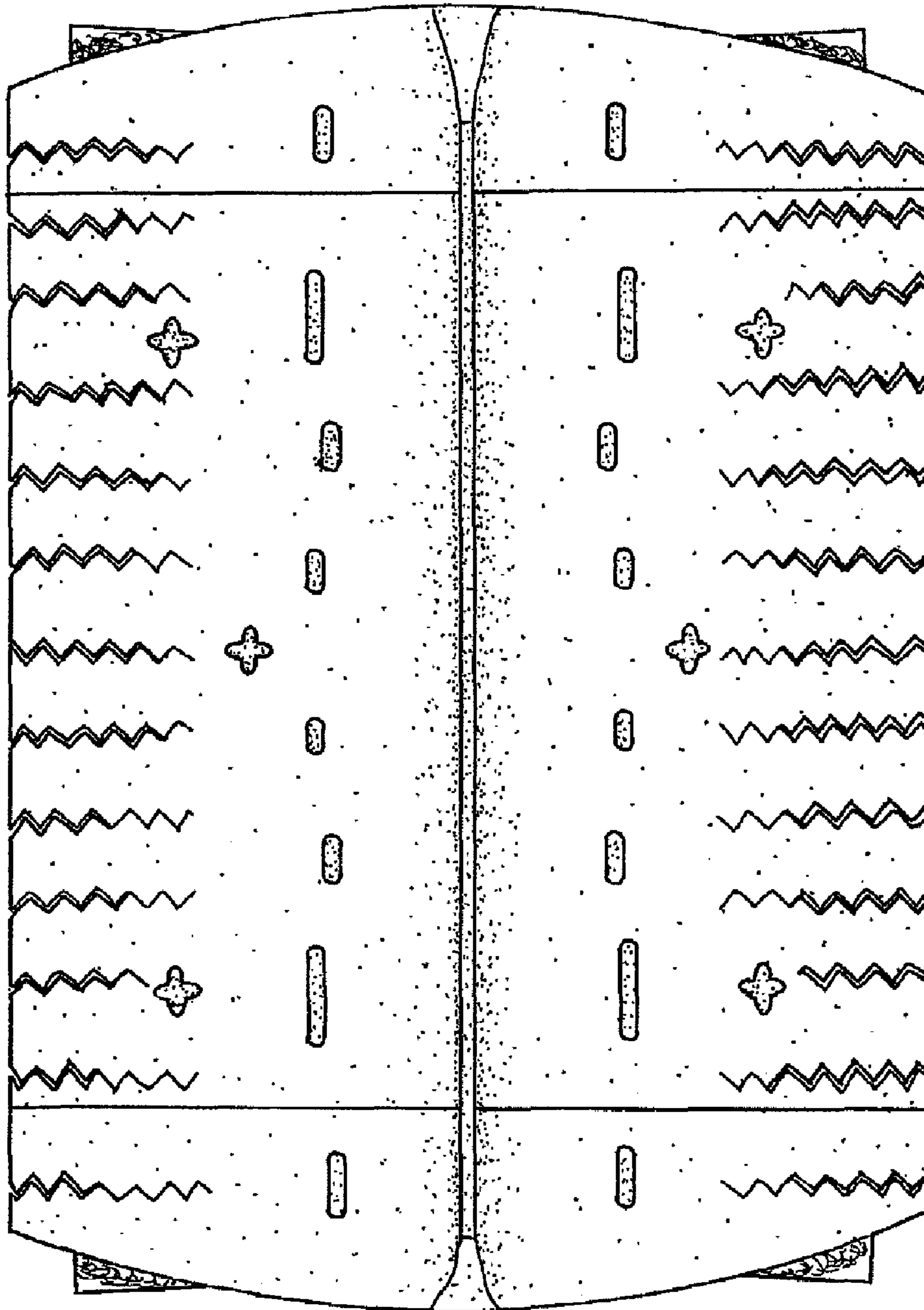


Fig. 1




Fig. 2




Fig. 3




Fig. 4

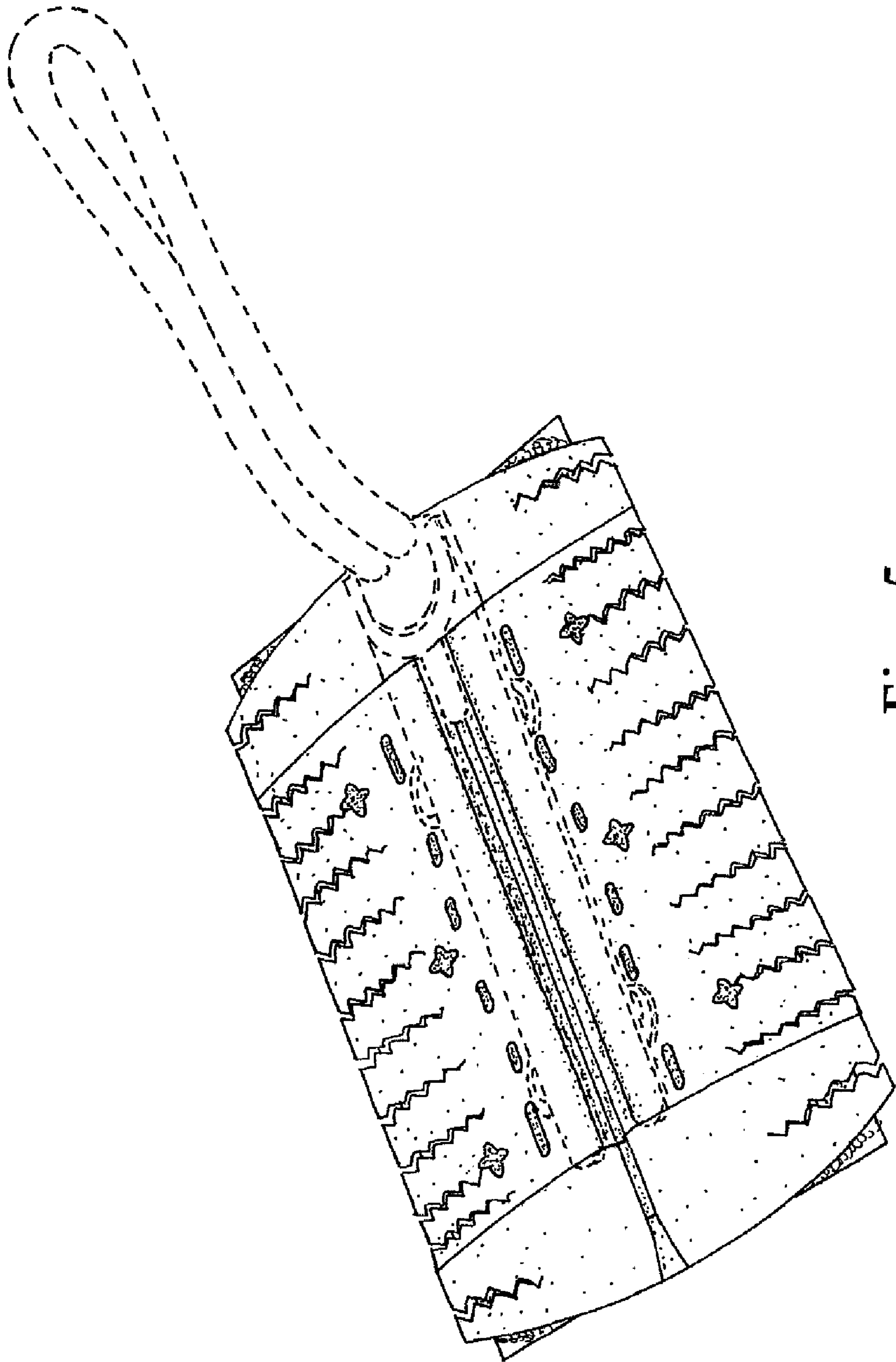


Fig. 5