



US00D609861S

(12) **United States Design Patent**  
**Fitzgerald et al.**

(10) **Patent No.:** **US D609,861 S**  
(45) **Date of Patent:** **\*\* Feb. 9, 2010**

(54) **GLOVE**  
(75) Inventors: **Thomas Fitzgerald**, Lake Elizabeth, CA  
(US); **Andrew Manese**, Winnetka, CA  
(US)

(73) Assignee: **Mechanix Wear, Inc.**, Valencia, CA  
(US)

(\*\*) Term: **14 Years**

(21) Appl. No.: **29/308,746**

(22) Filed: **Jul. 3, 2008**

(51) **LOC (9) Cl.** ..... **02-06**

(52) **U.S. Cl.** ..... **D29/113**

(58) **Field of Classification Search** ..... D2/610,  
D2/612, 614-623; D29/113, 116.2, 117.1-119,  
D29/120.1, 123; 2/16, 159, 161.1-161.8,  
2/162, 198, 170, 455, 908, 917; D24/190;  
D28/63; D32/40, 42, 43, 41; D21/807; D3/215,  
D3/224, 226, 218; 224/219, 222, 267, 237;  
40/586, 633; 15/104.94, 107, 227; D4/134;  
D20/33

See application file for complete search history.

(56) **References Cited**

**U.S. PATENT DOCUMENTS**

D428,214 S \* 7/2000 Mattesky ..... D29/117.2  
D431,691 S \* 10/2000 Redwood et al. .... D29/117.1  
6,427,249 B1 \* 8/2002 Mattesky ..... 2/161.6  
D468,074 S \* 1/2003 Votel ..... D2/619  
D475,175 S \* 6/2003 Kopala ..... D2/619  
7,100,212 B2 \* 9/2006 Jaeger ..... 2/161.1  
D571,527 S 6/2008 Ash et al. .... D2/617

D571,528 S 6/2008 Ash et al. .... D2/617  
D577,177 S 9/2008 Rockel et al. .... D2/623  
D580,106 S 11/2008 Frechette ..... D29/116.3  
2008/0109934 A1 \* 5/2008 Widdemer et al. .... 2/159

**OTHER PUBLICATIONS**

US Publication No. US 2008/0109934, Dates May 15, 2008, to  
Widdemer et al.  
Office Action from related design U.S. Appl. No. 29/308,834, dated,  
Sep. 16, 2009.

\* cited by examiner

*Primary Examiner*—Robert M Spear

*Assistant Examiner*—Randall H Gholson

(74) *Attorney, Agent, or Firm*—Koppel, Patrick, Heybl &  
Dawson

(57) **CLAIM**

The ornamental design for a glove, as shown and described.

**DESCRIPTION**

FIG. 1 is a top perspective view of a glove showing our  
design;

FIG. 2 is a bottom perspective view of the glove shown in  
FIG. 1;

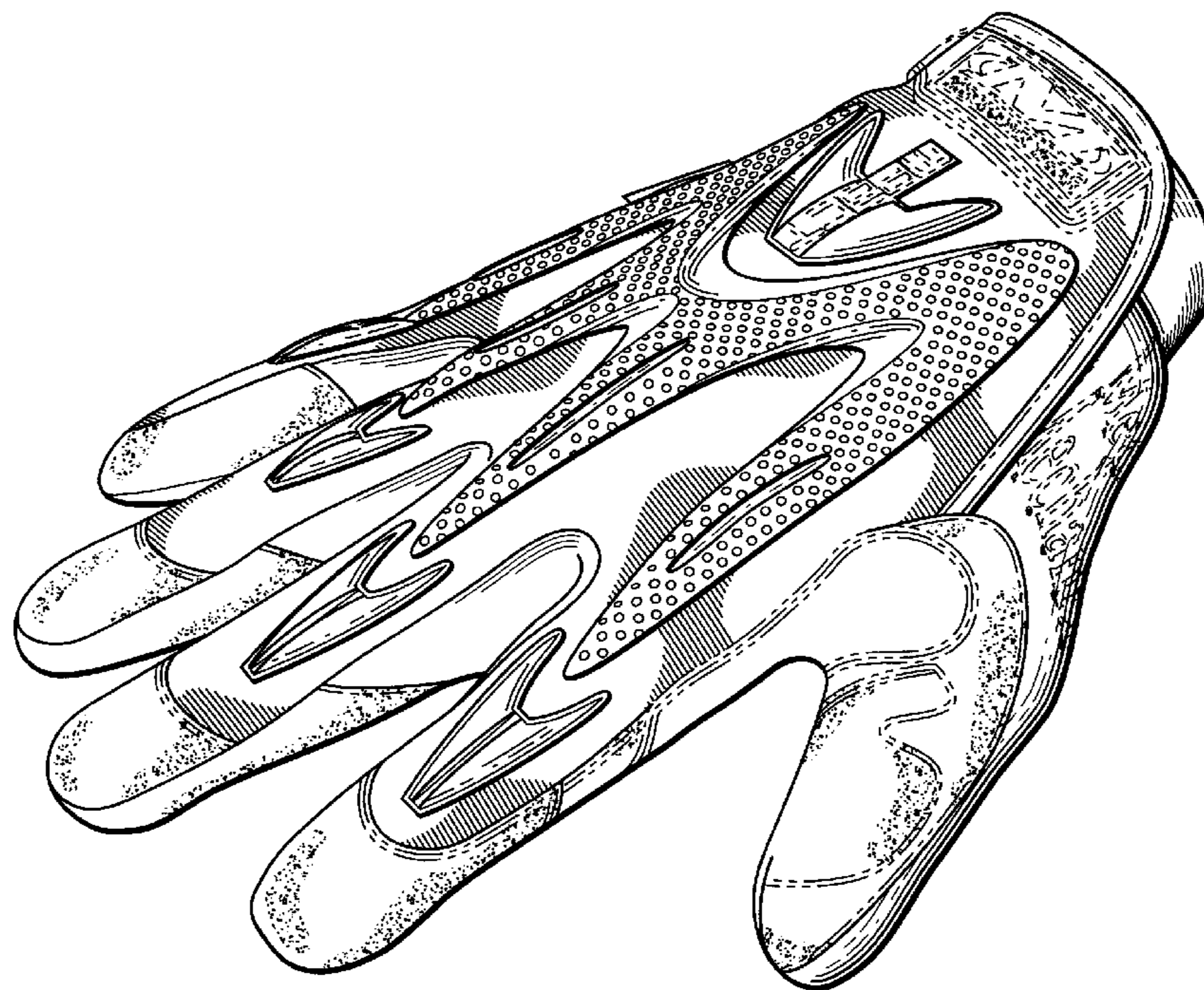
FIG. 3 is a top view of the glove shown in FIG. 1; and,

FIG. 4 is a bottom view of the glove shown in FIG. 1.

The broken lines shown in the drawings are directed to fea-  
tures not claimed.

The “Mechanix Wear”, “MRT”, and “MPACT” logos form-  
ing part of the claimed design are registered trademarks of  
Mechanix Wear, Inc.

**1 Claim, 4 Drawing Sheets**



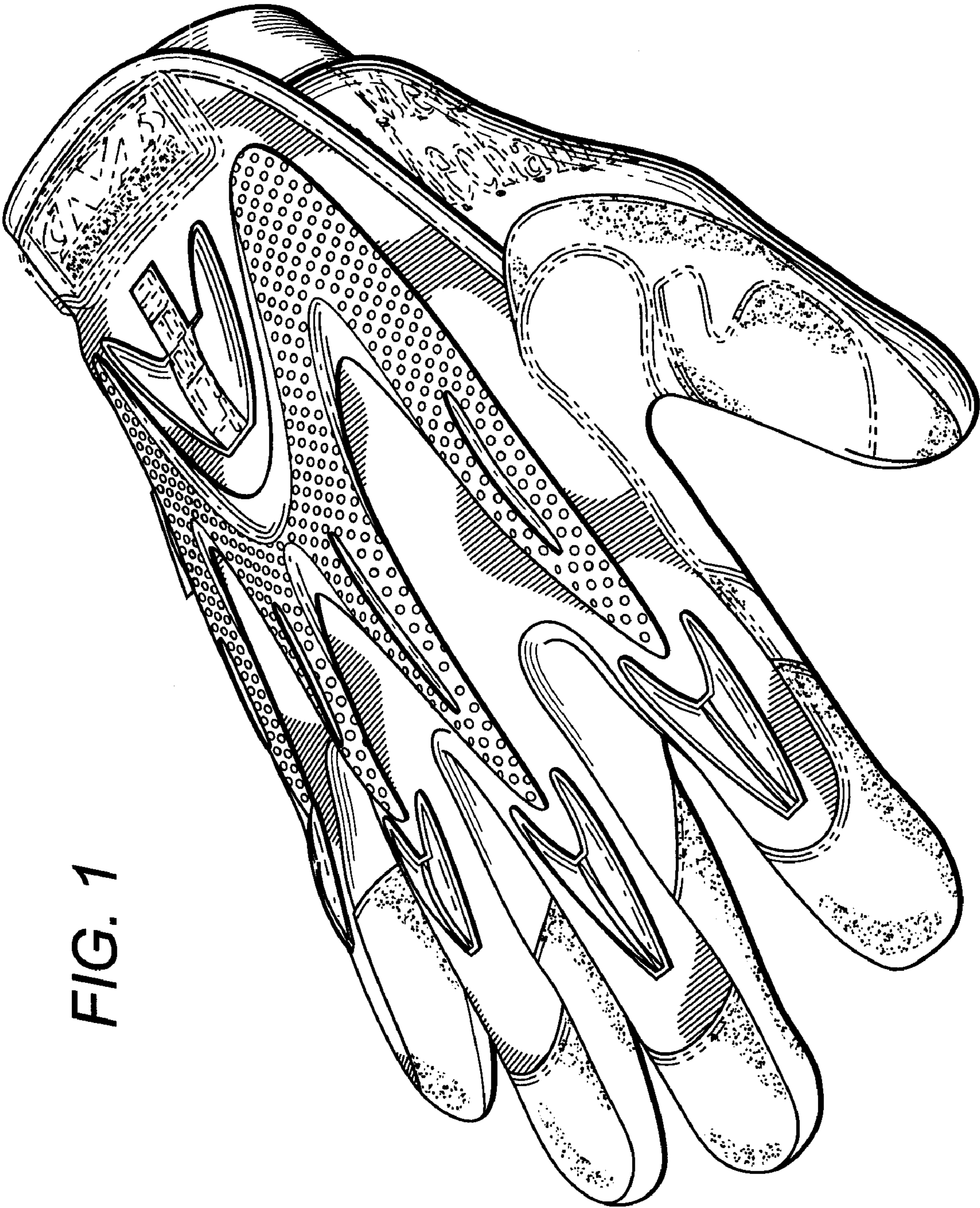


FIG. 1

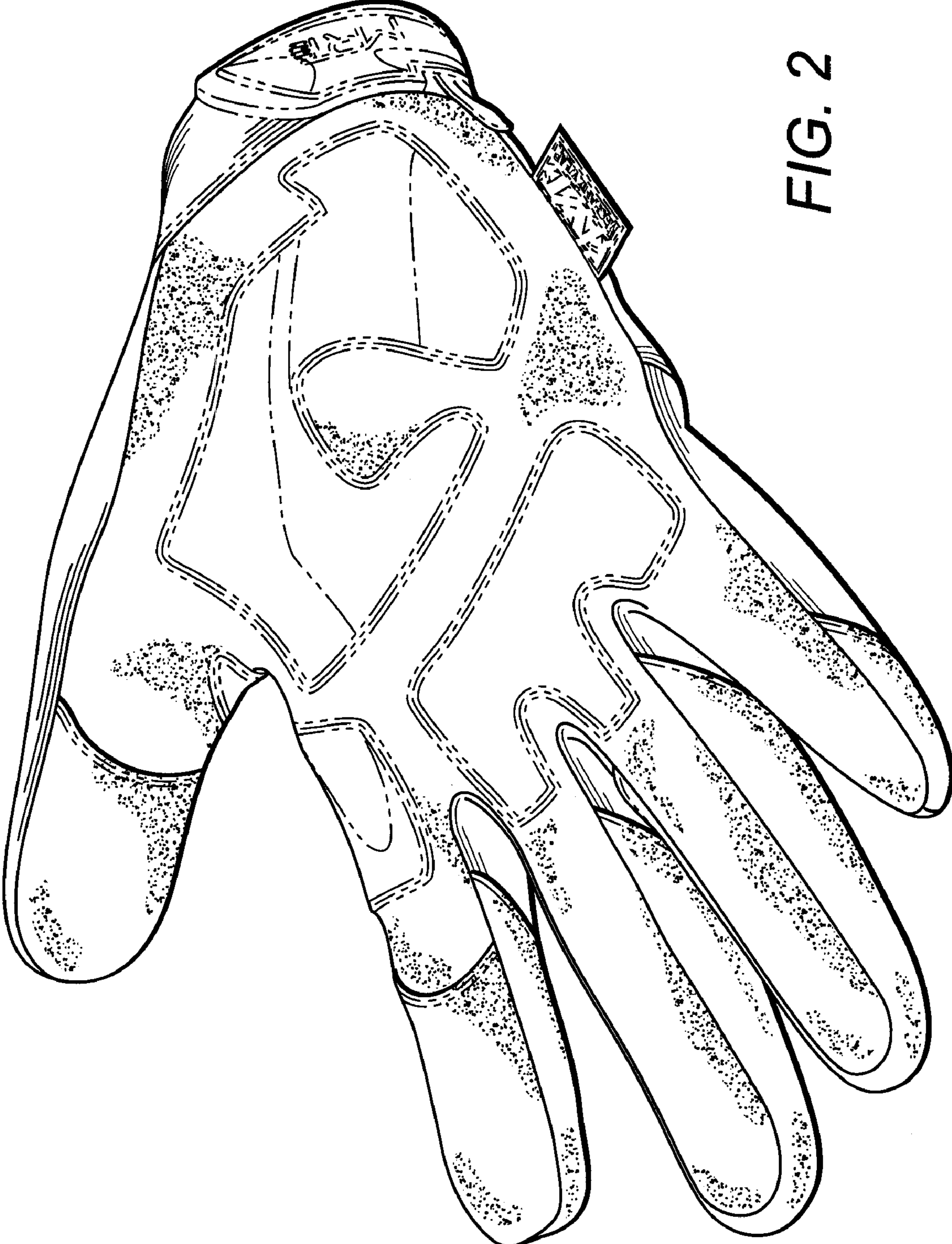


FIG. 2

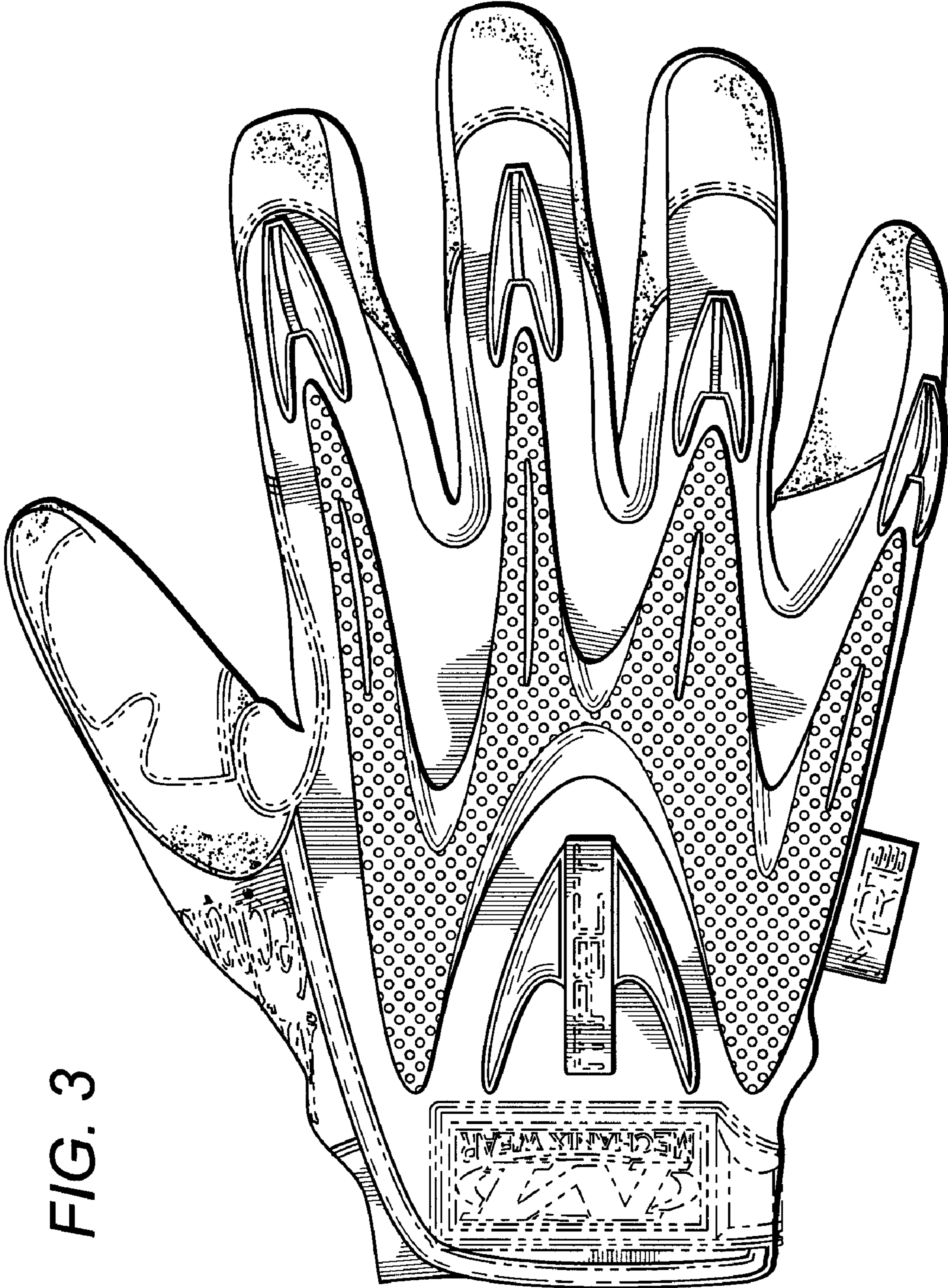


FIG. 3

FIG. 4

