



US00D609823S

(12) **United States Design Patent**  
**Holman**

(10) **Patent No.:** **US D609,823 S**

(45) **Date of Patent:** **\*\* Feb. 9, 2010**

(54) **SPINDLE**

(76) **Inventor:** **Carlyle Holman**, 6854 County Road  
#62, Saint Joe, IN (US) 46785

(\*\*) **Term:** **14 Years**

(21) **Appl. No.:** **29/339,458**

(22) **Filed:** **Jun. 30, 2009**

(51) **LOC (9) Cl.** ..... **25-01**

(52) **U.S. Cl.** ..... **D25/121**

(58) **Field of Classification Search** ..... D25/121,  
D25/126; 52/832; 256/65.02, 65.14, 22,  
256/19, 24

See application file for complete search history.

(56) **References Cited**

**U.S. PATENT DOCUMENTS**

310,833	A	*	1/1885	Lenox et al.	.....	256/48
3,799,506	A	*	3/1974	Schwartz	.....	256/24
4,011,700	A	*	3/1977	Sado	.....	52/235
D420,152	S	*	2/2000	Erwin	.....	D25/126
D463,044	S	*	9/2002	Erwin	.....	D25/126

D471,992	S	*	3/2003	Hughes et al.	.....	D25/122
D524,454	S	*	7/2006	Zarb	.....	D25/119
D535,760	S	*	1/2007	Mitrovich	.....	D25/121

\* cited by examiner

*Primary Examiner*—Doris Clark

(74) *Attorney, Agent, or Firm*—Barnes & Thornburg LLP

(57) **CLAIM**

The ornamental design for a spindle, as shown and described.

**DESCRIPTION**

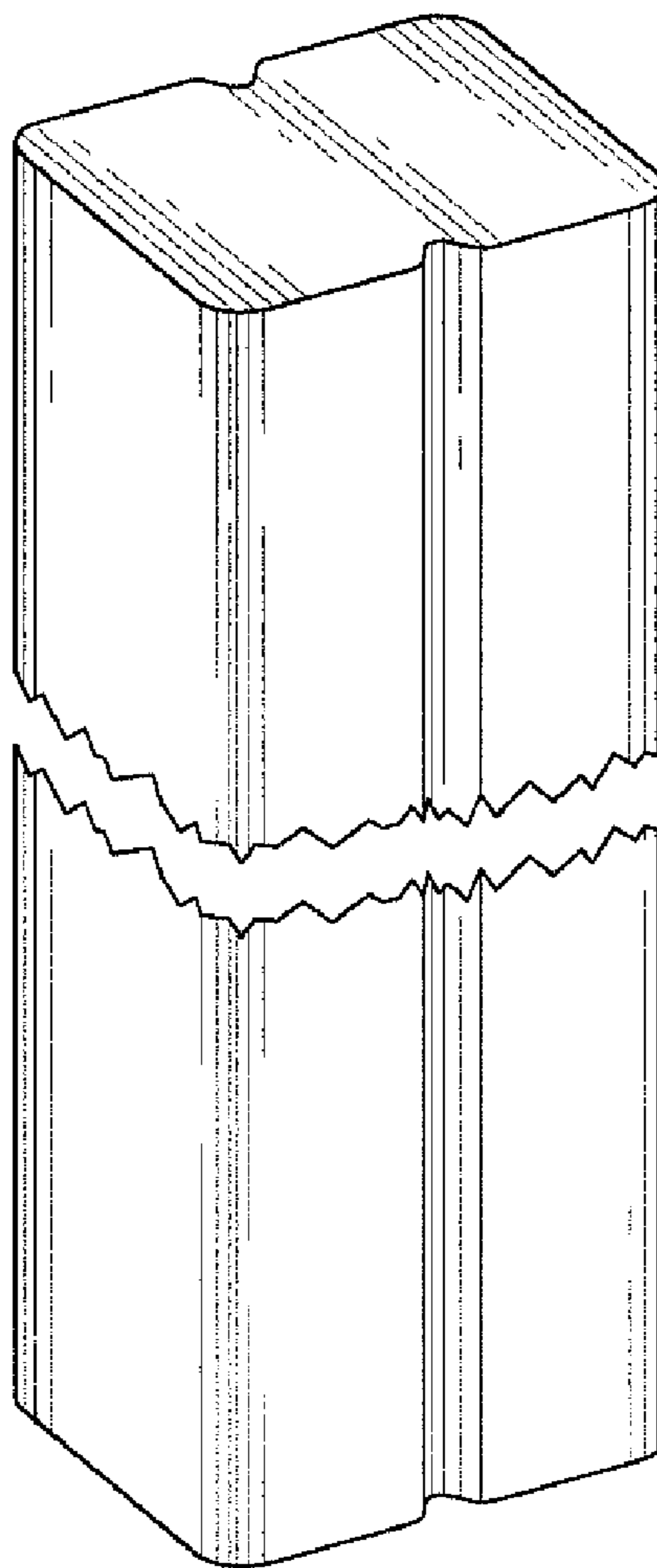
FIG. 1 is a perspective view of a spindle in accordance with the present design with a broken away portion showing indeterminate length.

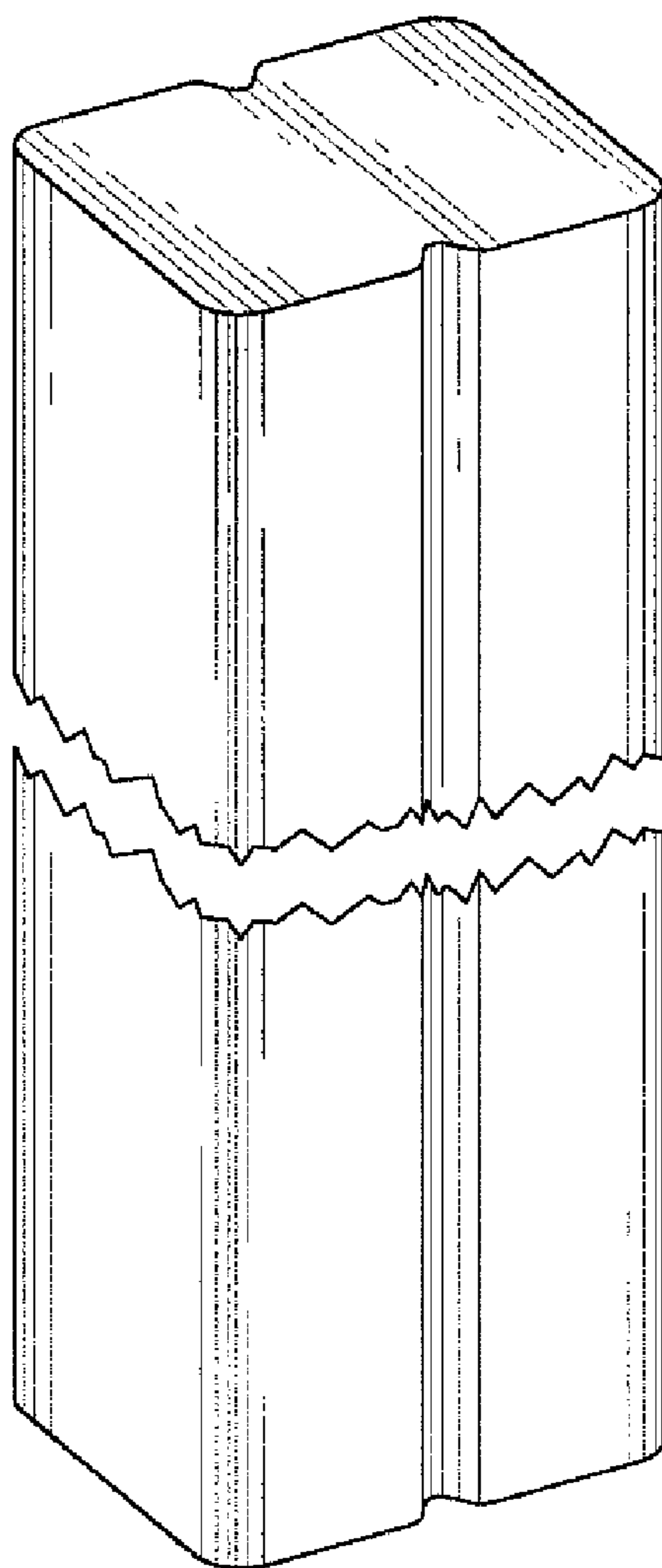
FIG. 2 is a top view thereof, the bottom view being the same.

FIG. 3 is a right side elevation view thereof, the left side being the same; and,


FIG. 4 is a front elevation view thereof, the rear view being the same.

**1 Claim, 2 Drawing Sheets**







**FIG. 1**



**FIG. 2**



**FIG. 3**



**FIG. 4**