



US00D609821S

(12) **United States Design Patent**
Mugge et al.

(10) **Patent No.:** **US D609,821 S**

(45) **Date of Patent:** **** *Feb. 9, 2010**

(54) **MOLDED SURFACE OF A CONCRETE PRODUCT**

1,693,852 A 12/1928 McQuain

(75) Inventors: **Jimmie L. Mugge**, Eagan, MN (US);
Jay J. Johnson, Star Prairie, WI (US)

(Continued)

FOREIGN PATENT DOCUMENTS

(73) Assignee: **Anchor Wall Systems, Inc.**,
Minnetonka, MN (US)

DE 196 34 499 A1 3/1998

(**) Term: **14 Years**

(Continued)

(21) Appl. No.: **29/313,756**

OTHER PUBLICATIONS

(22) Filed: **Feb. 6, 2009**

“Kobra Slab Molds: Optimum Slab Production on Big Board Machines, Design and benefits,” *KOBRA*, 2 pages, published before Aug. 6, 2007.

(Continued)

Related U.S. Application Data

(62) Division of application No. 29/276,245, filed on Jan. 19, 2007, now Pat. No. Des. 588,713.

(51) **LOC (9) Cl.** **25-01**

Primary Examiner—T. Chase Nelson

(52) **U.S. Cl.** **D25/113**

Assistant Examiner—Anhdao Doan

(58) **Field of Classification Search** D25/102,
D25/112–118, 158, 163; D21/484–491,
D21/499–502; 405/16, 17, 33, 35, 284, 286;
52/503–505, 574, 575, 596–605, 609–612;
404/29–31

(74) *Attorney, Agent, or Firm*—Merchant & Gould P.C.

See application file for complete search history.

(57) **CLAIM**

The ornamental design for molded surface of a concrete product, as shown and described.

(56) **References Cited**

DESCRIPTION

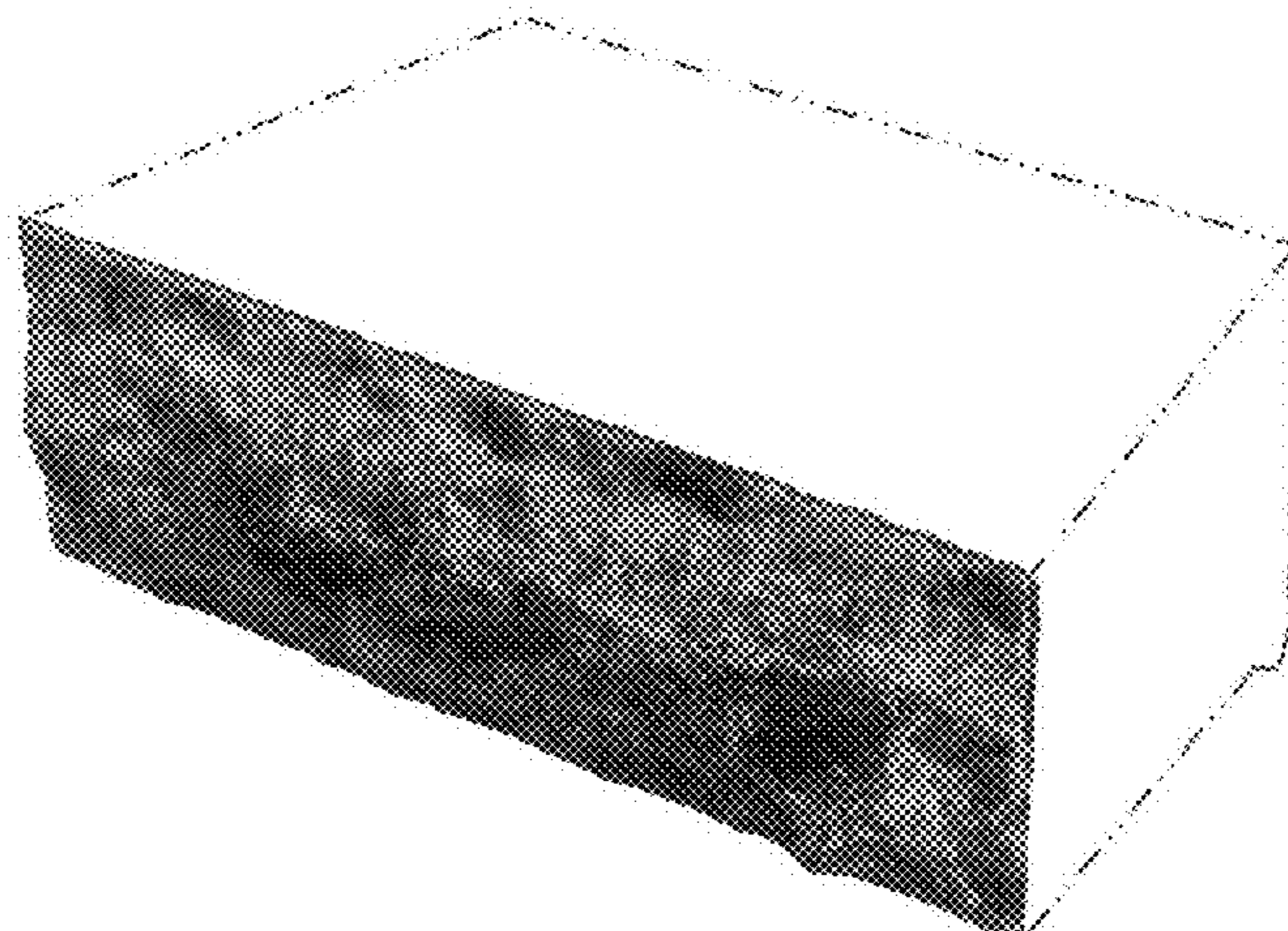
U.S. PATENT DOCUMENTS

415,773 A	11/1889	Fiske	
D20,287 S *	11/1890	Lewis	D25/113
D21,522 S *	5/1892	Lewis	D25/113
799,754 A	9/1905	Petrie	
803,014 A	10/1905	McIlravy	
813,901 A	2/1906	Leming et al.	
819,055 A	5/1906	Fisher	
824,235 A	6/1906	Damon	
838,278 A	12/1906	Schwartz	
1,086,975 A	2/1914	Aaronson	
1,166,312 A	12/1915	Barten	
1,564,490 A	12/1925	Parkhurst	
1,574,125 A	2/1926	Sharpe	
1,596,165 A	8/1926	Evans	

FIG. 1 is a perspective view of an embodiment of a molded surface of a concrete product, according to our new design;
FIG. 2 is a front elevational view thereof;
FIG. 3 is a top view thereof;
FIG. 4 is a bottom view thereof;
FIG. 5 is a right side elevational view thereof; and,
FIG. 6 is a left side elevational view thereof.

The broken lines in all views are included for the purpose of illustrating portions of the concrete product that form no part of the claimed design.

1 Claim, 6 Drawing Sheets



U.S. PATENT DOCUMENTS

1,751,272 A 3/1930 Forman
 1,776,999 A 9/1930 Jensen
 1,982,730 A 12/1934 Erkman
 2,038,205 A 4/1936 Case
 2,313,363 A 3/1943 Schmitt
 2,457,368 A 12/1948 Hanson
 2,517,432 A 8/1950 Hornberger
 2,570,384 A 10/1951 Russell
 2,682,093 A 6/1954 Clanton
 2,819,495 A 1/1958 Krausz
 2,882,689 A 4/1959 Huch et al.
 D190,779 S 6/1961 Stekl
 3,013,321 A 12/1961 McElroy
 3,204,316 A 9/1965 Jackson
 3,277,551 A 10/1966 Sekiguchi
 3,425,105 A 2/1969 Gulde
 3,530,553 A 9/1970 Engle et al.
 3,669,402 A 6/1972 Paulson
 3,694,128 A 9/1972 Foxen
 3,731,899 A 5/1973 Nuzzo
 3,795,721 A 3/1974 Gilbert et al.
 3,809,049 A 5/1974 Fletcher et al.
 3,918,877 A 11/1975 Pickett
 3,940,229 A 2/1976 Hutton
 3,981,953 A 9/1976 Haines
 4,050,864 A 9/1977 Komaki
 4,063,866 A 12/1977 Lurbiecki
 4,178,340 A 12/1979 Hyytinen
 4,272,230 A 6/1981 Abate
 4,784,821 A 11/1988 Leopold
 4,802,836 A 2/1989 Whissell
 4,869,660 A 9/1989 Ruckstuhl
 4,902,211 A 2/1990 Svanholm
 4,909,717 A 3/1990 Pardo
 D317,048 S 5/1991 Forsberg
 D317,209 S 5/1991 Forsberg
 D319,885 S 9/1991 Blomquist et al.
 D321,060 S 10/1991 Blomquist et al.
 5,056,998 A 10/1991 Goossens
 5,078,940 A 1/1992 Sayles
 5,183,616 A 2/1993 Hedrick
 D341,215 S 11/1993 Blomquist et al.
 5,366,676 A 11/1994 Kobayashi
 5,372,676 A 12/1994 Lowe
 5,435,949 A 7/1995 Hwang
 5,484,236 A 1/1996 Gravier
 5,534,214 A 7/1996 Sakamoto et al.
 5,598,679 A 2/1997 Orton et al.
 D379,669 S 6/1997 Karanikas
 5,651,912 A 7/1997 Mitsumoto et al.
 5,735,094 A 4/1998 Zember

5,756,131 A 5/1998 Suh
 5,816,749 A 10/1998 Bailey, II
 5,827,015 A 10/1998 Woolford et al.
 D429,004 S 8/2000 Strand et al.
 D435,304 S 12/2000 Rainey
 D437,422 S 2/2001 Bolles et al.
 D438,640 S 3/2001 Bolles et al.
 D445,512 S 7/2001 Sievert
 6,321,740 B1 11/2001 Scherer et al.
 D458,693 S 6/2002 Sievert
 D464,145 S 10/2002 Scherer
 D466,619 S 12/2002 Britton
 D468,449 S 1/2003 Britton
 D477,091 S 7/2003 Manthei
 D479,002 S 8/2003 Nordstrand
 D479,003 S 8/2003 Nordstrand
 D482,133 S 11/2003 Scherer et al.
 D500,864 S 1/2005 Klettenberg et al.
 D506,837 S * 6/2005 Scherer et al. D25/113
 D511,578 S 11/2005 Mugge et al.
 D513,805 S * 1/2006 Scherer et al. D25/113
 D518,578 S * 4/2006 Mugge et al. D25/113
 D529,195 S * 9/2006 Mugge D25/113
 D529,628 S 10/2006 Mugge et al.
 D530,831 S 10/2006 Mugge et al.
 D532,910 S * 11/2006 Mugge et al. D25/113
 D538,946 S 3/2007 Mugge et al.
 D541,950 S * 5/2007 Mugge et a D25/113
 D541,951 S 5/2007 Mugge et al.
 D588,713 S 3/2009 Mugge et al.
 2003/0126821 A1 7/2003 Scherer et al.
 2004/0218985 A1 11/2004 Klettenberg et al.

FOREIGN PATENT DOCUMENTS

DE 100 02 390 A1 7/2001
 GB 944066 12/1963
 GB 2 232 114 A 12/1990
 GB 2092493 5/2000
 GB 2092499 5/2000
 GB 2092500 5/2000
 GB 2092501 5/2000
 WO WO 03/060251 A1 7/2003

OTHER PUBLICATIONS

“Slab Molds, Dream Molds ,” *KOBRA* Formen GmbH, 2 pages, published before Aug. 6, 2007.
 Office Action in Australia (Examination Report No. 1) for corresponding AU Design Reg. 307701, dated Mar. 14, 2007.
 U.S. Appl. No. 29/277,916, filed Mar. 14, 2007.
 U.S. Appl. No. 29/286,614, filed Mar. 14, 2007.
 U.S. Appl. No. 29/270,117, filed Dec. 14, 2006.

* cited by examiner




FIG. 1




FIG. 2




FIG. 3




FIG. 4




FIG. 5




FIG. 6

UNITED STATES PATENT AND TRADEMARK OFFICE
CERTIFICATE OF CORRECTION

PATENT NO. : Des. 609,821 S
APPLICATION NO. : 29/313756
DATED : February 9, 2010
INVENTOR(S) : Mugge et al.

Page 1 of 1

It is certified that error appears in the above-identified patent and that said Letters Patent is hereby corrected as shown below:

Title page, (75) Inventors: "**Mugge**, Eagan, MN" should read --**Mugge**, Inver Grove Heights, MN--

Signed and Sealed this

Second Day of November, 2010

A handwritten signature in black ink that reads "David J. Kappos". The signature is written in a cursive style with a large, stylized 'D' and 'K'.

David J. Kappos
Director of the United States Patent and Trademark Office