



US00D609813S

(12) **United States Design Patent**
Molden et al.

(10) **Patent No.:** **US D609,813 S**
(45) **Date of Patent:** **** Feb. 9, 2010**

(54) **CARDIOPULMONARY RESUSCITATION (CPR) METER**

(75) Inventors: **Mathias Molden**, Stavanger (NO);
Harald Sævareid, Stavanger (NO)

(73) Assignee: **Laerdal Medical AS**, Stavanger (NO)

(**) Term: **14 Years**

(21) Appl. No.: **29/324,109**

(22) Filed: **Sep. 5, 2008**

(30) **Foreign Application Priority Data**

Mar. 7, 2008 (NO) 20080162

(51) **LOC (9) Cl.** **24-01**

(52) **U.S. Cl.** **D24/167**

(58) **Field of Classification Search** D24/164-169,
D24/186; D10/98; 600/301, 481, 483-485,
600/490, 493-495, 499, 500, 501; 601/41-44
See application file for complete search history.

(56) **References Cited**

U.S. PATENT DOCUMENTS

D253,490 S * 11/1979 Reiser D24/167

(Continued)

FOREIGN PATENT DOCUMENTS

DE 102004007077 9/2005

(Continued)

OTHER PUBLICATIONS

Abella, Benjamin S. et al., "Quality of Cardiopulmonary Resuscitation During In-Hospital Cardiac Arrest," (Reprinted) JAMA. 2005; vol. 293, No. 3.

(Continued)

Primary Examiner—T. Chase Nelson

Assistant Examiner—Anhdao Doan

(74) *Attorney, Agent, or Firm*—Dorsey & Whitney LLP

(57) **CLAIM**

The ornamental design for a cardiopulmonary resuscitation (CPR) meter, substantially as shown and described.

DESCRIPTION

FIG. 1 is a front isometric view of a first embodiment of a cardiopulmonary resuscitation (CPR) meter showing our new design.

FIG. 2 is a front plan view of the first embodiment thereof.

FIG. 3 is a rear plan view of the first embodiment thereof.

FIG. 4 is a left elevational view of the first embodiment thereof.

FIG. 5 is a right elevational view of the first embodiment thereof.

FIG. 6 is a top elevational view of the first embodiment thereof.

FIG. 7 is a bottom elevational view of the first embodiment thereof.

FIG. 8 is a front isometric view of a second embodiment of a cardiopulmonary resuscitation (CPR) meter showing our new design.

FIG. 9 is a front plan view of the second embodiment thereof.

FIG. 10 is a rear plan view of the second embodiment thereof.

FIG. 11 is a left elevational view of the second embodiment thereof.

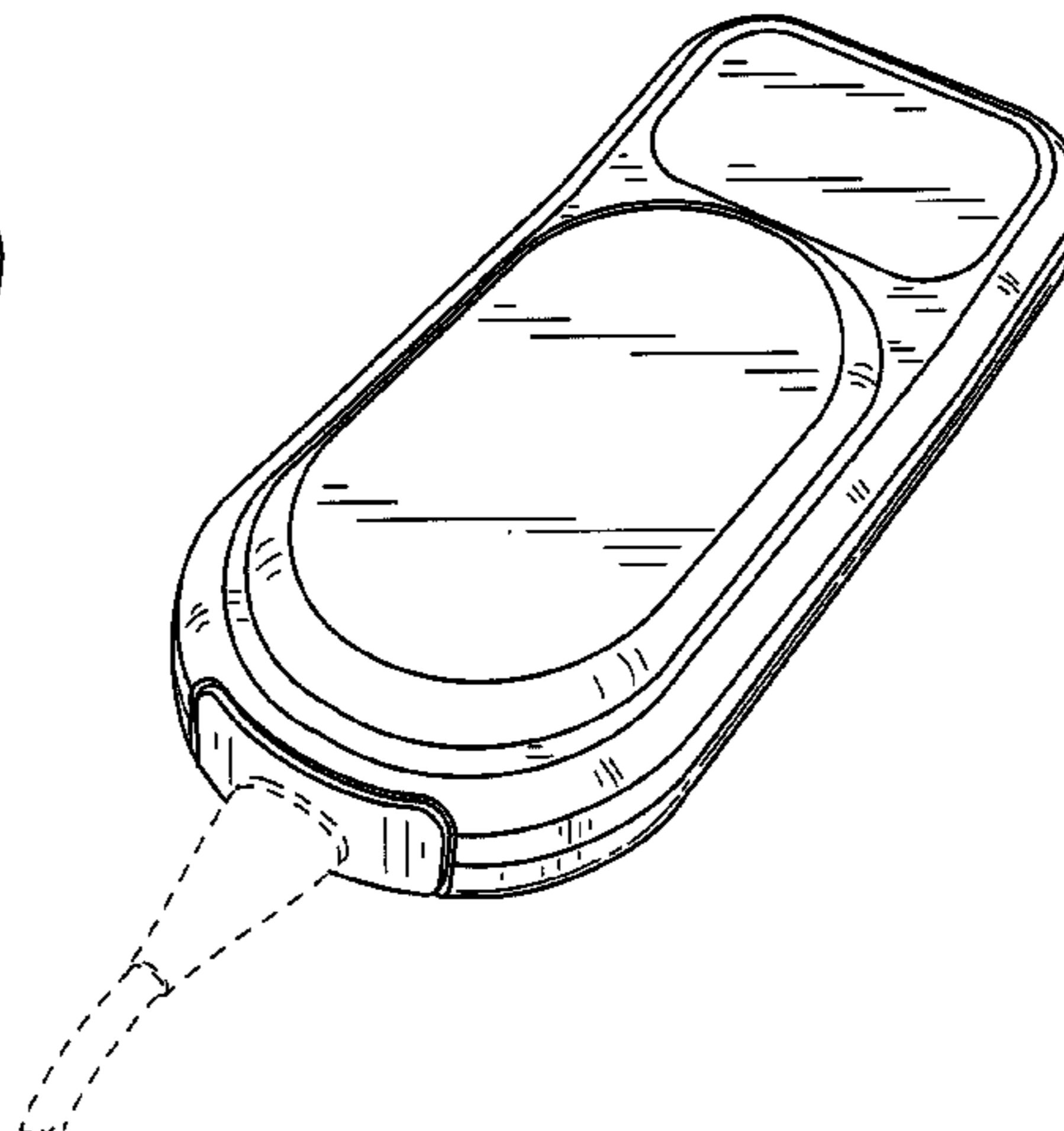
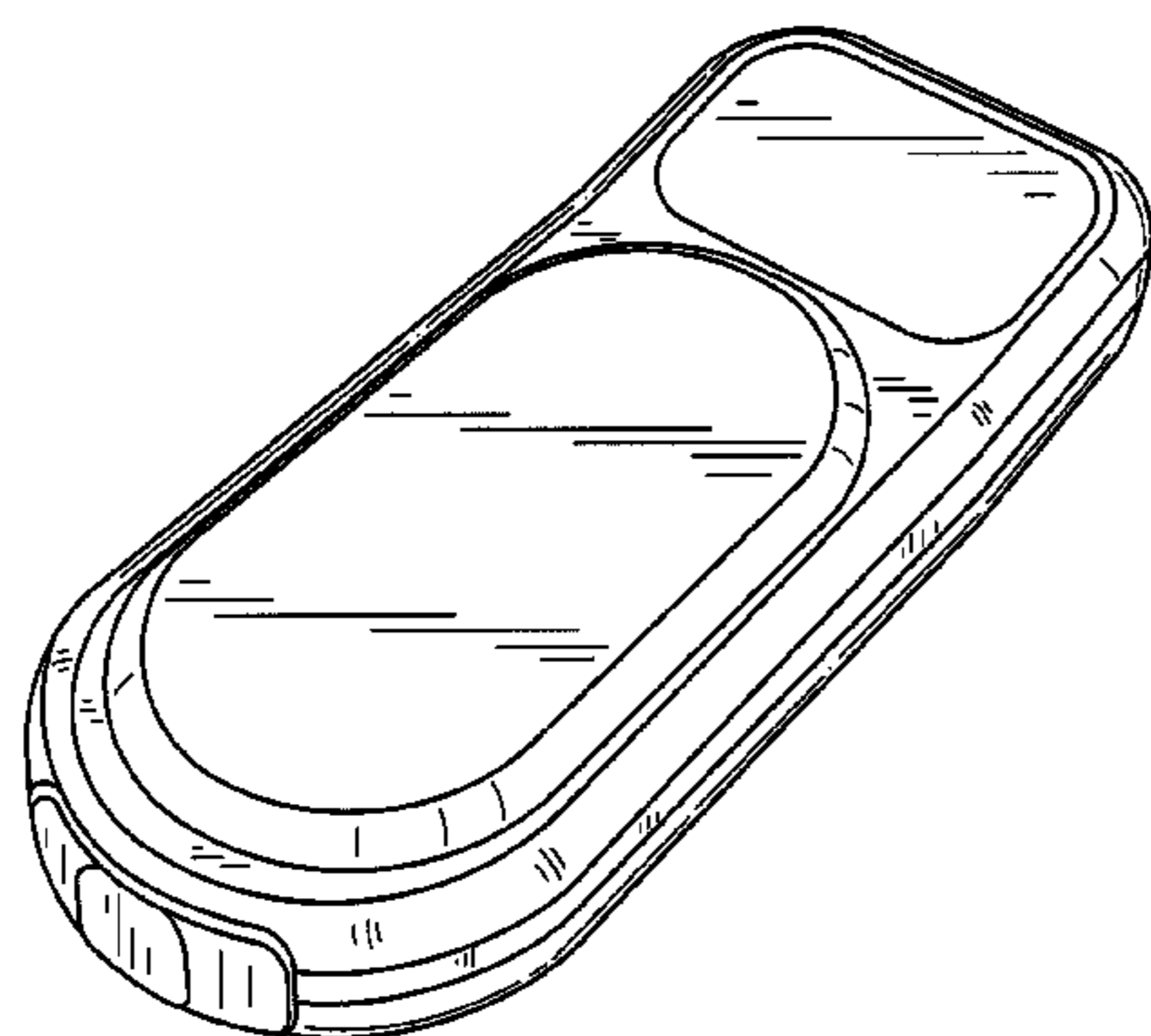
FIG. 12 is a right elevational view of the second embodiment thereof.

FIG. 13 is a top elevational view of the second embodiment thereof; and,

FIG. 14 is a bottom elevational view of the second embodiment thereof.

The broken lines in FIGS. 8 through 14 are included for the purpose of illustrating portions of the cardiopulmonary resuscitation (CPR) meter that form no part of the claimed design.

1 Claim, 14 Drawing Sheets



US D609,813 S

Page 2

U.S. PATENT DOCUMENTS

D263,740 S * 4/1982 Rogers et al. D24/167
4,797,104 A 1/1989 Laerdal et al. 434/265
5,241,302 A 8/1993 Thong 340/701
D354,811 S * 1/1995 Tsushi D24/165
D378,414 S * 3/1997 Allen et al. D24/165
D425,080 S 5/2000 Cappa et al. D14/492
6,390,996 B1 5/2002 Halperin et al. 601/41
D462,696 S 9/2002 Sturm D14/489
D466,215 S * 11/2002 Lindseth et al. D24/167
D468,323 S 1/2003 Schmitt D14/489
D482,042 S 11/2003 Peters D14/492
D550,244 S 9/2007 Niijima D14/491
D562,985 S * 2/2008 Brefka et al. D24/186
D572,726 S 7/2008 Guimaraes et al. D14/495
D579,569 S * 10/2008 Strawn et al. D24/186
D585,910 S 2/2009 Chen et al. D14/492
D588,607 S 3/2009 O'Donnell et al. D14/489
D590,509 S * 4/2009 Costa D24/186
D590,837 S 4/2009 Dawson et al. D14/492
D593,127 S 5/2009 Hosokawa et al. D14/492
2004/0157199 A1 8/2004 Eggert et al. 434/262
2008/0145827 A1 6/2008 Strand et al. 434/265
2008/0146973 A1 6/2008 Lund et al. 601/40

2008/0146974 A1 6/2008 Lund et al. 601/41

FOREIGN PATENT DOCUMENTS

EP 1609453 11/1999
EP 1057451 5/2000
EP 1578340 7/2004
EP 1491176 12/2004
GB 1425833 4/1973
WO WO2006/083882 8/2006
WO WO2006/088373 8/2006

OTHER PUBLICATIONS

American Heart Association, "Guidelines 2000 for Cardiopulmonary Resuscitation and Emergency Cardiovascular Care," *Circulation*. 2000; 102 (suppl. I): I-95-I-104., available online at www.circulationaha.org.

Aufderheide, Tom P. et al., "Hyperventilation-Induced Hypotension During Cardiopulmonary Resuscitation," *Circulation*. 2004; 109, available online at www.circulationaha.org.

van Alem, Anouk P. et al., "Interruption of Cardiopulmonary Resuscitation With the Use of the Automated External Defibrillator in Out-of-Hospital Cardiac Arrest," *Annals of Emergency Medicine*. Oct. 2003; 42:4.

Wik, Lars et al., "Quality of Cardiopulmonary Resuscitation During Out-of-Hospital Cardiac Arrest," (Reprinted) *JAMA*. 2005; vol. 293, No. 3.

* cited by examiner

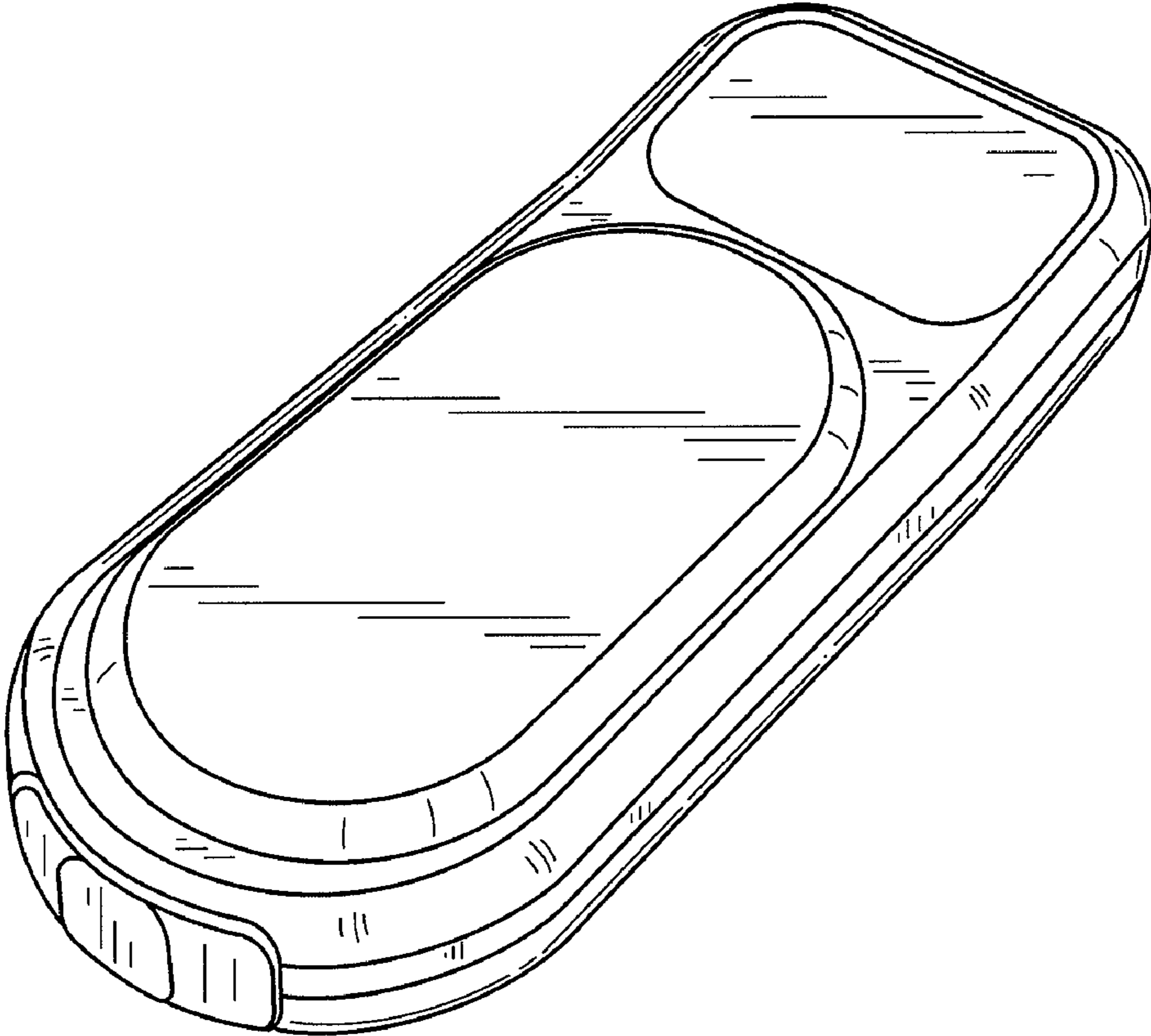


FIGURE 1




FIGURE 2




FIGURE 3

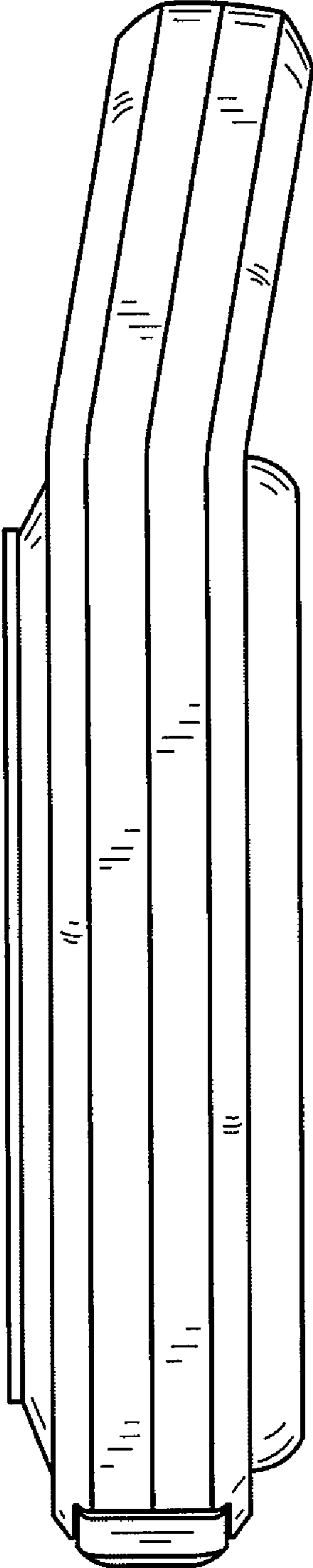


FIGURE 4




FIGURE 5

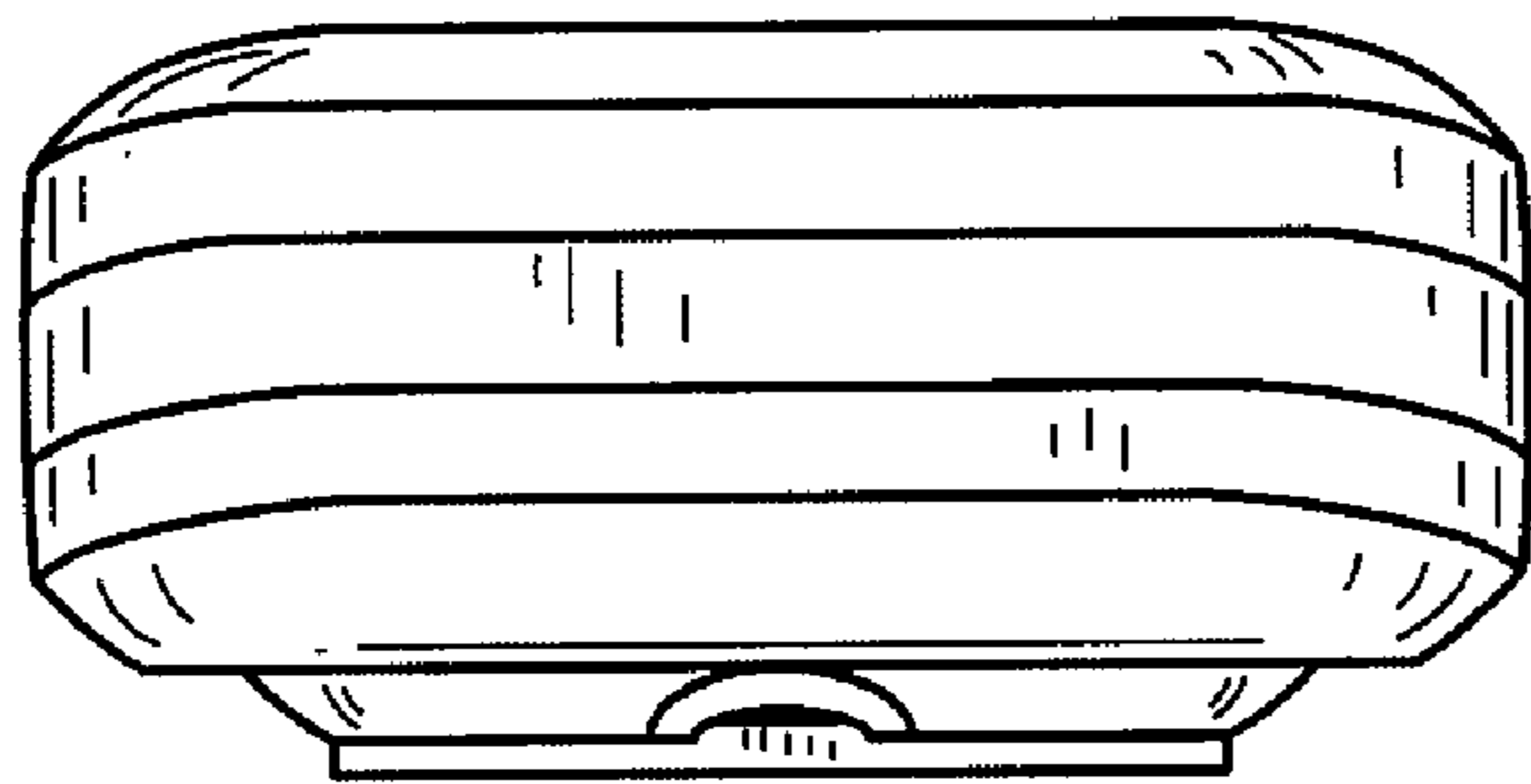


FIGURE 6

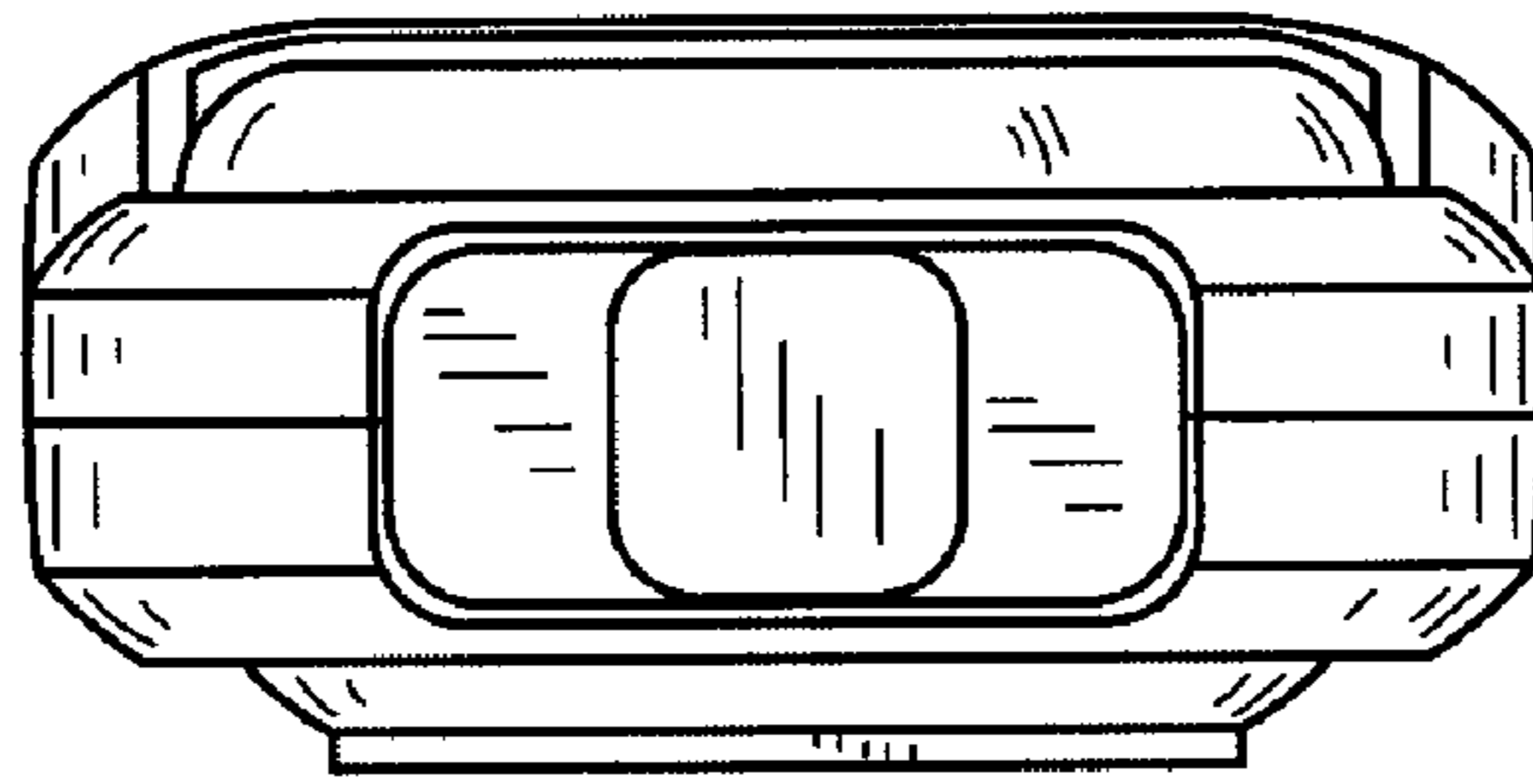


FIGURE 7

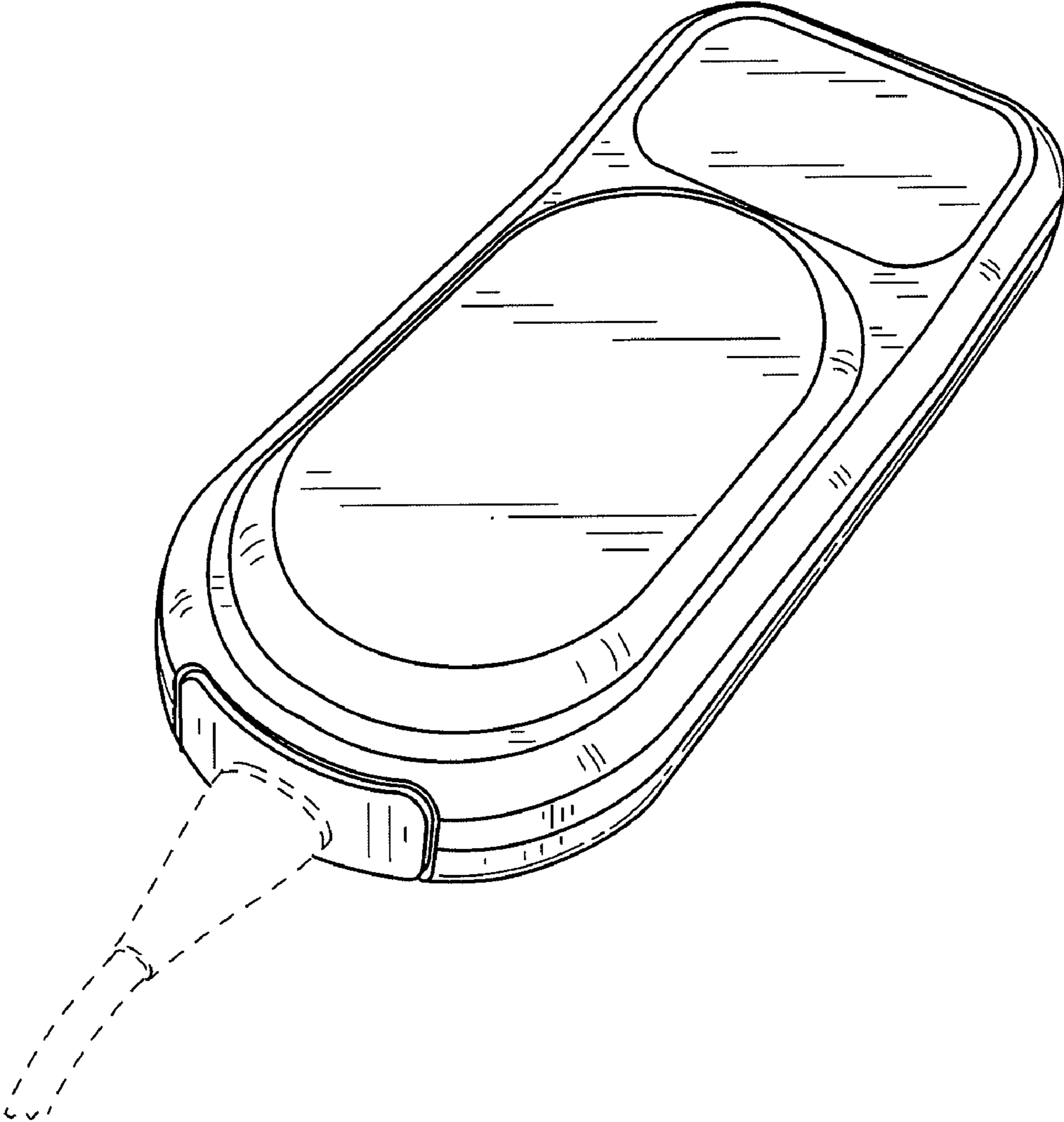


FIGURE 8

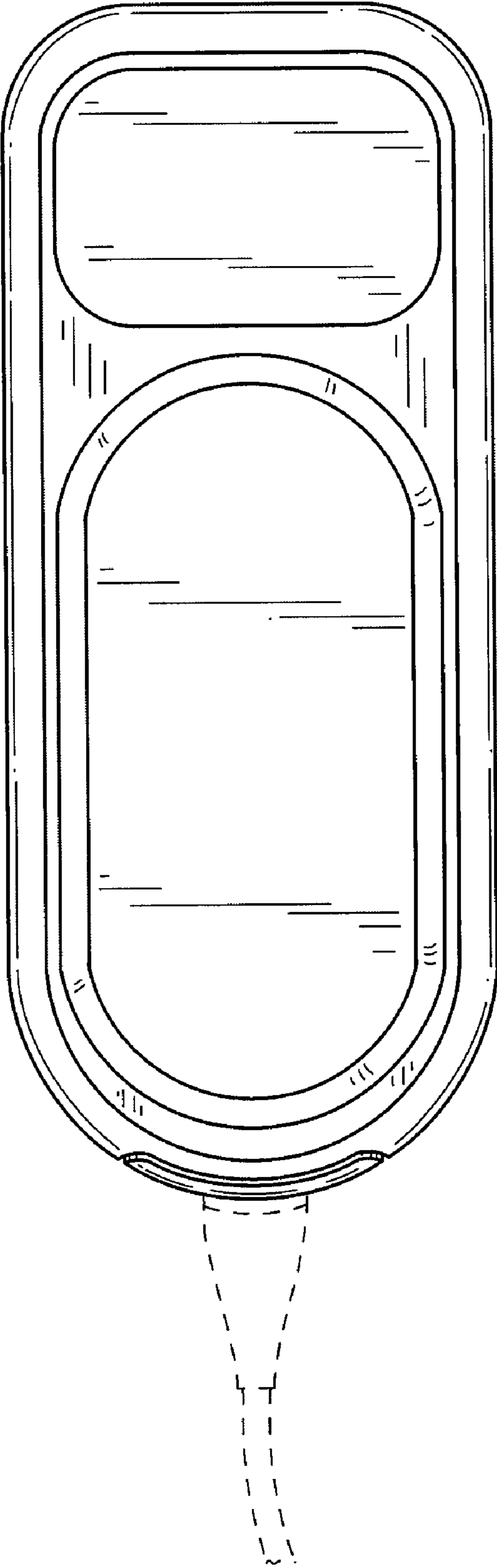


FIGURE 9

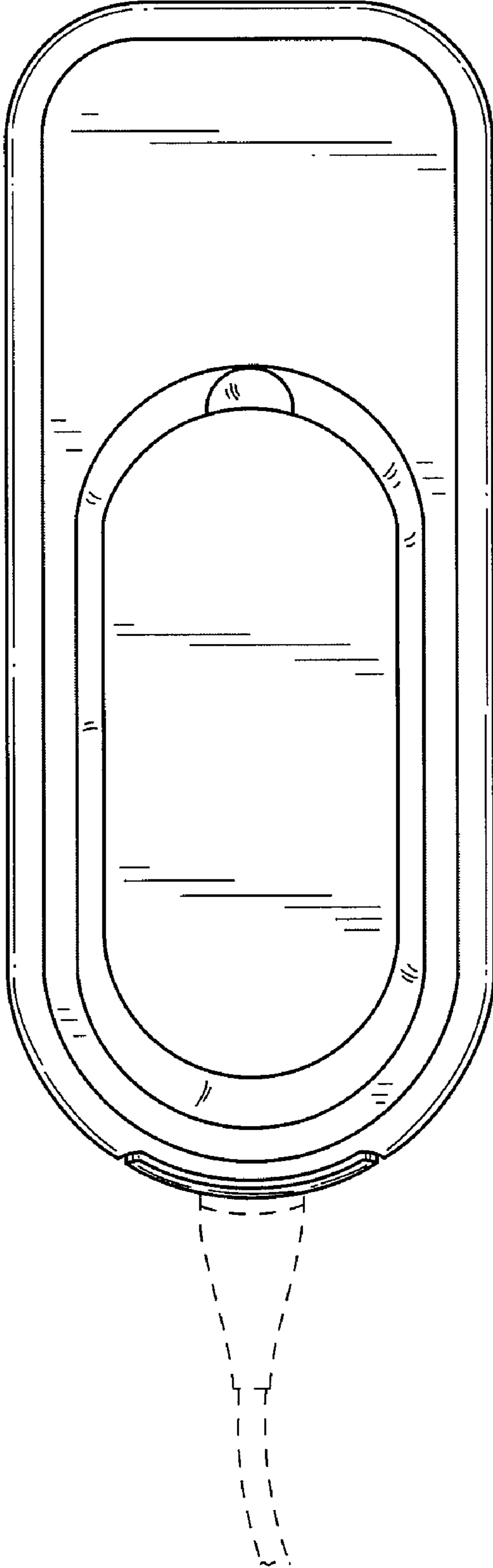


FIGURE 10

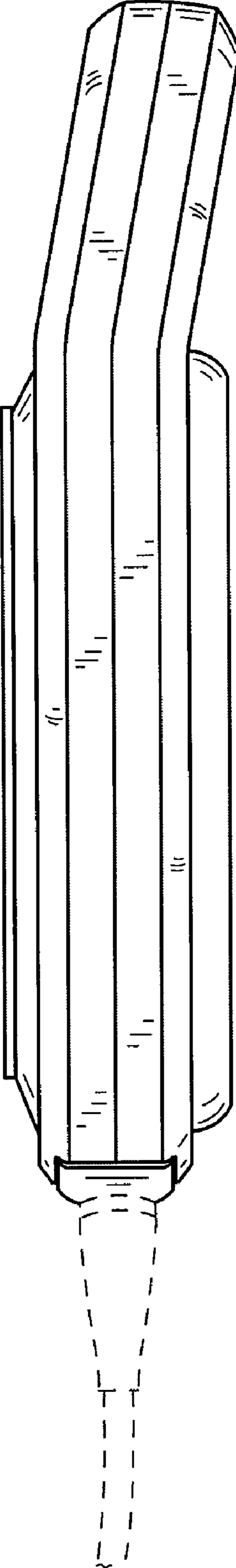


FIGURE 11




FIGURE 12

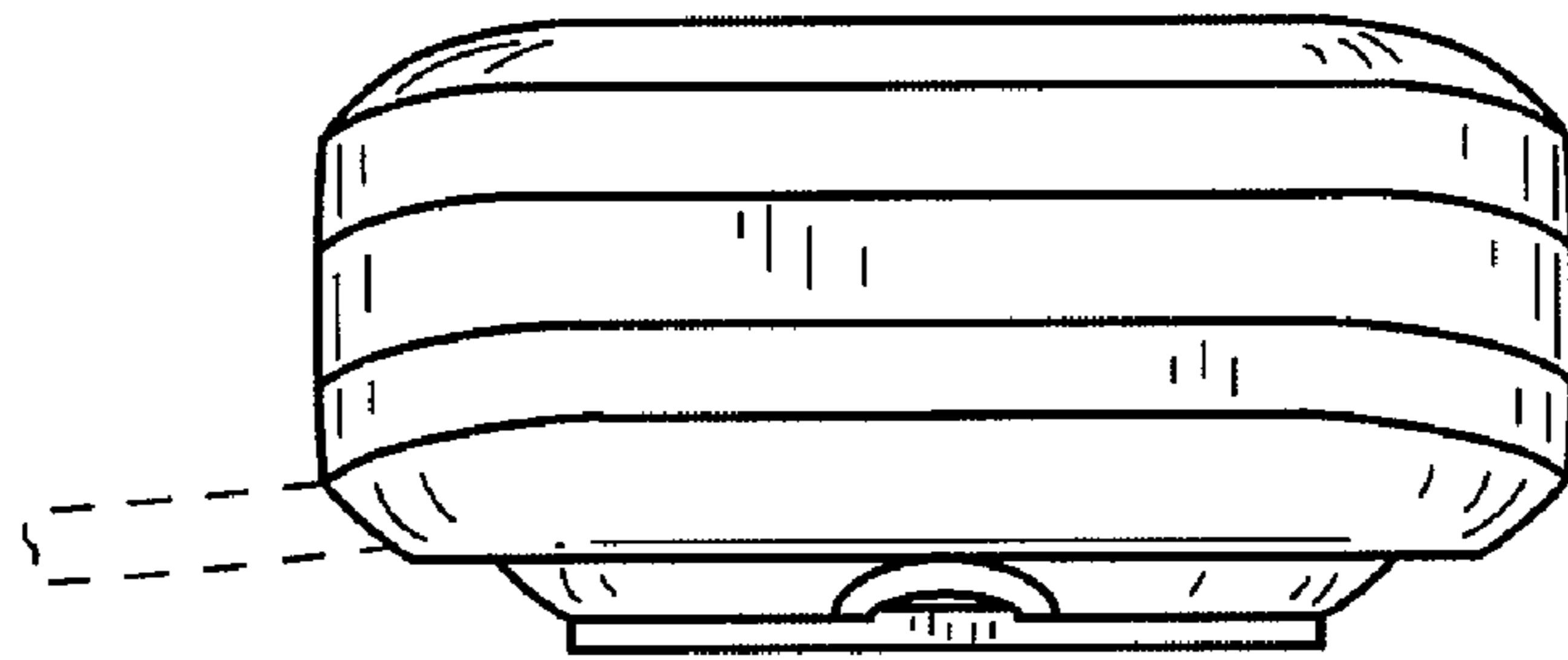


FIGURE 13

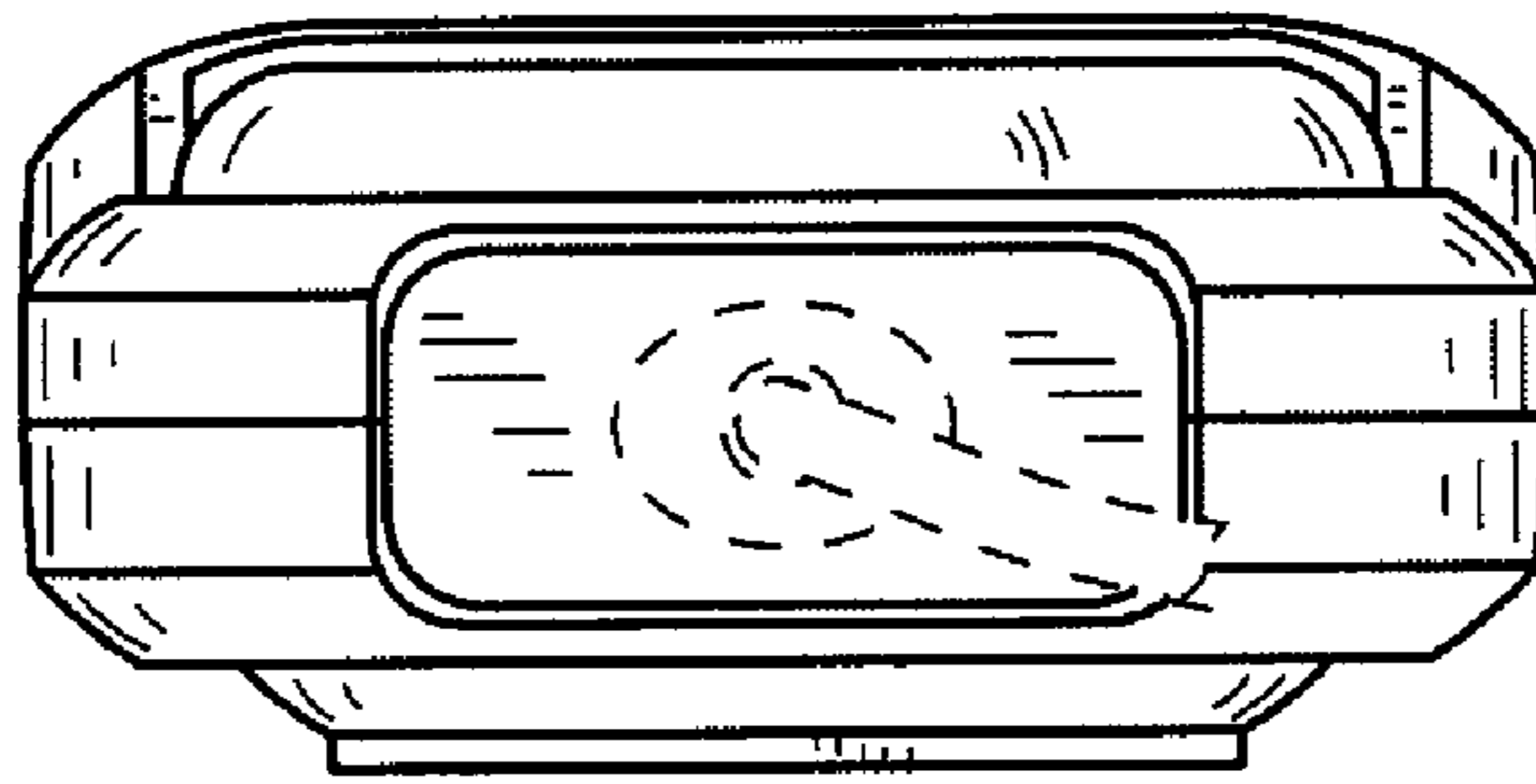


FIGURE 14