



US00D609810S

(12) **United States Design Patent**  
**Cote et al.**

(10) **Patent No.:** **US D609,810 S**  
(45) **Date of Patent:** **\*\* Feb. 9, 2010**

(54) **SURGICAL BLADE TIP ADAPTOR**

2005/0119680 A1\* 6/2005 Dykes ..... 606/167

(75) Inventors: **Dana Cote**, Boxford, MA (US); **Robert DeMarinis**, North Attleboro, MA (US); **Gregory P. Halloran**, Grafton, MA (US)

\* cited by examiner

*Primary Examiner*—Ian Simmons  
*Assistant Examiner*—Wan Laymon

(73) Assignee: **Becton, Dickinson and Company**, Franklin Lakes, NJ (US)

(74) *Attorney, Agent, or Firm*—Hoffmann & Baron, LLP

(\*\*) Term: **14 Years**

(57) **CLAIM**

(21) Appl. No.: **29/334,876**

The ornamental design for a surgical blade tip adaptor, as shown and described.

(22) Filed: **Apr. 3, 2009**

**DESCRIPTION**

(51) **LOC (9) Cl.** ..... **24-02**

FIG. 1 is a top perspective view of a surgical blade tip adaptor;

(52) **U.S. Cl.** ..... **D24/146**; D24/133; D24/147

FIG. 2 is a top plan view thereof, the bottom plan view being identical thereto;

(58) **Field of Classification Search** ..... D24/133, D24/146–147, 130; D19/55; 30/162, 329; 606/167, 170, 172; D8/98–100, 103, 107

FIG. 3 is a left elevational view thereof, the right elevational view being identical thereto;

See application file for complete search history.

FIG. 4 is a front elevational view thereof; and,

(56) **References Cited**

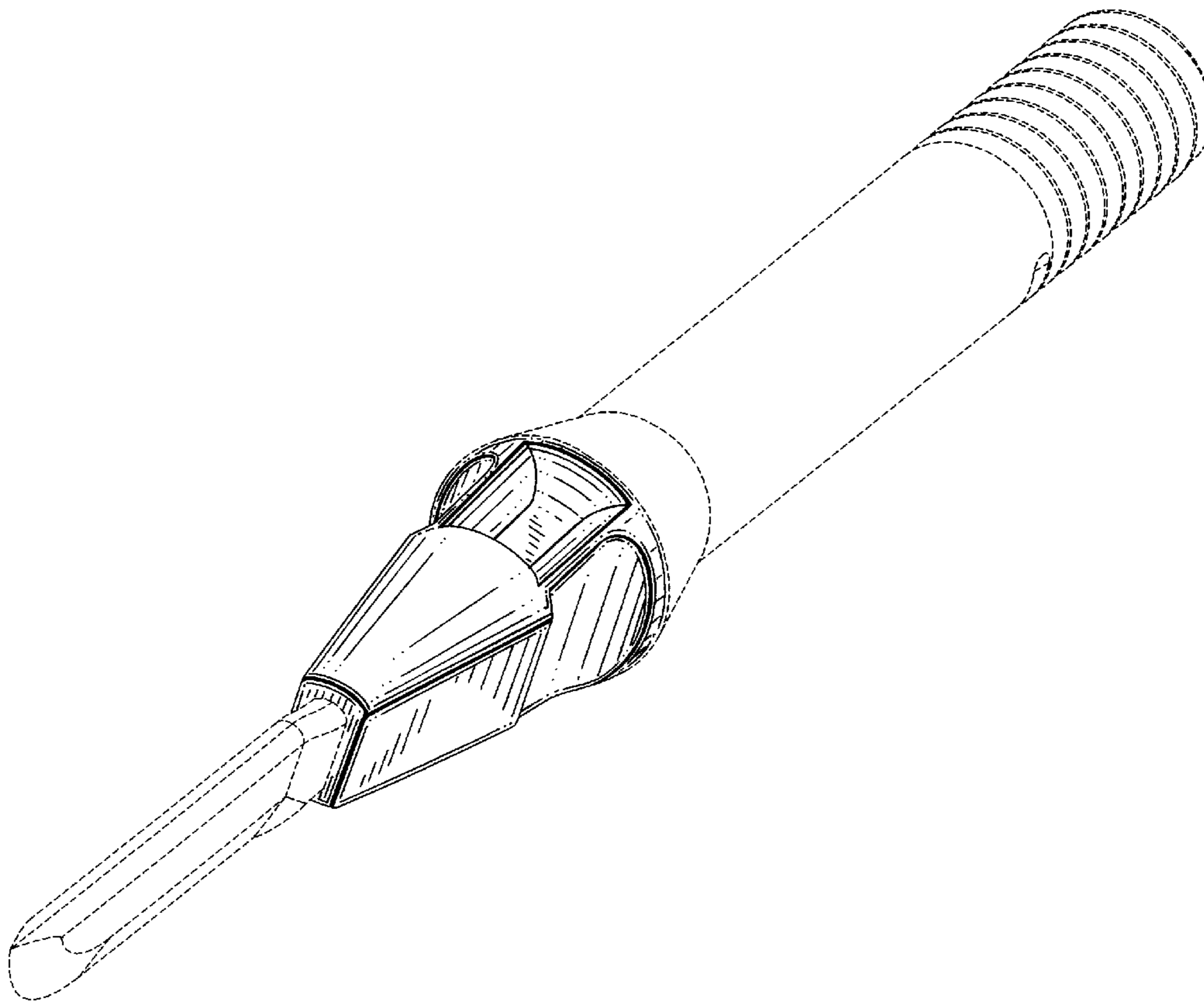
FIG. 5 is a rear elevational view thereof.

**U.S. PATENT DOCUMENTS**

The even broken line showing portions of a surgical blade tip adaptor is included for the purpose of illustrating environmental structure and forms no part of the claimed design. The dash-dot lines indicate boundaries of the claimed design, and for no part thereof.

4,569,133	A *	2/1986	Schmidt	.....	606/172
5,342,379	A *	8/1994	Volinsky	.....	606/167
5,431,672	A *	7/1995	Cote et al.	.....	606/167
D484,243	S *	12/2003	Ryan et al.	.....	D24/146
6,884,240	B1 *	4/2005	Dykes	.....	606/1
D589,618	S *	3/2009	Hasebe	.....	D24/147

**1 Claim, 2 Drawing Sheets**



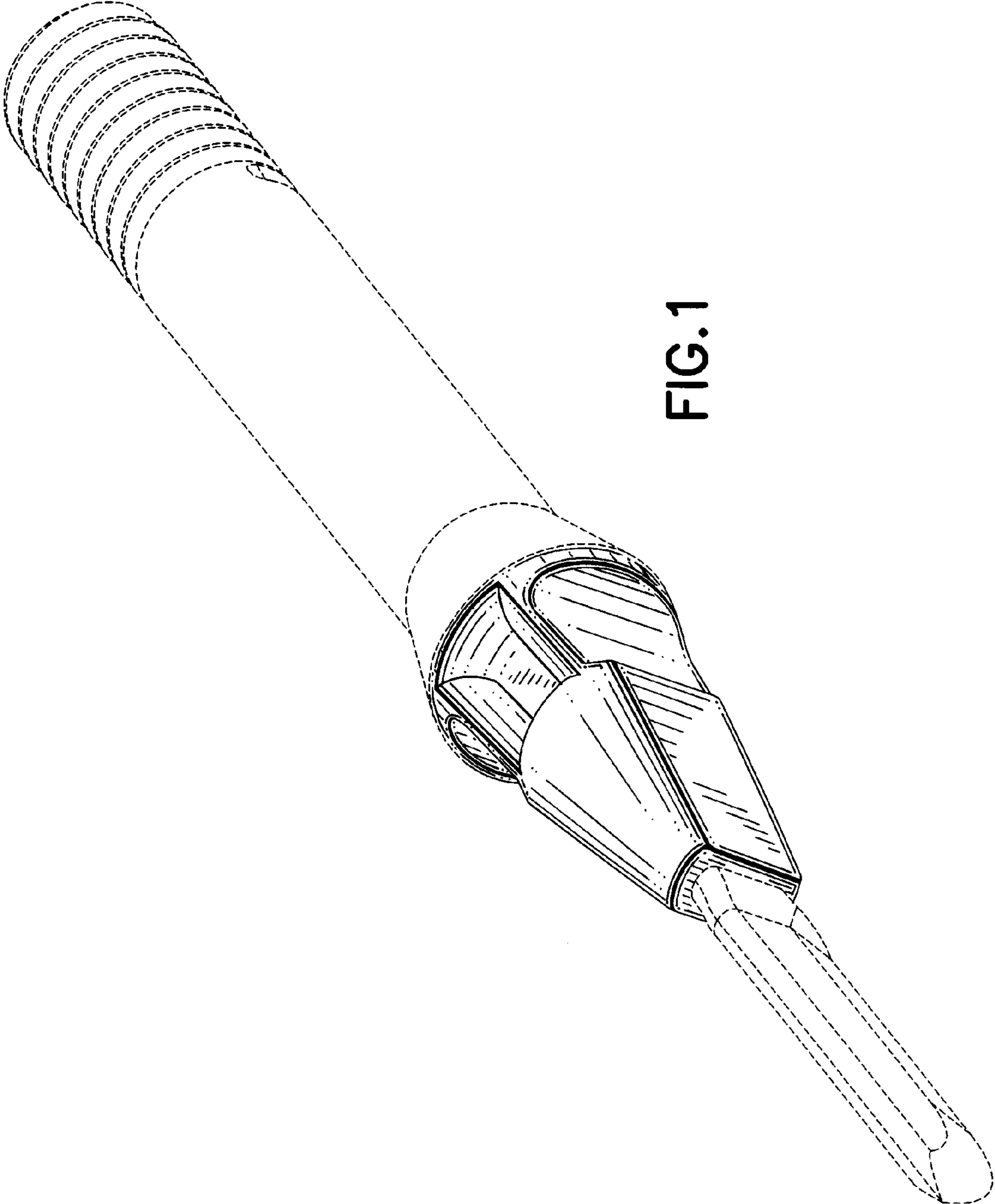


FIG. 1

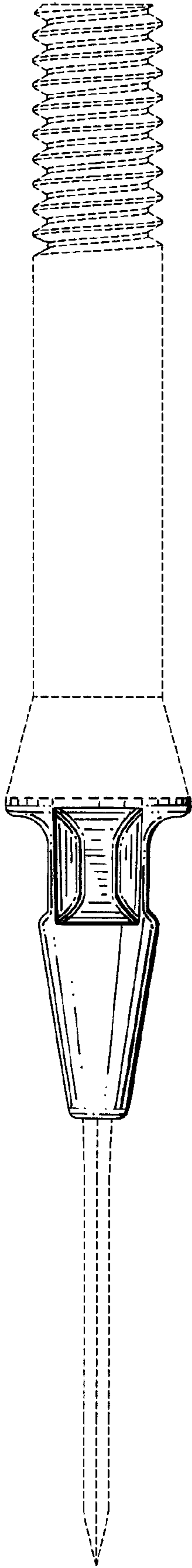


FIG. 2

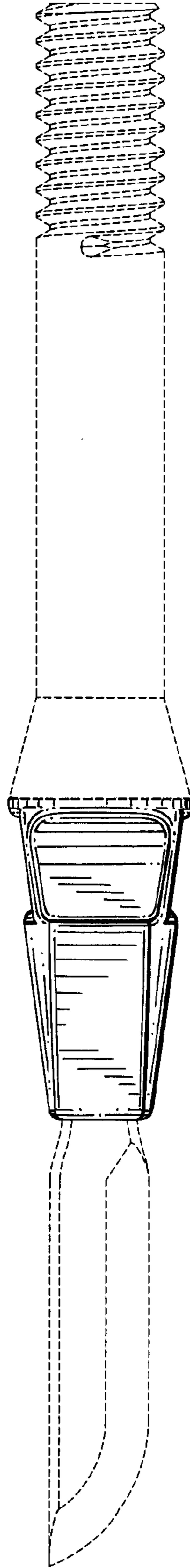


FIG. 3

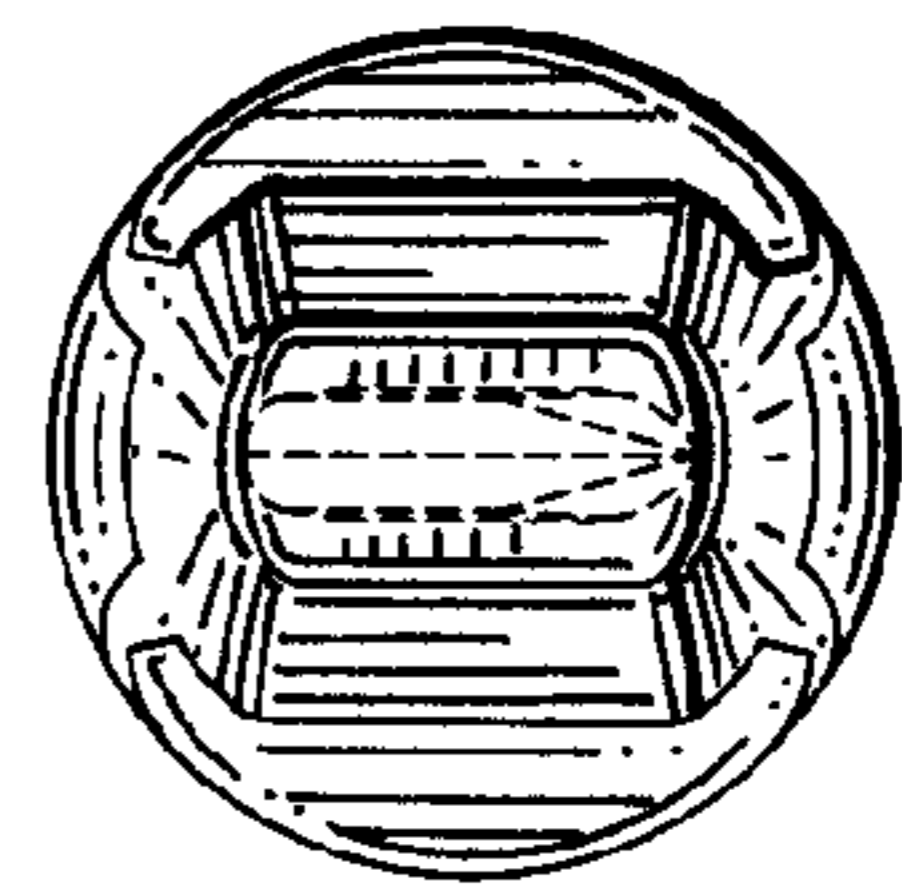


FIG. 4

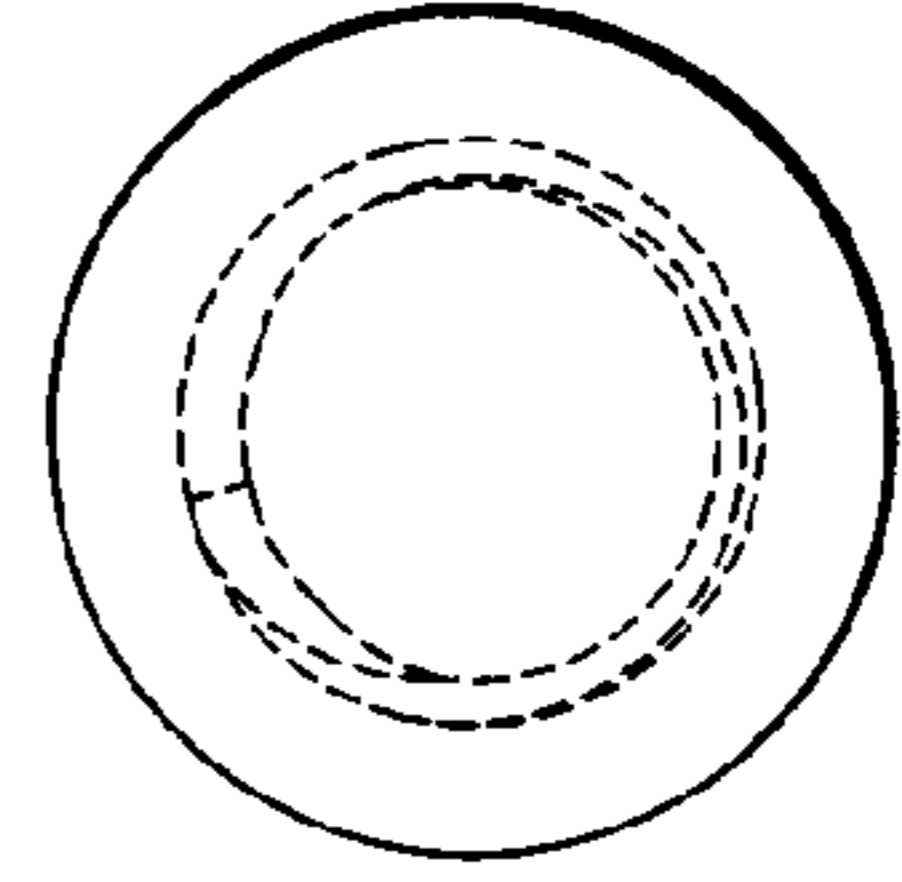


FIG. 5