



US00D609805S

(12) **United States Design Patent**
Moravek et al.

(10) **Patent No.:** **US D609,805 S**
(45) **Date of Patent:** **** Feb. 9, 2010**

(54) **UNDERPANTS WITH PAD**

(75) Inventors: **Zdenek Moravek**, Sv. Cecha 678,
Jaromer 1 (CZ) 55101; **Libor Slezak**,
Jaromer 1 (CZ); **Demir Kolev Ivanov**,
Dobrich (BG)

(73) Assignee: **Zdenek Moravek (CZ)**

(**) Term: **14 Years**

(21) Appl. No.: **29/332,101**

(22) Filed: **Feb. 9, 2009**

(30) **Foreign Application Priority Data**

Aug. 8, 2008 (CZ) 2008-37513

(51) **LOC (9) Cl.** **24-04**

(52) **U.S. Cl.** **D24/126**

(58) **Field of Classification Search** D24/124–126;
604/358–361, 378, 384, 385.01, 385.02
See application file for complete search history.

(56) **References Cited**

U.S. PATENT DOCUMENTS

- 2,866,459 A * 12/1958 Sobelson 604/377
- 5,830,203 A * 11/1998 Suzuki et al. 604/385.19
- D442,279 S * 5/2001 Ruman et al. D24/126
- D449,885 S * 10/2001 Popp et al. D24/126
- 6,369,291 B1 * 4/2002 Uchimoto et al. 604/367
- D468,427 S * 1/2003 Carr et al. D24/126
- D470,236 S * 2/2003 Carr et al. D24/126
- D514,223 S * 1/2006 Hermansson et al. D24/126
- 7,255,688 B2 * 8/2007 Sasaki et al. 604/396

- D574,489 S * 8/2008 Kawakami et al. D24/126
- D583,936 S * 12/2008 Sasayama et al. D24/126
- 2008/0221543 A1 * 9/2008 Wilkes et al. 604/385.01
- 2009/0182298 A1 * 7/2009 Kumasaka 604/385.23

* cited by examiner

Primary Examiner—T. Chase Nelson

Assistant Examiner—Michelle E Wilson

(74) *Attorney, Agent, or Firm*—Ostrolenk Faber LLP

(57) **CLAIM**

The ornamental design for underpants with pad, as shown and described.

DESCRIPTION

FIG. 1 is bottom, outside view of underpants with pad showing our new design;

FIG. 2 is a top, inside view thereof;

FIG. 3 is a side view thereof, the opposite side view being a mirror image;

FIG. 4 is a top view thereof;

FIG. 5 is a bottom view thereof;

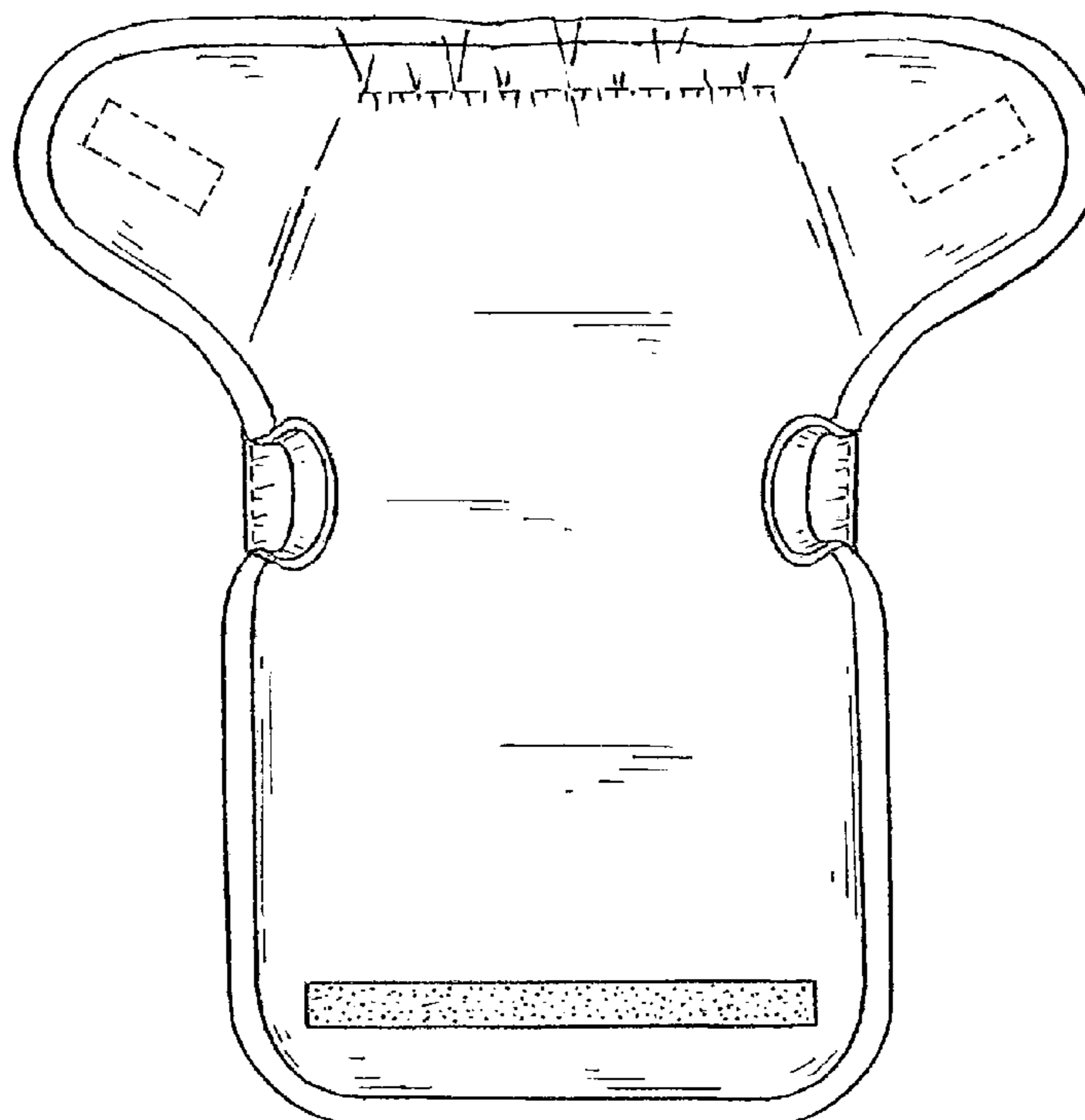
FIG. 6 is a cross-sectional view along the line 6—6 in FIG. 2;

FIG. 7 is a bottom and exploded view thereof, with the pad separate from the underpants; and,

FIG. 8 is a view thereof in use.

Material shown in broken lines in FIGS. 1, 2, 3 and 7 illustrate elements visible on opposite sides of the respective Figure. In FIG. 8, the broken lines illustrate environmental material and form no part of the present design.

1 Claim, 5 Drawing Sheets



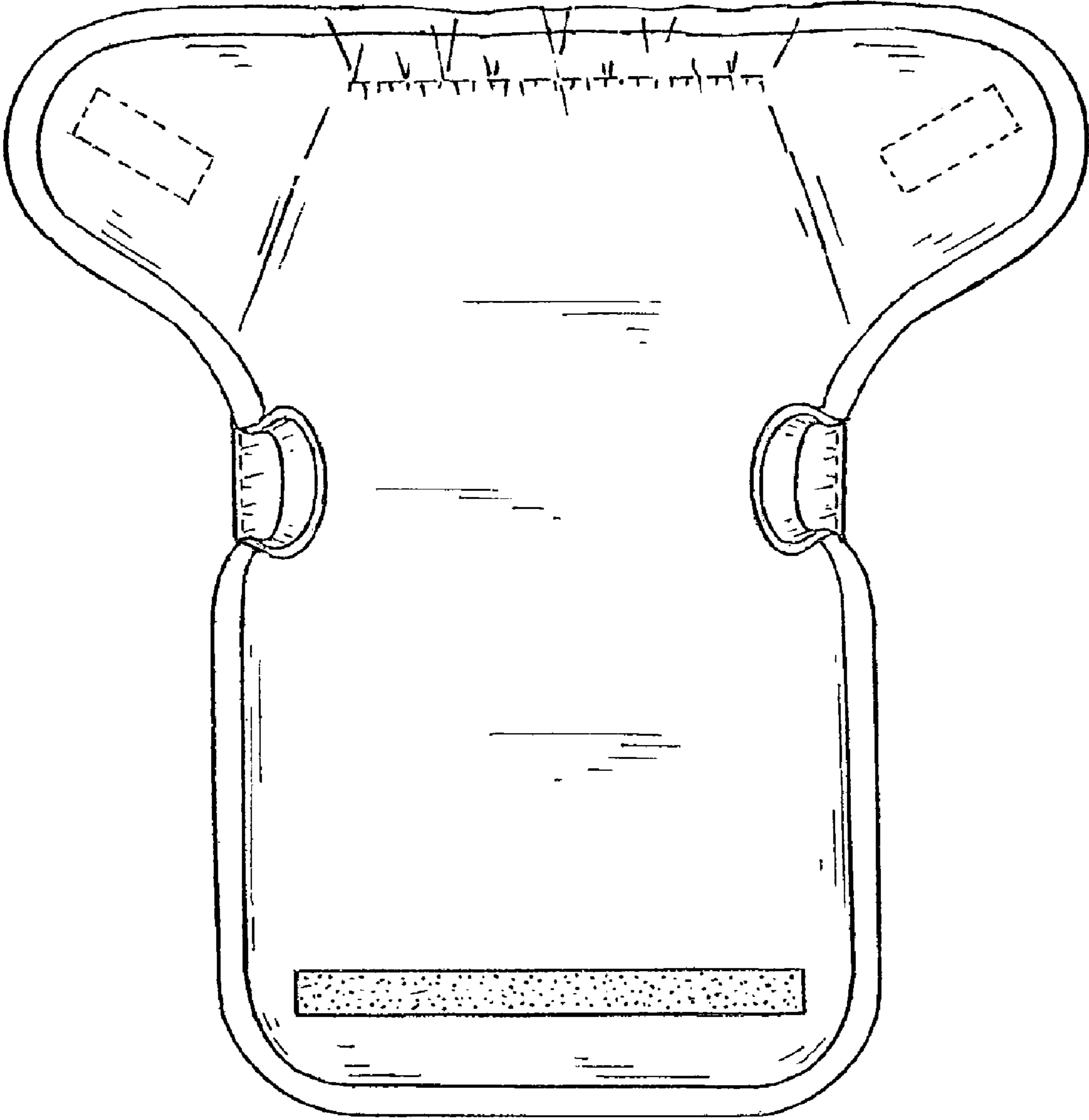


FIG. 1

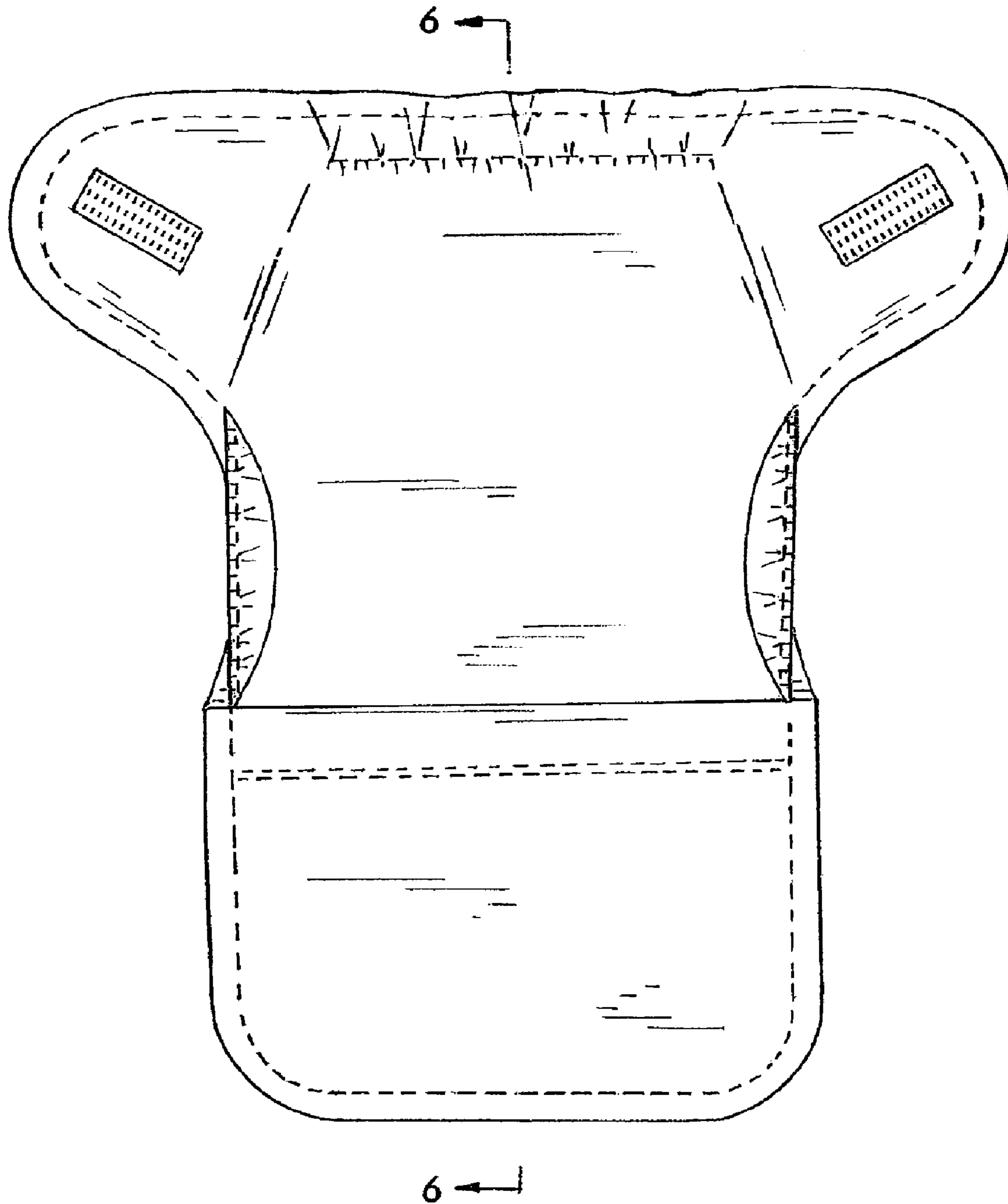


FIG. 2



FIG. 3



FIG. 6




FIG. 4




FIG. 5

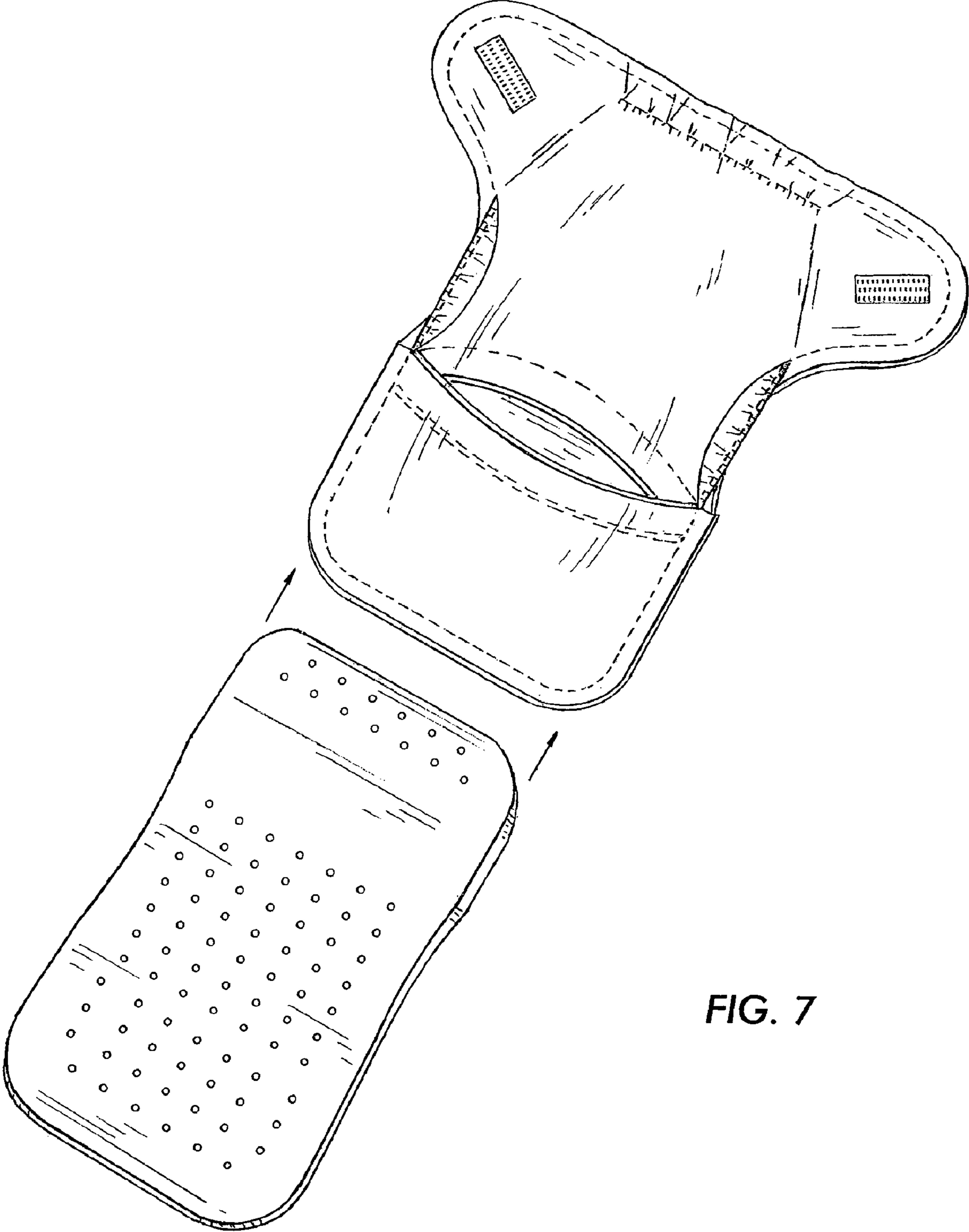


FIG. 7

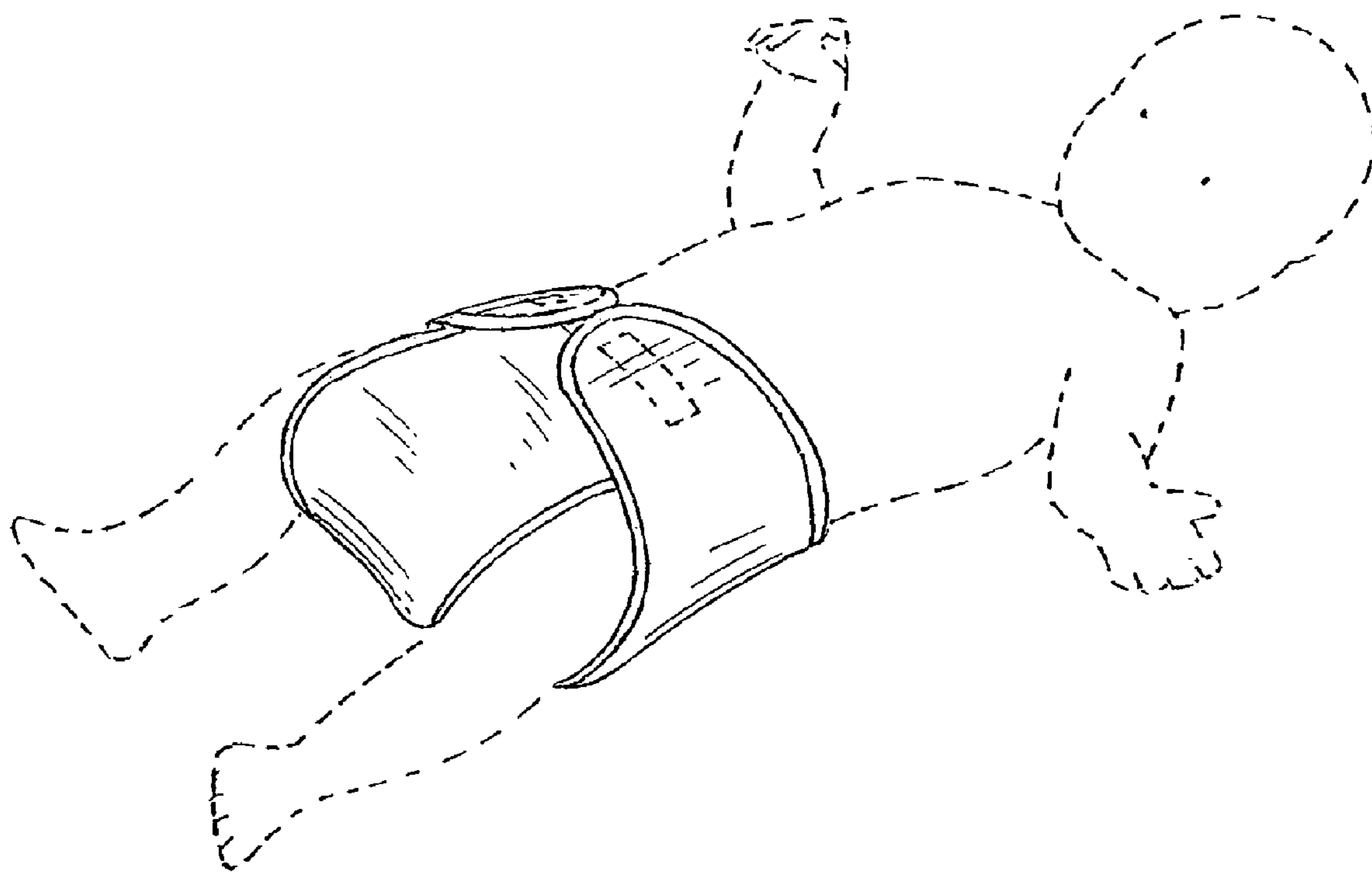


FIG. 8