



US00D609796S

(12) **United States Design Patent**
Yeung

(10) **Patent No.:** **US D609,796 S**

(45) **Date of Patent:** **** Feb. 9, 2010**

(54) **HEATER**

(75) Inventor: **Wing Yiu Yeung**, Hong Kong (HK)

(73) Assignee: **Advanced Materials Enterprises Company Limited**, Hong Kong (HK)

(**) Term: **14 Years**

(21) Appl. No.: **29/330,251**

(22) Filed: **Jan. 2, 2009**

(30) **Foreign Application Priority Data**

Jul. 14, 2008 (HK) 0801805

(51) **LOC (9) Cl.** **23-03**

(52) **U.S. Cl.** **D23/332**

(58) **Field of Classification Search** D23/317,
D23/314, 332, 333, 334, 335, 337, 342, 351,
D23/355, 378, 370, 381, 364, 336, 341; 416/244 R,
416/247 R, 53.1-53.3; 392/365, 367
See application file for complete search history.

(56) **References Cited**

U.S. PATENT DOCUMENTS

D325,962 S * 5/1992 Dubin et al. D23/335

D345,785 S * 4/1994 Saito et al. D23/351

D345,786 S * 4/1994 Saito et al. D23/351

D380,255 S * 6/1997 Aihara et al. D23/351

D532,881 S * 11/2006 Ching D23/335

* cited by examiner

Primary Examiner—T. Chase Nelson

Assistant Examiner—Ania K Dworzecka

(57) **CLAIM**

The ornamental design for a heater, as shown and described.

DESCRIPTION

FIG. 1 is a front elevation view of the heater;

FIG. 2 is a back elevation view of the heater;

FIG. 3 is a right elevation view of the heater;

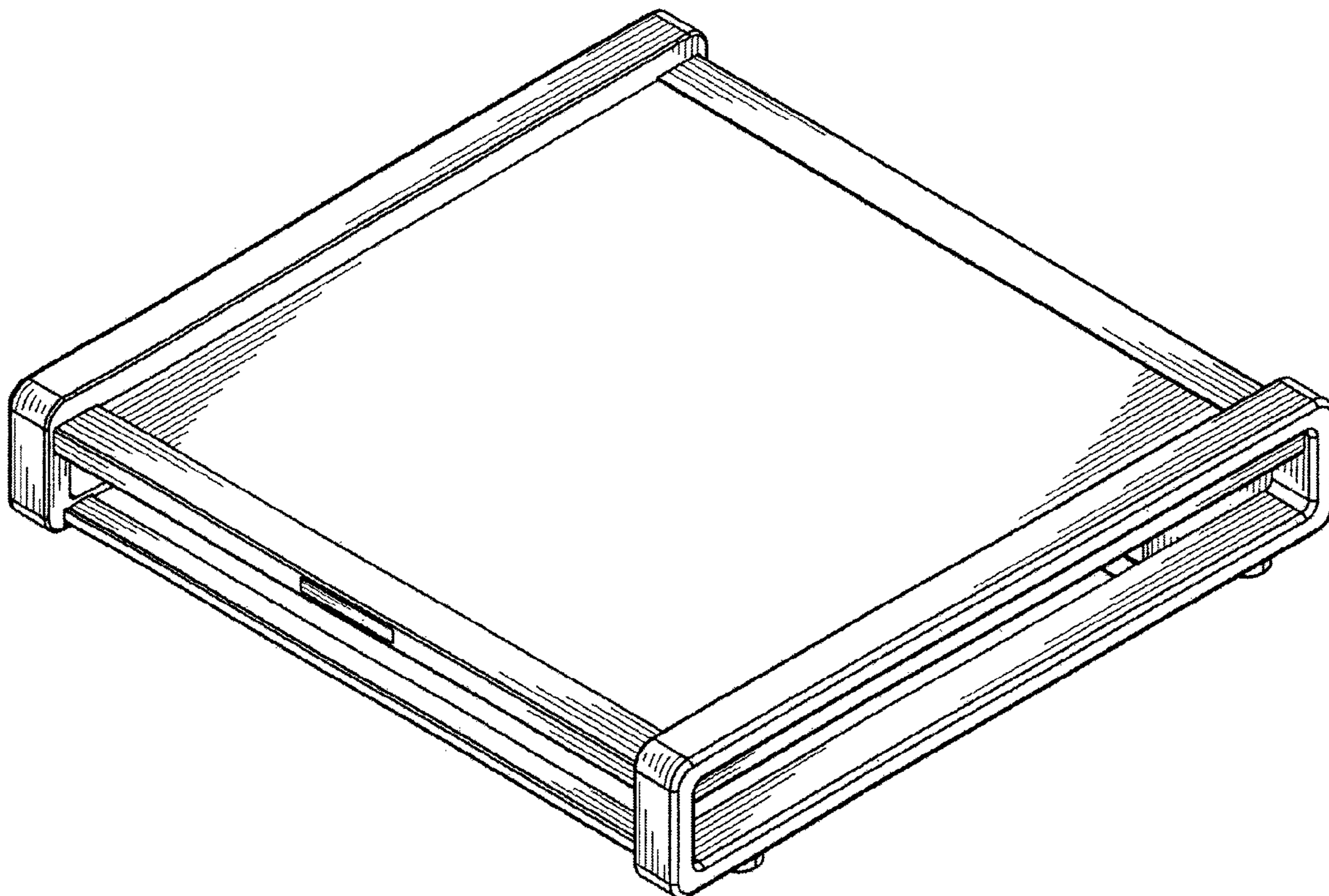
FIG. 4 is a left elevation view of the heater;

FIG. 5 is a top elevation view of the heater; and,

FIG. 6 is a top perspective view of the heater.

The broken line portions of the drawings depict environmental structure that forms no part of the claimed design.

1 Claim, 6 Drawing Sheets



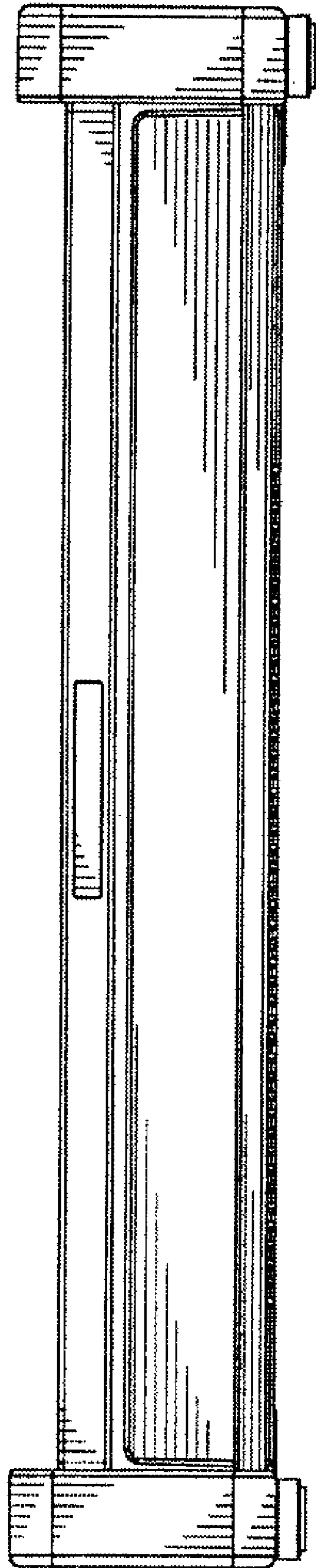


Figure 1

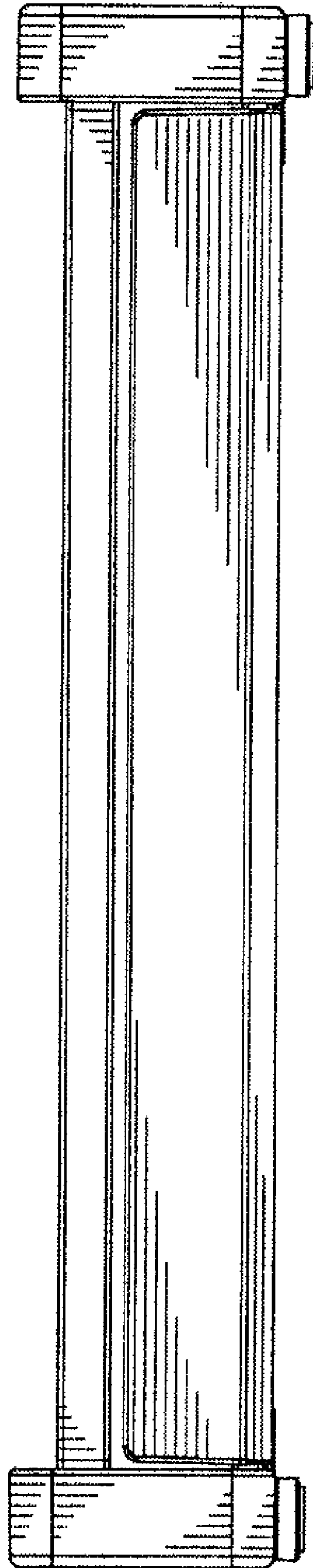


Figure 2

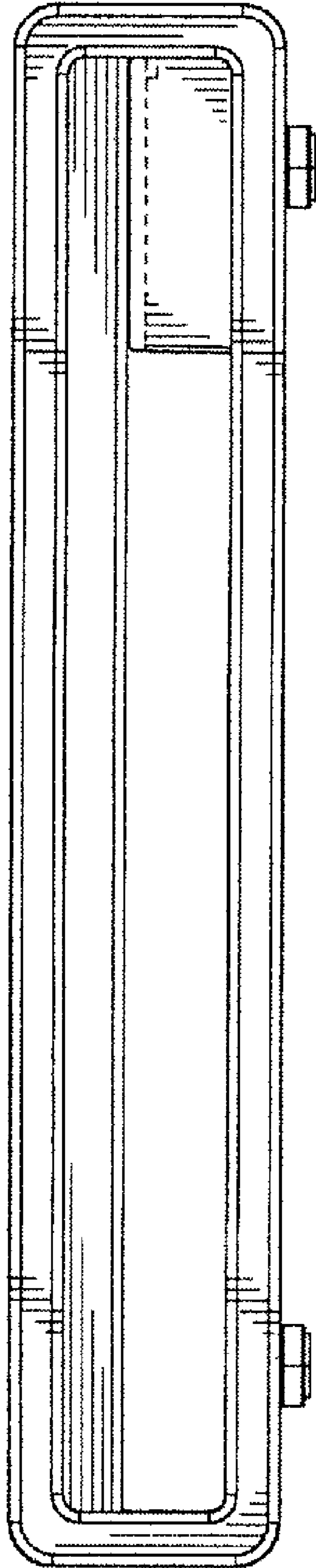


Figure 3




Figure 4




Figure 5

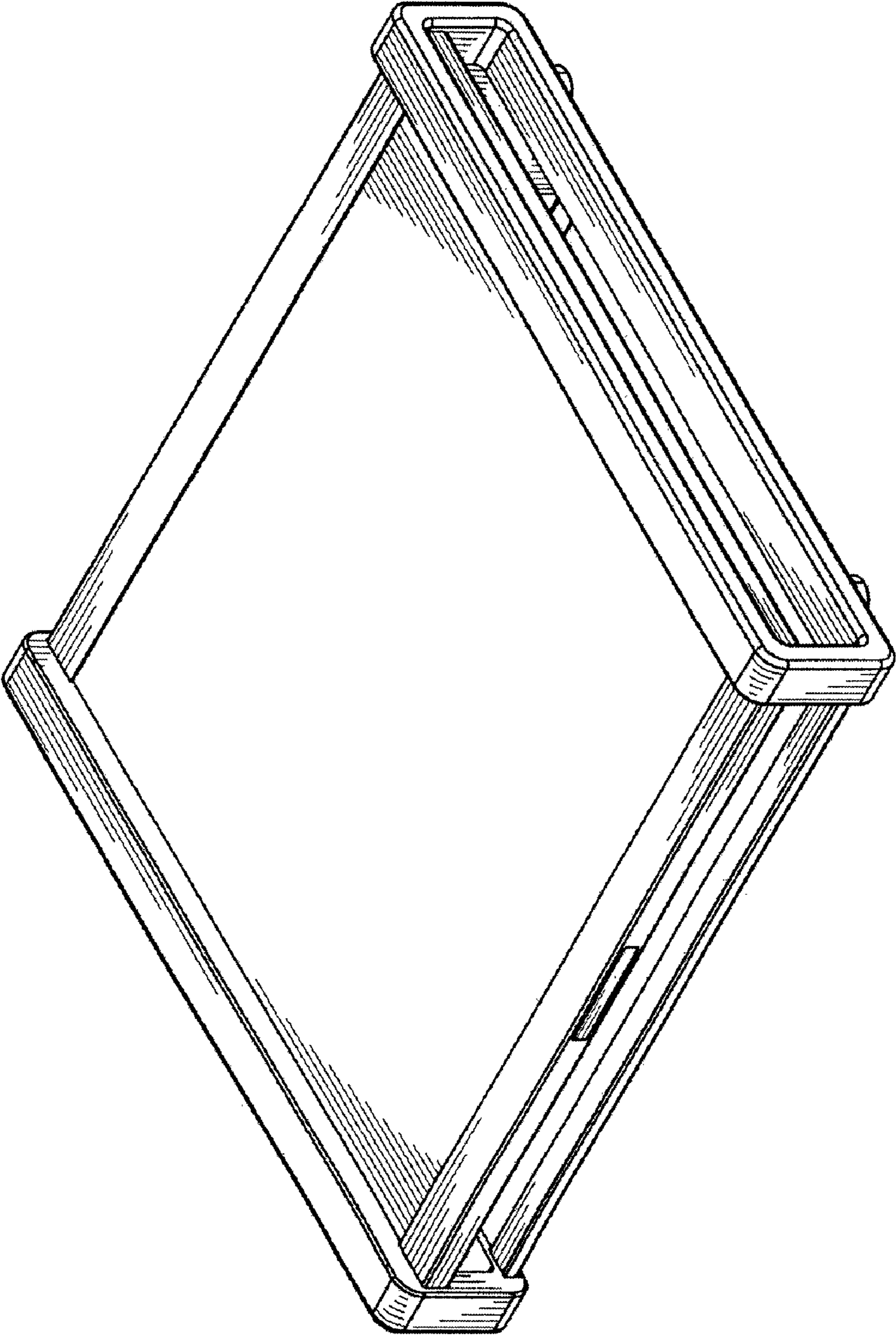


Figure 6