



US00D609779S

(12) **United States Design Patent**
Miyazoe

(10) **Patent No.:** **US D609,779 S**

(45) **Date of Patent:** **** Feb. 9, 2010**

(54) **ELECTROMAGNETIC VALVE COVER**

(75) Inventor: **Shinji Miyazoe**, Tsukubamirai (JP)

(73) Assignee: **SMC Corporation**, Chiyoda-ku, Tokyo (JP)

(**) Term: **14 Years**

(21) Appl. No.: **29/293,740**

(22) Filed: **Dec. 10, 2007**

(30) **Foreign Application Priority Data**

Jun. 11, 2007 (JP) 2007-015452

(51) **LOC (9) Cl.** **23-01**

(52) **U.S. Cl.** **D23/233**

(58) **Field of Classification Search** D23/233-237,
D23/244-249; D15/5, 7, 199; 137/554,
137/557, 560, 882, 884, 269, 271, 343, 625.64;
251/596.13, 596.16, 331, 219, 15, 130, 129.04
See application file for complete search history.

(56) **References Cited**

U.S. PATENT DOCUMENTS

D414,545	S	*	9/1999	Hayashi et al.	D23/233
D424,166	S	*	5/2000	Hayashi et al.	D23/233
D428,111	S	*	7/2000	Hayashi et al.	D23/233
D479,308	S	*	9/2003	Hayashi et al.	D23/233
D479,738	S	*	9/2003	Hayashi et al.	D23/233
D532,865	S	*	11/2006	Miyazoe et al.	D23/233
D533,628	S	*	12/2006	Miyazoe et al.	D23/233

D545,945	S	*	7/2007	Miyazoe	D23/233
D563,507	S	*	3/2008	Kato et al.	D23/233
D563,514	S	*	3/2008	Mita et al.	D23/233
D563,516	S	*	3/2008	Mita et al.	D23/233
D564,631	S	*	3/2008	Miyazoe et al.	D23/233

* cited by examiner

Primary Examiner—Joel A. Sincavage

Assistant Examiner—Maurice Stevens

(74) *Attorney, Agent, or Firm*—Yokoi & Co., U.S.A., Inc.;
Peter Ganjian

(57) **CLAIM**

The ornamental design for an electromagnetic valve cover, as shown and described.

DESCRIPTION

FIG. 1 shows a front view of an electromagnetic valve cover showing my new design;

FIG. 2 shows a top view thereof;

FIG. 3 shows a bottom view thereof;

FIG. 4 shows a left side view thereof;

FIG. 5 shows a right side view thereof;

FIG. 6 shows a cross-sectional side view thereof;

FIG. 7 shows a top, front and left side perspective view thereof; and,

FIG. 8 shows a bottom, rear and right side perspective view thereof.

1 Claim, 4 Drawing Sheets

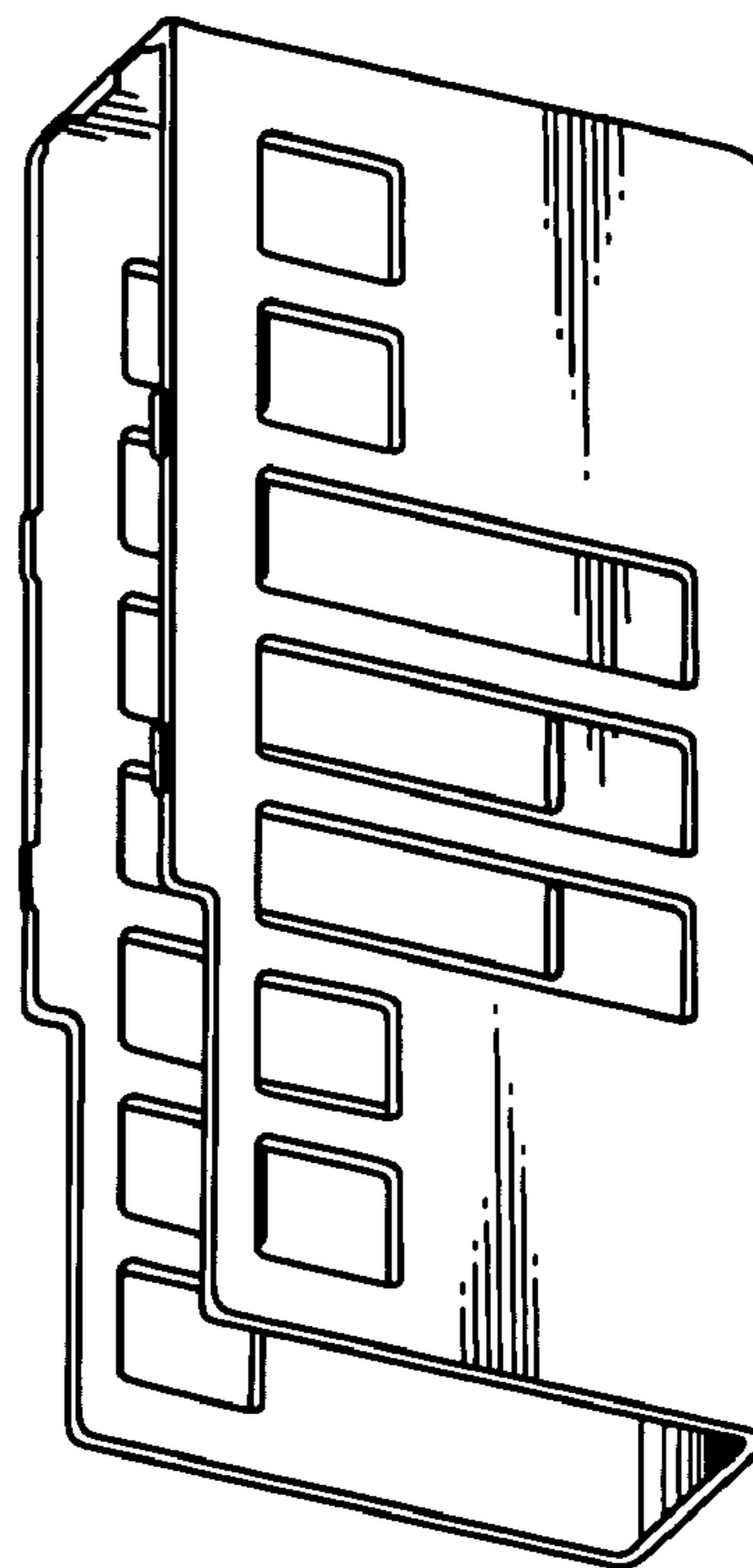
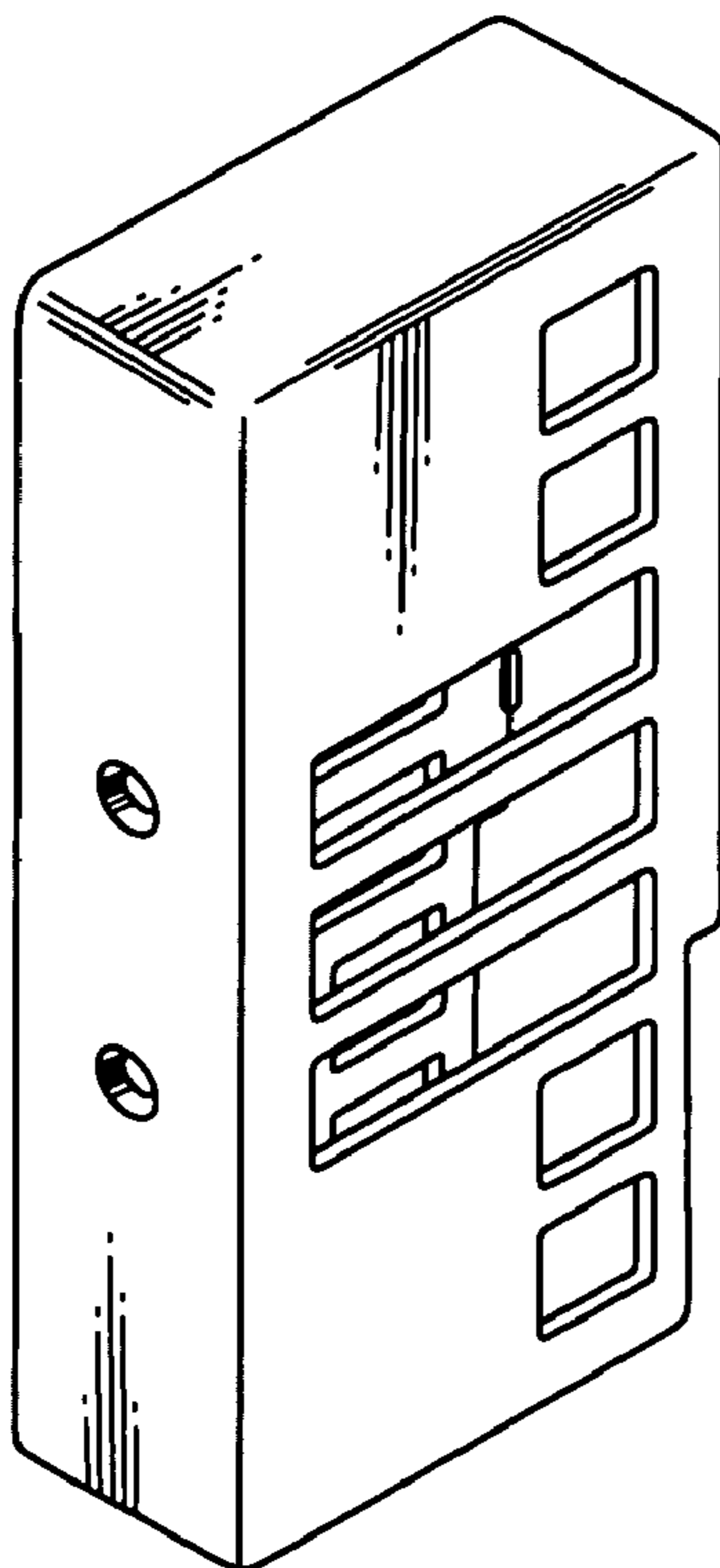


FIG. 1

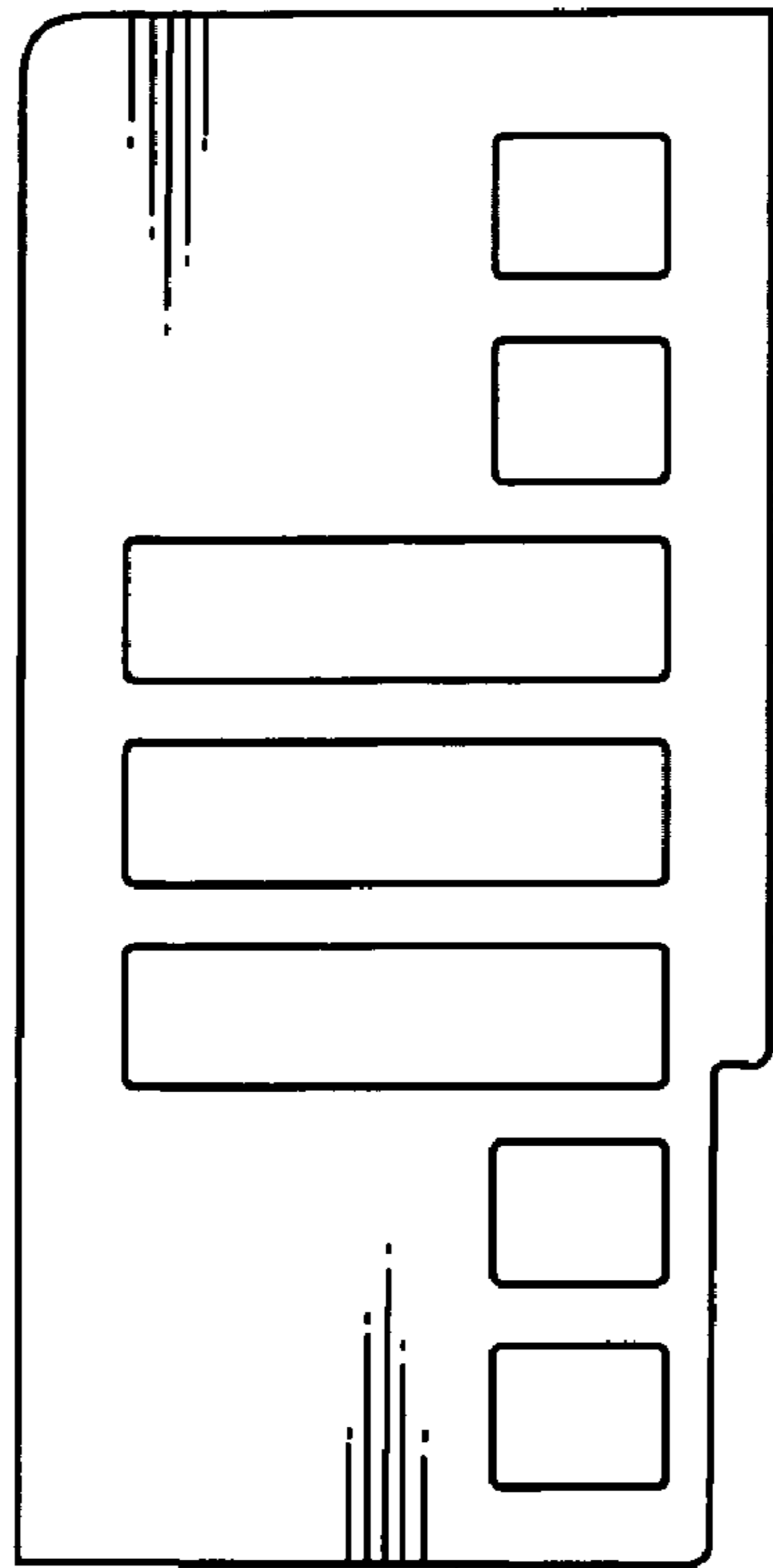


FIG. 2




FIG. 3




FIG. 4

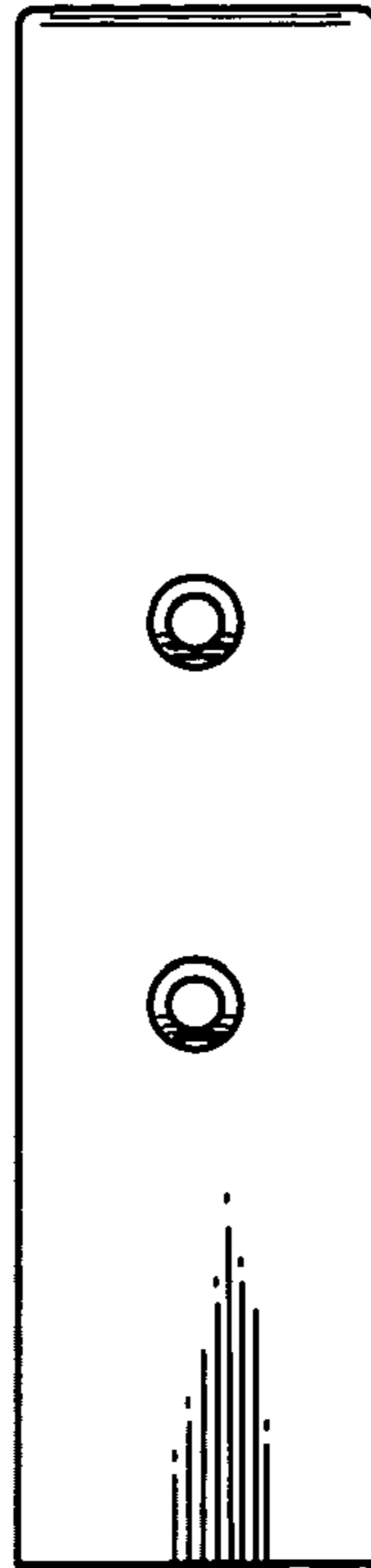


FIG. 5

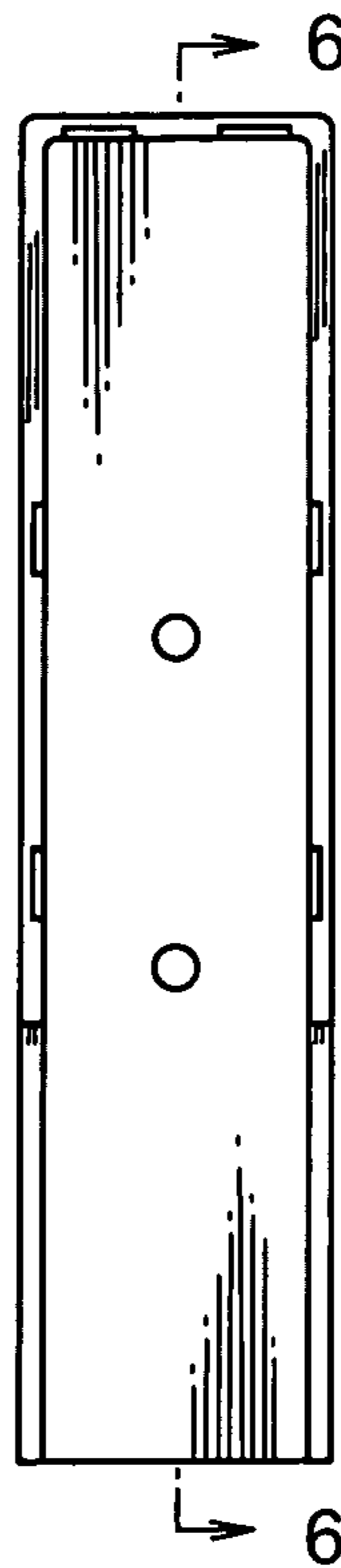


FIG. 6

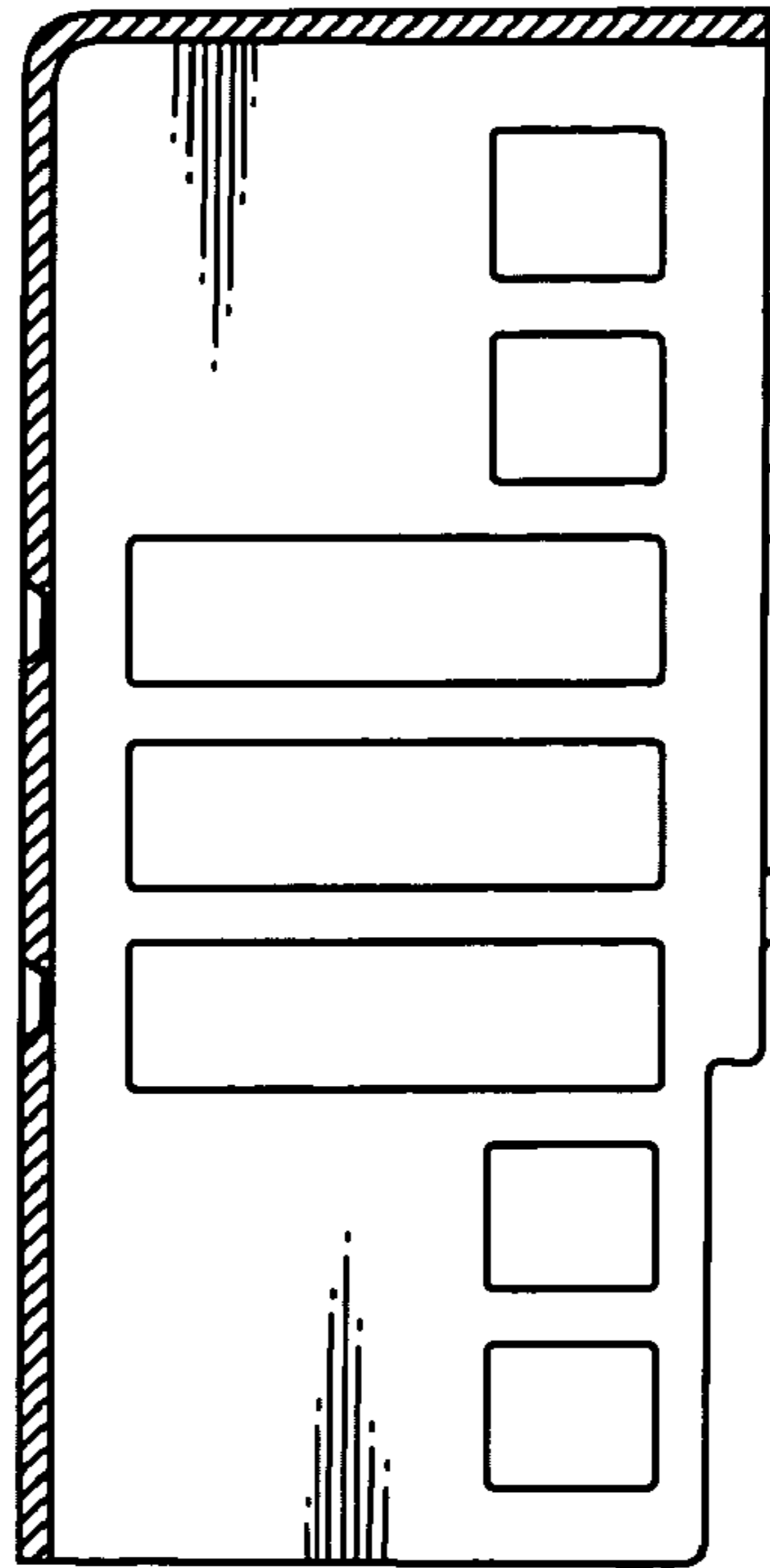


FIG. 7

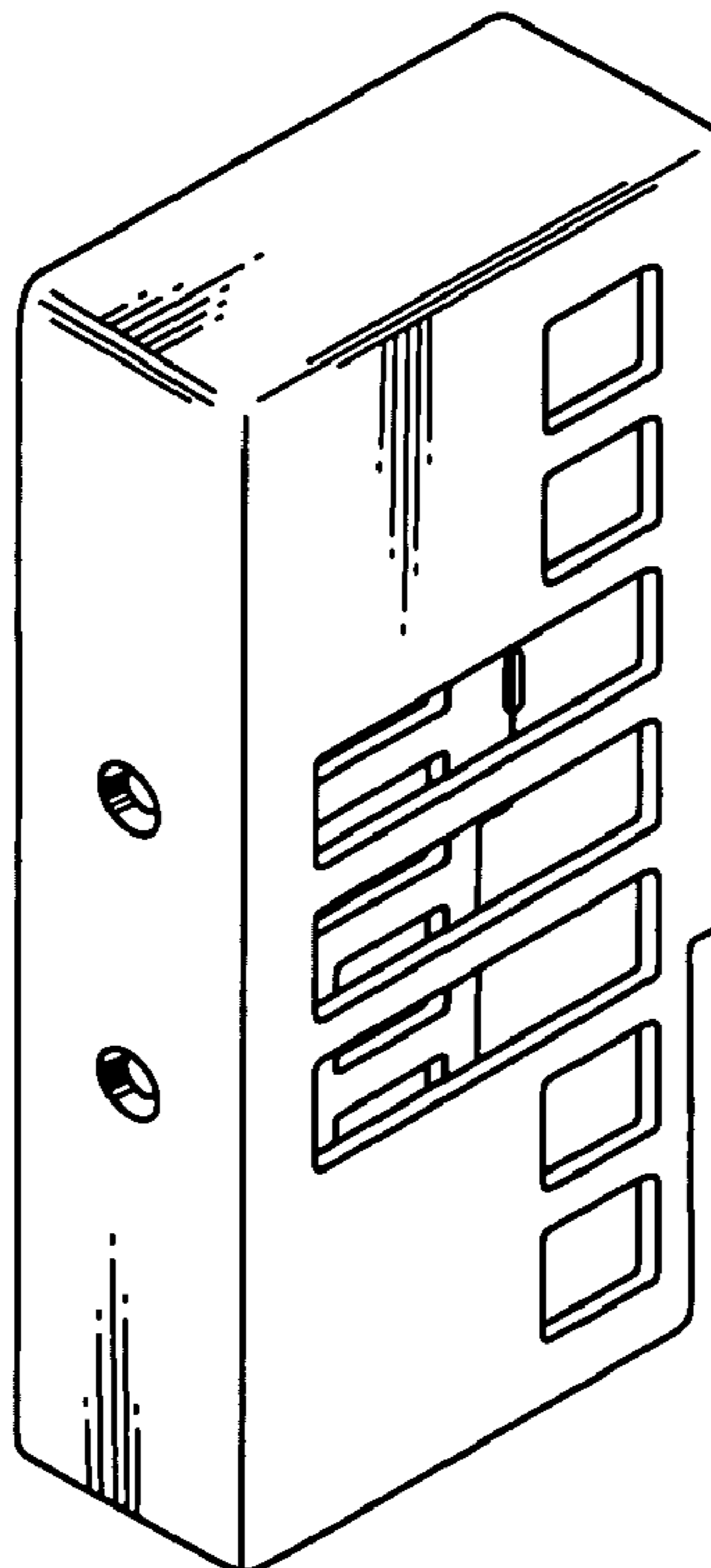


FIG. 8

