

US00D609775S

(12) **United States Design Patent**
Zukor

(10) **Patent No.:** **US D609,775 S**

(45) **Date of Patent:** **** Feb. 9, 2010**

(54) **CYLINDRICAL CAGE FOR A FILTER**

(75) **Inventor:** **Ken Zukor**, Havre de Grace, MD (US)

(73) **Assignee:** **Gore Enterprise Holdings, Inc.**,
Newark, DE (US)

(**) **Term:** **14 Years**

(21) **Appl. No.:** **29/303,286**

(22) **Filed:** **Feb. 5, 2008**

(51) **LOC (9) Cl.** **23-01**

(52) **U.S. Cl.** **D23/209**

(58) **Field of Classification Search** D23/207,
D23/209, 365; 210/497.01, 499, 232; 55/498
See application file for complete search history.

(56) **References Cited**

U.S. PATENT DOCUMENTS

D320,062 S * 9/1991 Meissner D23/209
5,290,457 A * 3/1994 Karbachsch et al. 210/792
D421,649 S * 3/2000 Cappuyns D23/365

D463,524 S * 9/2002 Ellis et al. D23/209
D471,623 S * 3/2003 Gieseke et al. D23/365
D475,129 S * 5/2003 Ward et al. D23/365
D499,177 S * 11/2004 Kosmider et al. D23/365
7,416,663 B2 * 8/2008 Kott et al. 210/232

* cited by examiner

Primary Examiner—Robin V Webster

(74) *Attorney, Agent, or Firm*—Richard W. Ellis

(57) **CLAIM**

The ornamental design for a cylindrical cage for a filter, as shown and described.

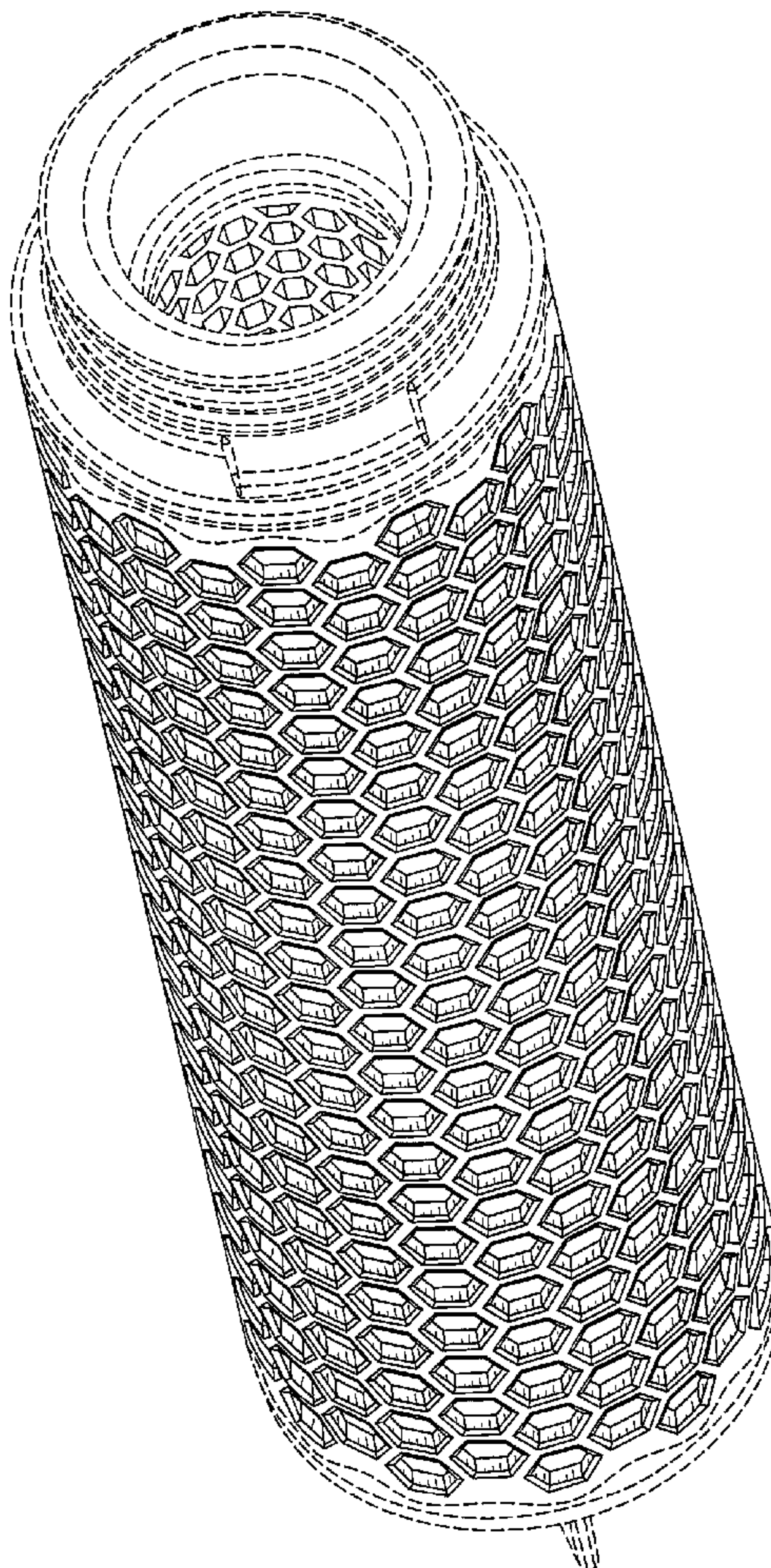
DESCRIPTION

FIG. 1 is a perspective view of a cylindrical cage for a filter showing my new design; and,

FIG. 2 is a side elevational view.

The broken line showing is included for the purpose of illustrating and forms no part of the claimed design.

1 Claim, 2 Drawing Sheets



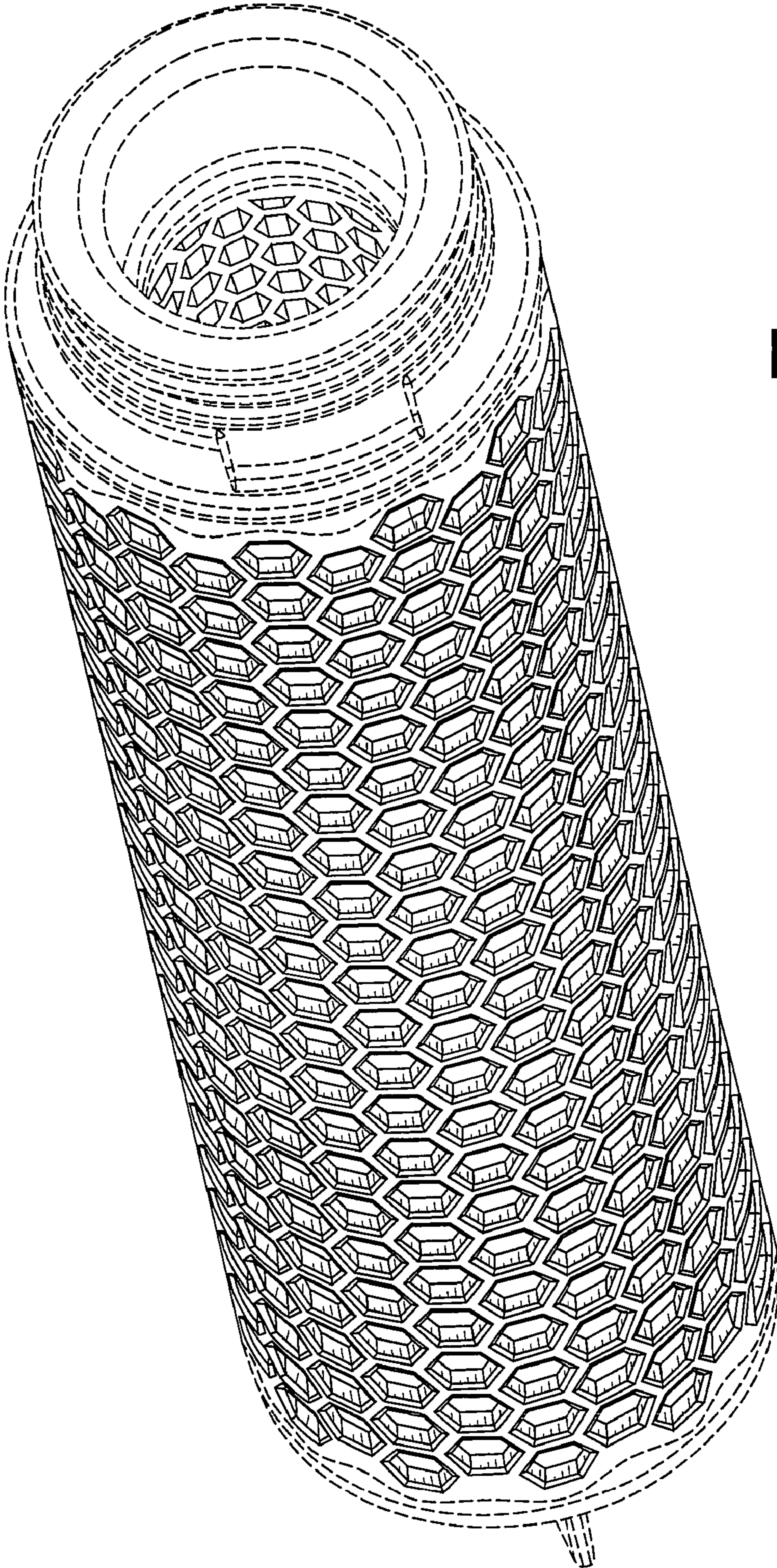


FIG. 1




FIG. 2