



US00D609748S

(12) **United States Design Patent**
Achzet et al.

(10) **Patent No.:** **US D609,748 S**

(45) **Date of Patent:** **** Feb. 9, 2010**

(54) **GRIP FOR A WRITING INSTRUMENT**

D534,955 S * 1/2007 Huxiong D19/50

D538,343 S * 3/2007 Morton et al. D19/50

D541,860 S * 5/2007 Kung D19/50

(75) Inventors: **Joseph E. Achzet**, Gloversville, NY
(US); **Margaret E. Enzien**,
Mechanicville, NY (US)

(Continued)

(73) Assignee: **Holland USA, Inc.**, North Mankato, MN
(US)

FOREIGN PATENT DOCUMENTS

EM 001065585-0006 * 2/2009

(**) Term: **14 Years**

(Continued)

(21) Appl. No.: **29/323,264**

(22) Filed: **Aug. 21, 2008**

Primary Examiner—Elizabeth A Albert

Assistant Examiner—Karen E Eldridge Powers

(74) *Attorney, Agent, or Firm*—Moore & Hansen, PLLP

(51) **LOC (9) Cl.** **19-06**

(52) **U.S. Cl.** **D19/55**

(58) **Field of Classification Search** D19/35,
D19/36, 41, 42, 43, 44, 45, 46, 47, 48, 49,
D19/50, 51, 54, 55, 56, 57; 24/11 F, 11 P,
24/11 R; 401/6, 52, 99, 100, 104, 105, 106,
401/107, 108, 109, 192, 195, 221, 234; 708/107
See application file for complete search history.

(57) **CLAIM**

We claim the ornamental design for a grip for a writing instrument, as shown and described.

DESCRIPTION

FIG. 1 is a perspective view of a writing instrument showing our new design;

FIG. 2 is a front view of the same FIG. 1;

FIG. 3 is a back view of the same FIG. 1;

FIG. 4 is a right side view of the same FIG. 1, the left side view being a mirror image of the right side view;

FIG. 5 is a close up view of a section of FIG. 4;

FIG. 6 is a top view of the same FIG. 1; and,

FIG. 7 is a bottom view of the same FIG. 1.

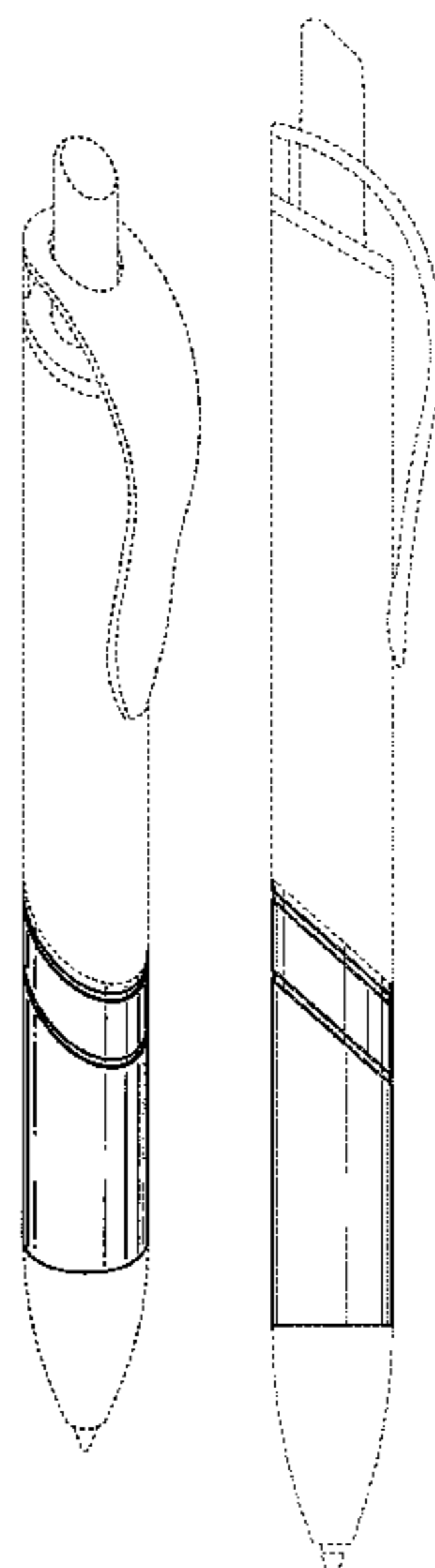
Portions of the writing instrument shown in broken lines are for illustrative purposes only, and form no part of the claimed design.

(56) **References Cited**

U.S. PATENT DOCUMENTS

2,030,025	A	*	2/1936	Davis	401/64
D189,735	S	*	2/1961	Platt	D19/50
D250,478	S	*	12/1978	Jahraus	D19/45
D324,068	S	*	2/1992	Herbst et al.	D19/50
D365,364	S	*	12/1995	Tseng	D19/50
D391,291	S	*	2/1998	Chang	D19/42
D465,238	S	*	11/2002	Qiu	D19/50
D478,125	S	*	8/2003	Chen	D19/50
D480,423	S	*	10/2003	Kung	D19/51
D487,114	S	*	2/2004	Santa Maria et al.	D19/50
D497,179	S	*	10/2004	Chen	D19/36
D502,507	S	*	3/2005	Wang	D19/50
D508,080	S	*	8/2005	Koch	D19/50
D510,104	S	*	9/2005	Qiu	D19/47
D521,555	S	*	5/2006	Santa Maria et al.	D19/50

1 Claim, 4 Drawing Sheets



US D609,748 S

Page 2

U.S. PATENT DOCUMENTS

D544,915 S * 6/2007 Santa Maria et al. D19/55
D548,281 S * 8/2007 Tien D19/50
D548,791 S * 8/2007 Santa Maria et al. D19/55
D553,680 S * 10/2007 Kusaba D19/50
D561,254 S * 2/2008 Lin D19/48
D564,027 S * 3/2008 Achzet et al. D19/55
D566,764 S * 4/2008 Kent et al. D19/50
D568,938 S * 5/2008 Achzet et al. D19/55
D570,411 S * 6/2008 Feng et al. D19/50

D575,822 S * 8/2008 Rolion et al. D19/50
D583,414 S * 12/2008 Booker D19/51
D584,354 S * 1/2009 Koch D19/48
D589,558 S * 3/2009 Avenatti D19/51
D603,900 S * 11/2009 Jin D19/54

FOREIGN PATENT DOCUMENTS

WO DM/069691 * 1/2008

* cited by examiner

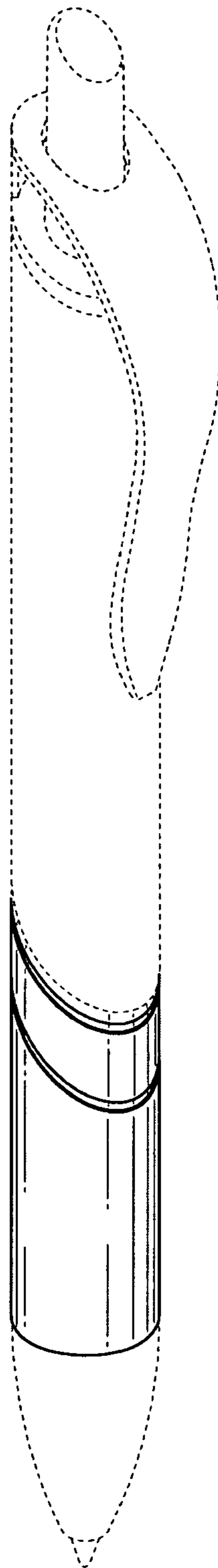


Fig. 1




Fig. 2




Fig. 3




Fig. 4

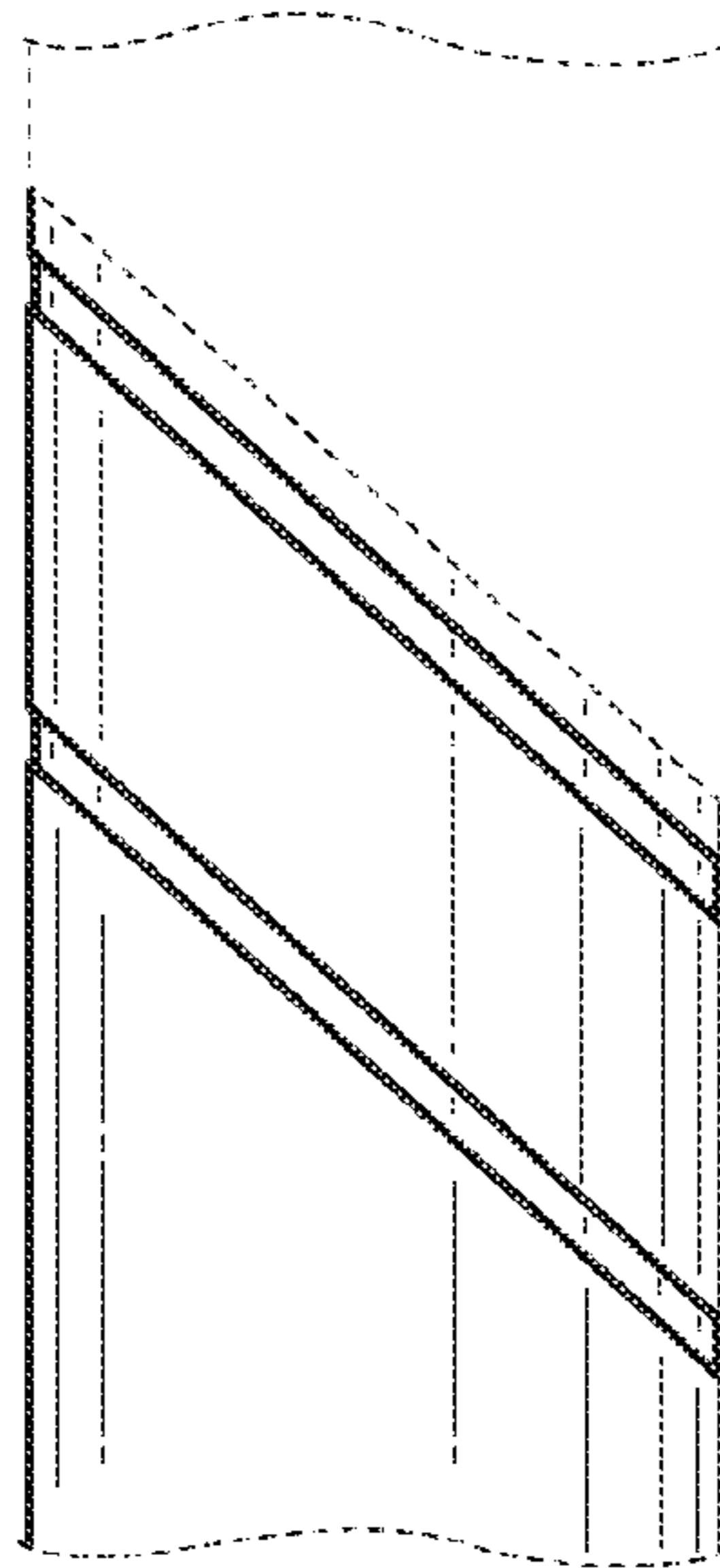


Fig. 5

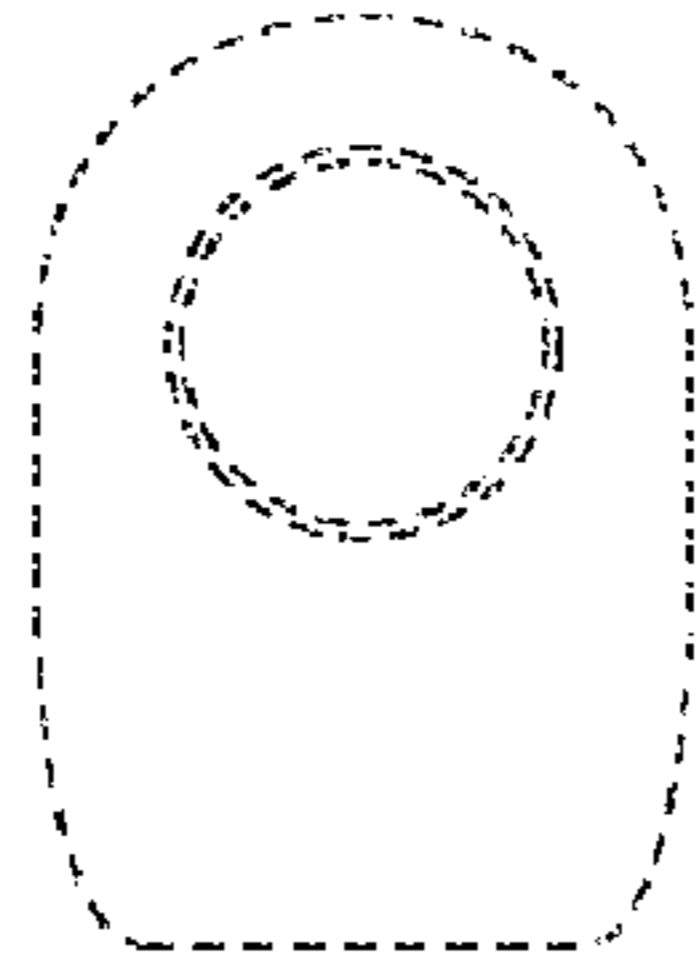


Fig. 6

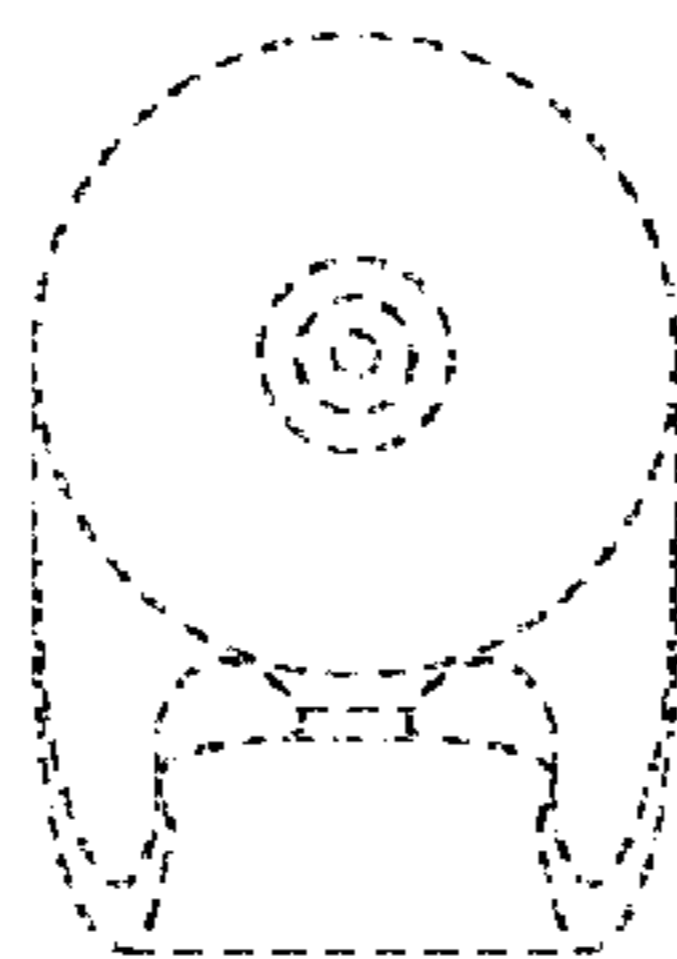


Fig. 7