



US00D609746S

(12) **United States Design Patent**
Ma

(10) **Patent No.:** **US D609,746 S**
(45) **Date of Patent:** **** Feb. 9, 2010**

(54) **MARKER**
(75) Inventor: **Qiankun Ma**, Ningbo (CN)
(73) Assignee: **Beifa Group Co., Ltd.**, Ningbo (CN)
(**) Term: **14 Years**
(21) Appl. No.: **29/326,681**
(22) Filed: **Oct. 22, 2008**

D483,066 S 12/2003 Takanashi
D483,067 S 12/2003 Takanashi
D487,776 S 3/2004 Keda
D489,088 S 4/2004 Arita
D502,739 S 3/2005 Shova
D507,299 S 7/2005 Qiu
D508,527 S * 8/2005 Hung D19/36
D510,598 S 10/2005 Qiu
D552,673 S * 10/2007 Rolion et al. D19/47
D569,436 S * 5/2008 Shibata D19/57
D576,676 S * 9/2008 Shimizu D19/49
D576,677 S * 9/2008 Jeon D19/50
D591,351 S 4/2009 Shi

(30) **Foreign Application Priority Data**
Apr. 22, 2008 (CN) 2008 3 0122300

(51) **LOC (9) Cl.** **19-06**
(52) **U.S. Cl.** **D19/50**
(58) **Field of Classification Search** D19/35,
D19/36, 41, 42, 43, 44, 45, 46, 47, 48, 49,
D19/50, 51, 54, 55, 56, 57; 24/11 F, 11 P,
24/11 R; 401/6, 52, 99, 100, 104, 105, 106,
401/107, 108, 109, 192, 195, 221, 234; 708/107
See application file for complete search history.

(56) **References Cited**
U.S. PATENT DOCUMENTS

D209,550 S * 12/1967 Arnone D19/54
3,708,234 A * 1/1973 Fukuda 401/216
D319,845 S * 9/1991 Grotsch et al. D19/48
D326,683 S * 6/1992 Katami D19/48
D367,673 S * 3/1996 Compte D19/51
D391,606 S * 3/1998 Compte D19/51
D404,069 S * 1/1999 Hasegawa D19/36
D404,426 S 1/1999 Takanashi
D427,238 S * 6/2000 Beneyto D19/43
D449,649 S * 10/2001 Takanashi D19/43
D452,526 S 12/2001 Nishida
D461,501 S 8/2002 Nishida
D472,575 S * 4/2003 Middleton et al. D19/43
D475,406 S * 6/2003 Cetera D19/48
D482,070 S 11/2003 Kennedy

OTHER PUBLICATIONS

Zhang, B., "Pen," U.S. Appl. No. 29/330,723, filed Jan. 13, 2009.
Zhang, B., "Pen," U.S. Appl. No. 29/330,725, filed Jan. 13, 2009.

* cited by examiner

Primary Examiner—Elizabeth A Albert
Assistant Examiner—Karen E Eldridge Powers
(74) *Attorney, Agent, or Firm*—Christensen O'Connor
Johnson Kindness PLLC

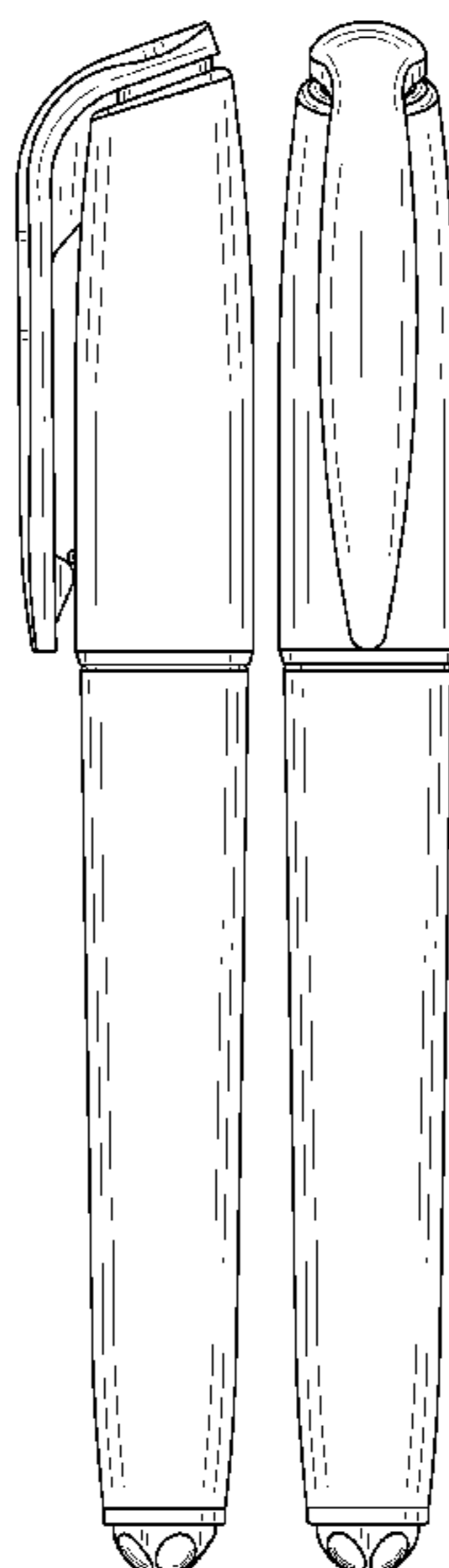
(57) **CLAIM**

The ornamental design for a marker, as shown and described.

DESCRIPTION

FIG. 1 is an upper right perspective view of a marker showing my new design;
FIG. 2 is a bottom plan view thereof;
FIG. 3 is a top plan view thereof;
FIG. 4 is a right side elevation view thereof;
FIG. 5 is a front elevation view thereof;
FIG. 6 is a left side elevation view thereof; and,
FIG. 7 is a rear elevation view thereof.

1 Claim, 3 Drawing Sheets



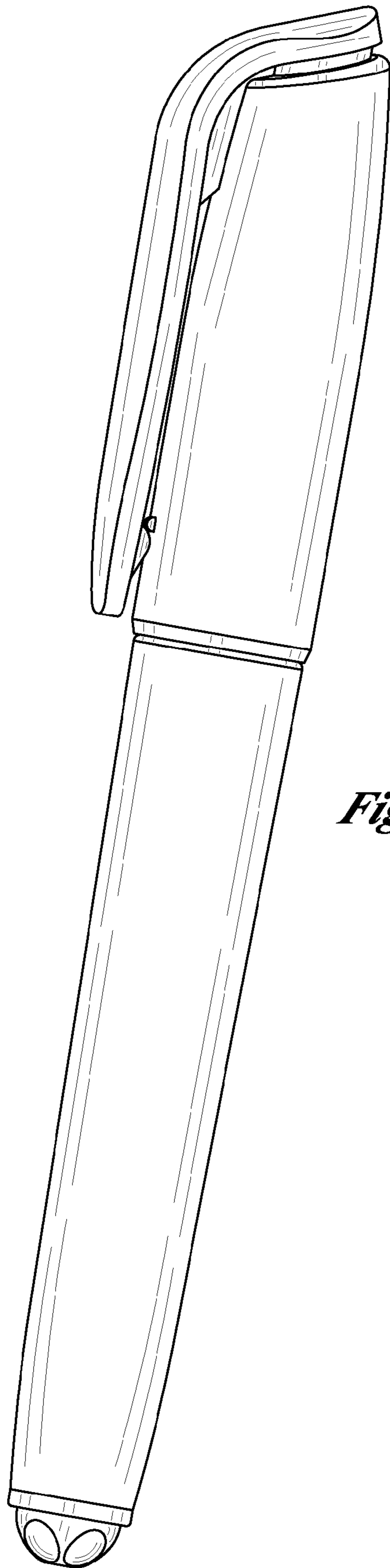


Fig. 1.

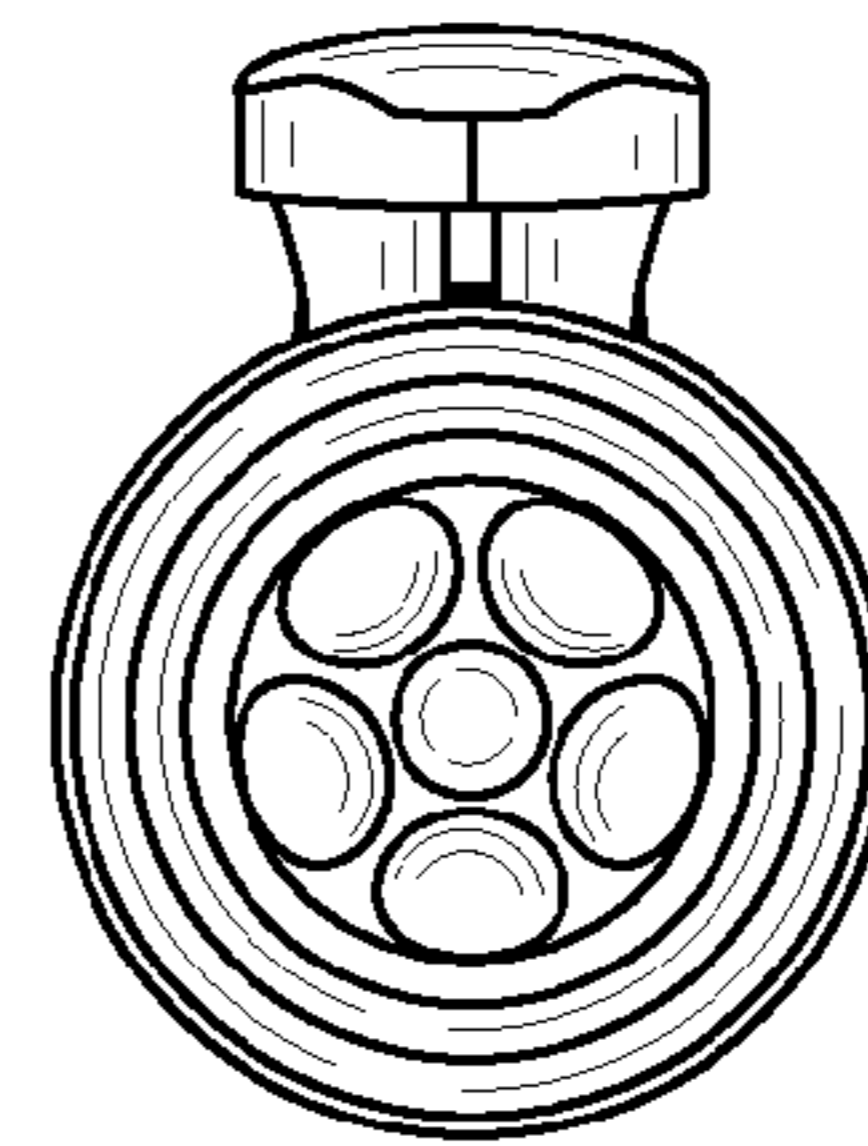


Fig. 2.

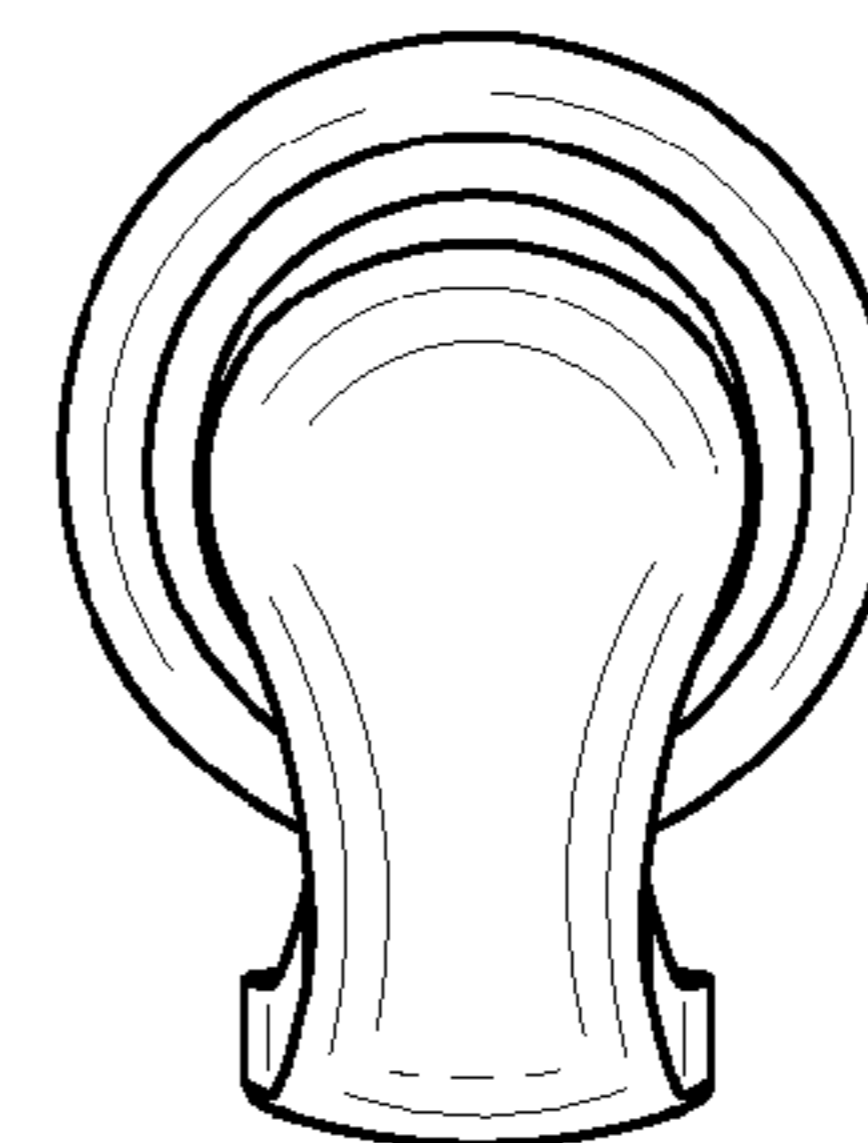


Fig. 3.




Fig. 4.




Fig. 5.




Fig. 6.




Fig. 7.