



US00D609741S

(12) **United States Design Patent**
Tani

(10) **Patent No.:** **US D609,741 S**
(45) **Date of Patent:** **** Feb. 9, 2010**

(54) **MULTI FUNCTION PRINTER**

(75) Inventor: **Atsushi Tani**, Osaka (JP)

(73) Assignee: **Panasonic Corporation**, Osaka (JP)

(**) Term: **14 Years**

(21) Appl. No.: **29/324,382**

(22) Filed: **Sep. 11, 2008**

(51) **LOC (9) Cl.** **14-02**

(52) **U.S. Cl.** **D18/55**

(58) **Field of Classification Search** D18/36-37,
D18/50, 54, 54.1, 55, 19; D14/420-425,
D14/463-470; 400/613, 613.1-613.4, 690.1-690.4,
400/691-694

See application file for complete search history.

(56) **References Cited**

U.S. PATENT DOCUMENTS

D304,186 S	10/1989	Kojima	
D423,040 S	4/2000	Ohta et al.	
D450,709 S	11/2001	Nakamura	
D468,321 S	1/2003	Naganuma	
D493,817 S *	8/2004	Yoshida et al.	D18/39
D502,500 S	3/2005	Hoshiya et al.	
D520,054 S	5/2006	Katayama et al.	
D526,351 S *	8/2006	Yamamoto et al.	D18/55
D528,154 S	9/2006	Hattori	
D528,596 S	9/2006	Hattori	
D529,951 S	10/2006	Katayama et al.	
D530,737 S	10/2006	Lim et al.	
D531,663 S	11/2006	Senda et al.	
D532,818 S *	11/2006	Senda et al.	D18/55
D534,175 S	12/2006	Orihashi et al.	
D536,372 S	2/2007	Lim et al.	
D550,279 S	9/2007	Tani	

D557,737 S *	12/2007	Falk et al.	D18/53
D558,824 S *	1/2008	Alfonso et al.	D18/55
D565,650 S *	4/2008	Tani	D18/50
D573,633 S *	7/2008	Laidlaw et al.	D18/55
D578,568 S *	10/2008	Chiba et al.	D18/50
D584,349 S *	1/2009	Tani	D18/55

FOREIGN PATENT DOCUMENTS

GB	D2053025	4/1996
GB	D2068560	1/1998
GB	D2099934	6/2001

* cited by examiner

Primary Examiner—Cathy Anne MacCormac

(74) *Attorney, Agent, or Firm*—Brinks Hofer Gilson & Lione

(57) **CLAIM**

I claim the ornamental design for a multi function printer, as shown and described.

DESCRIPTION

FIG. 1 is a front perspective view of a multi function printer of the present invention;

FIG. 2 is a front view thereof;

FIG. 3 is a rear view thereof;

FIG. 4 is a side view thereof;

FIG. 5 is an opposite side view thereof;

FIG. 6 is a top view thereof;

FIG. 7 is a bottom view thereof; and,

FIG. 8 is a rear perspective view thereof.

The broken lines showing a multi function printer are included for the purposes of illustrating environment and forms no part of the claimed design.

1 Claim, 8 Drawing Sheets

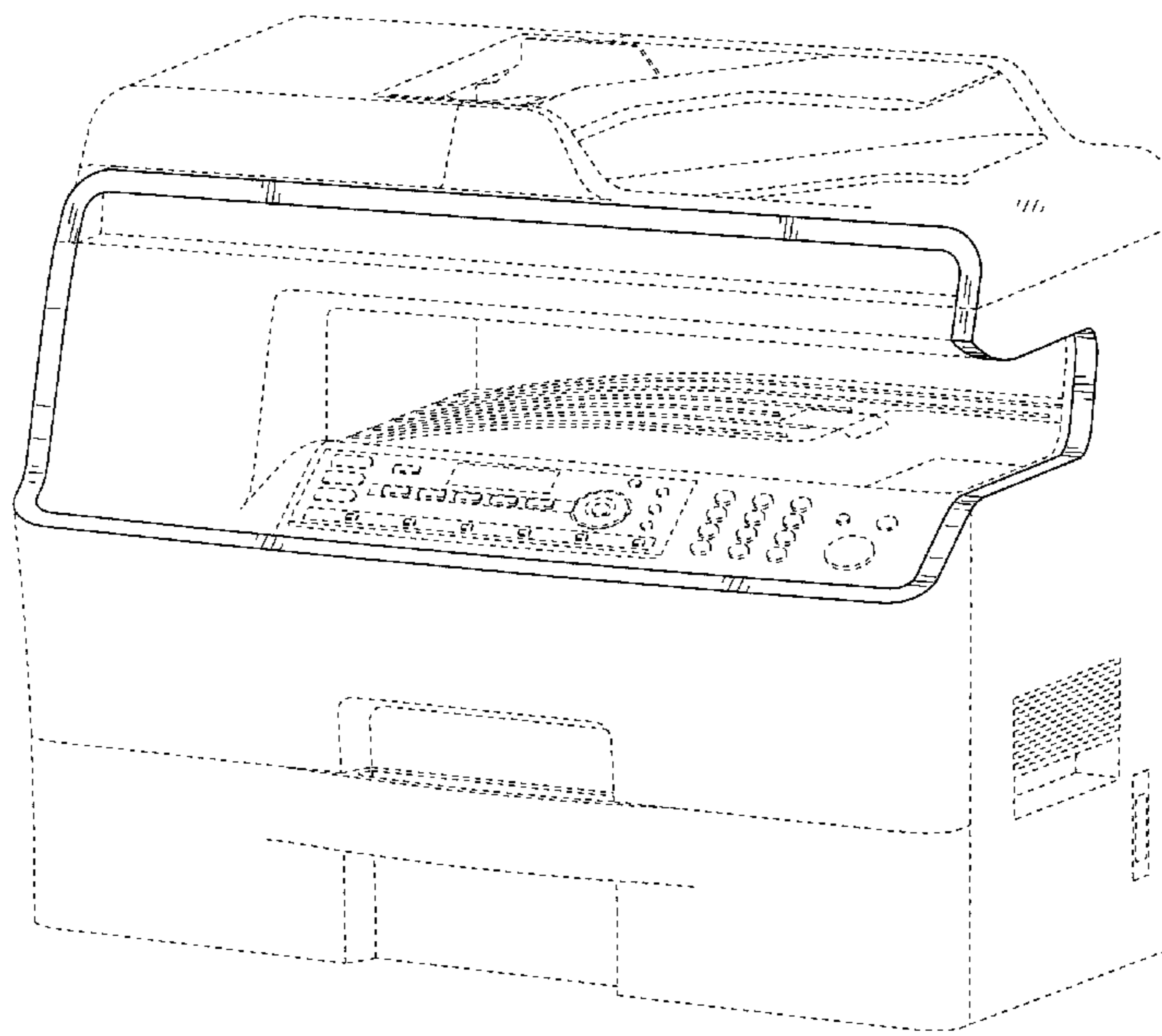


FIG.1




FIG.2

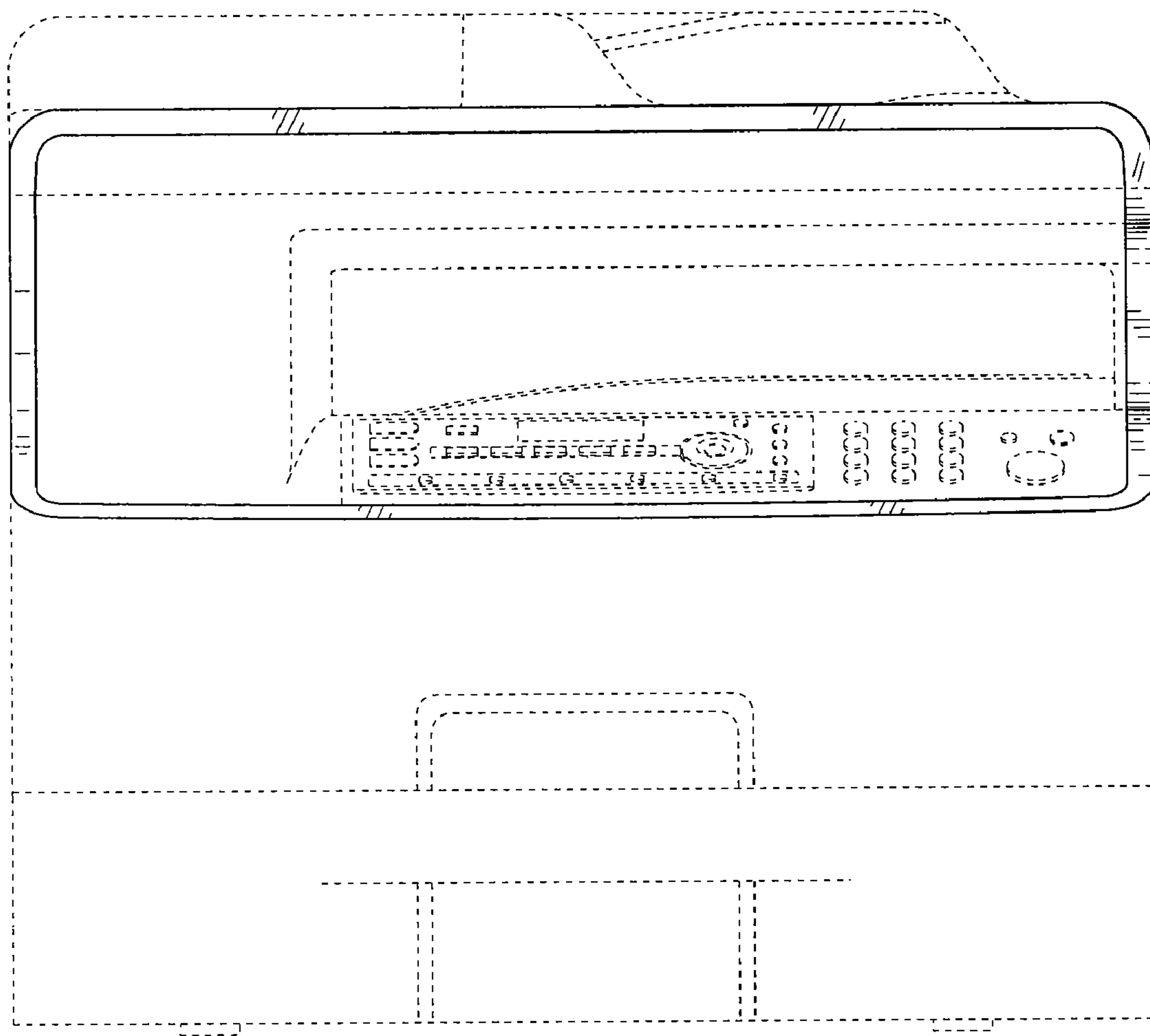


FIG.3

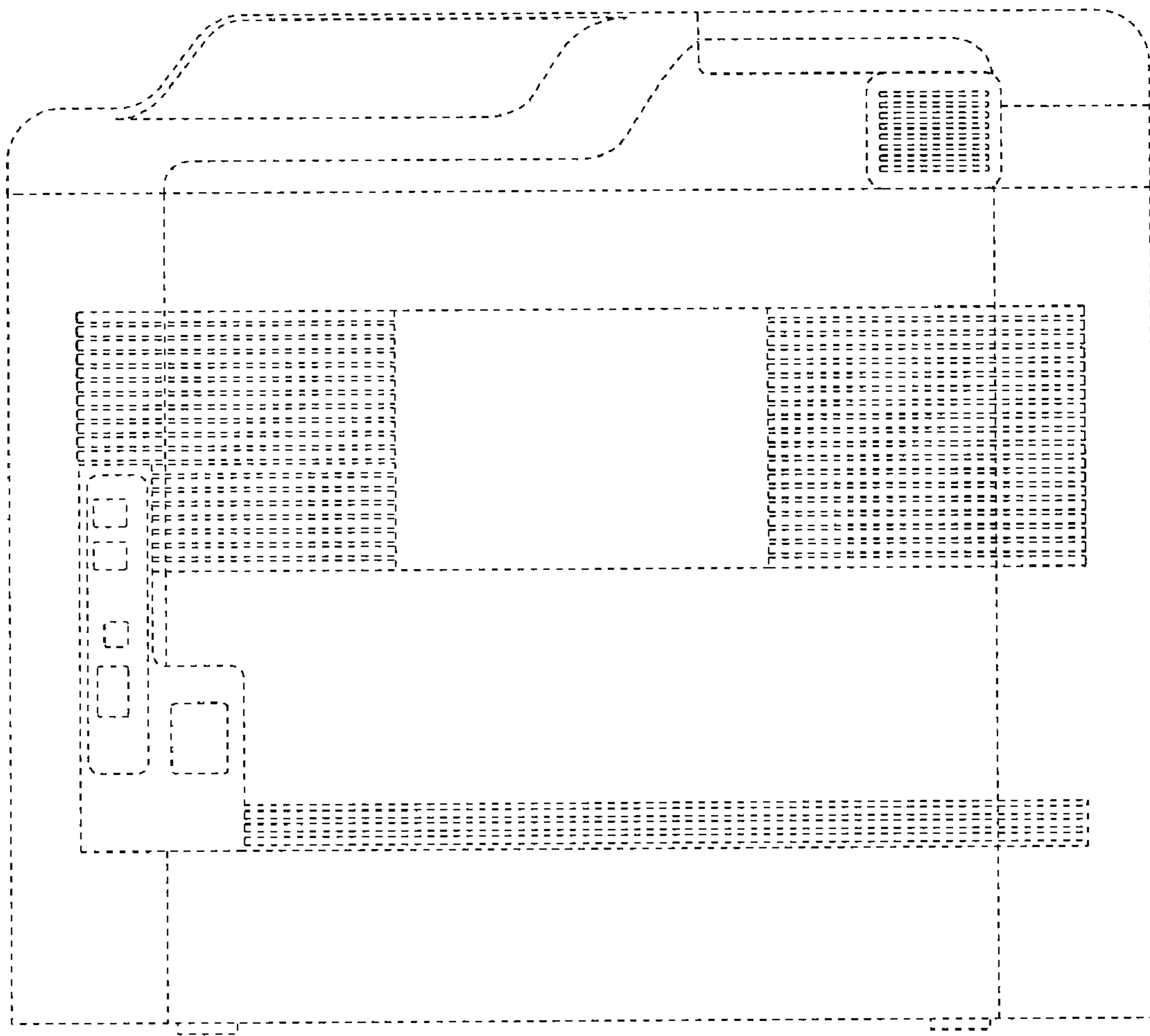


FIG.4

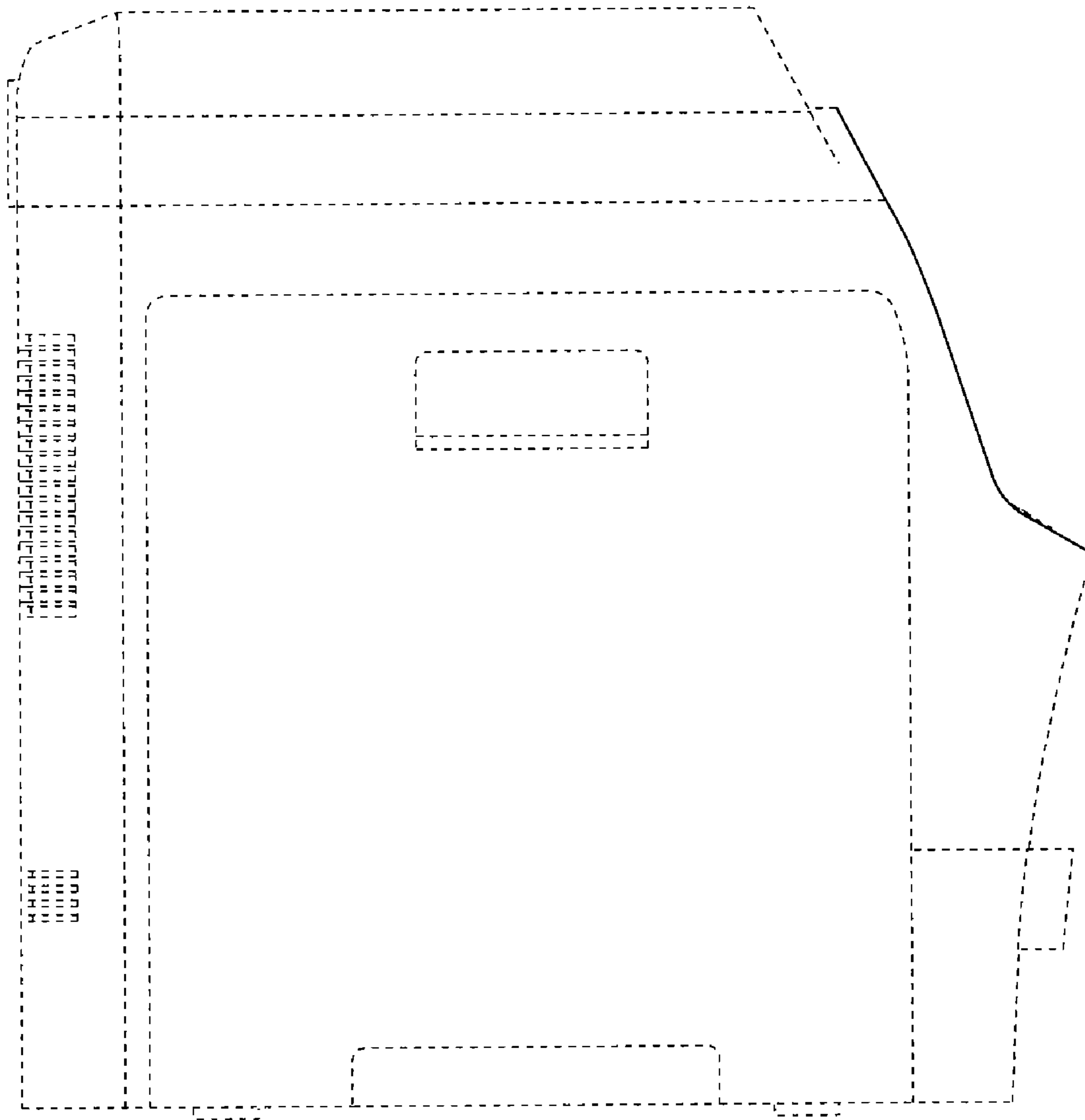


FIG.5

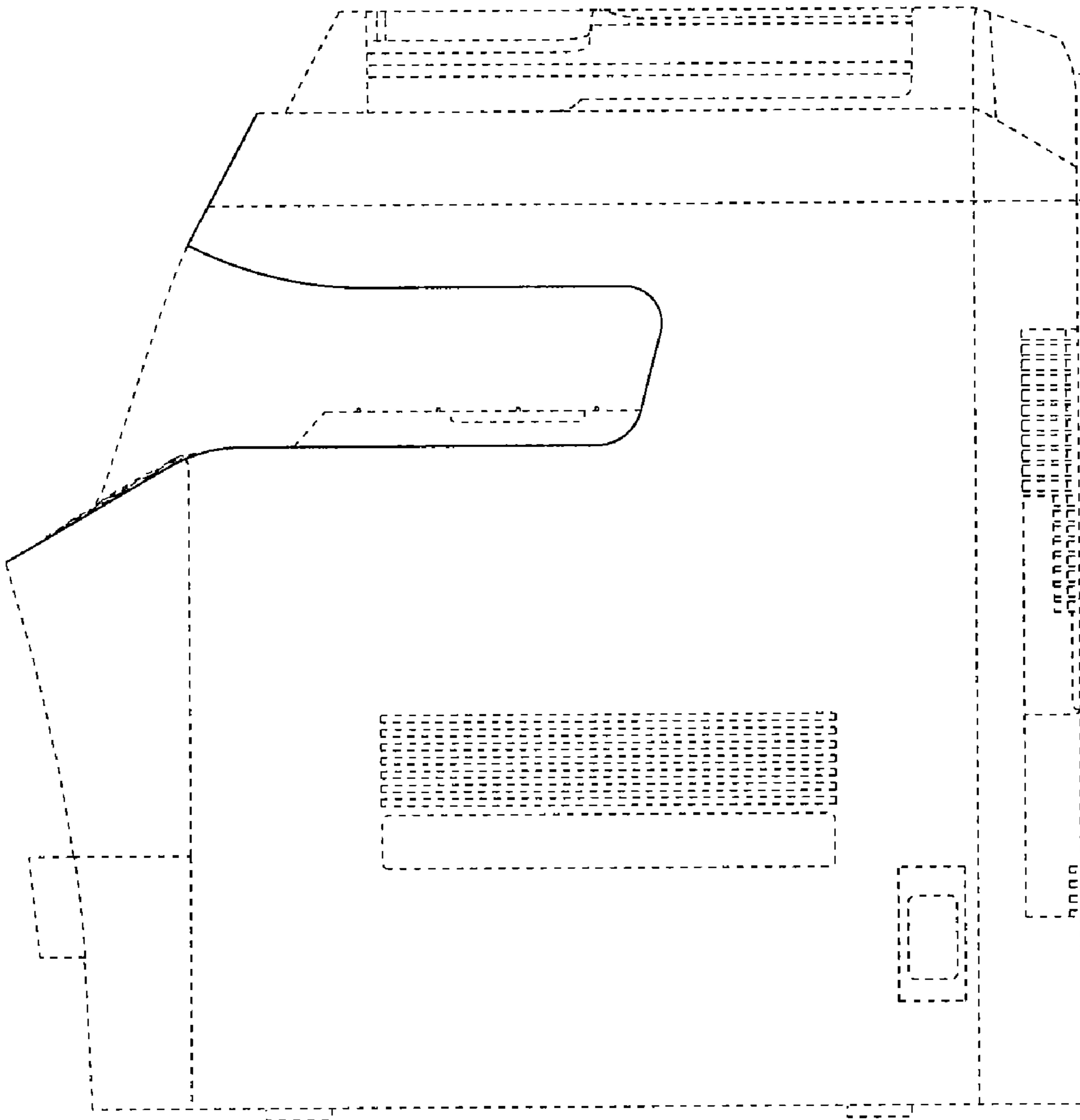


FIG.6

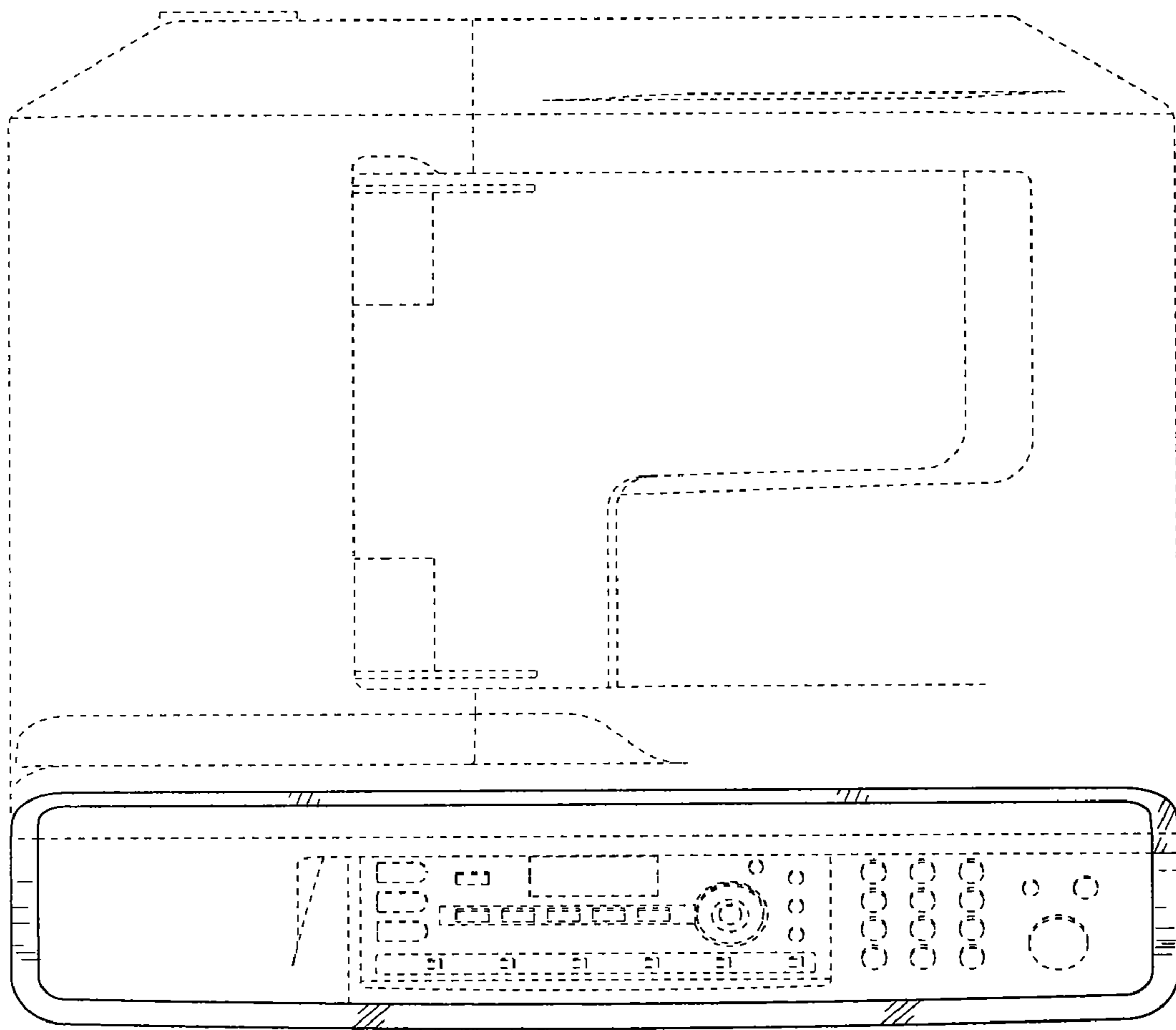


FIG.7

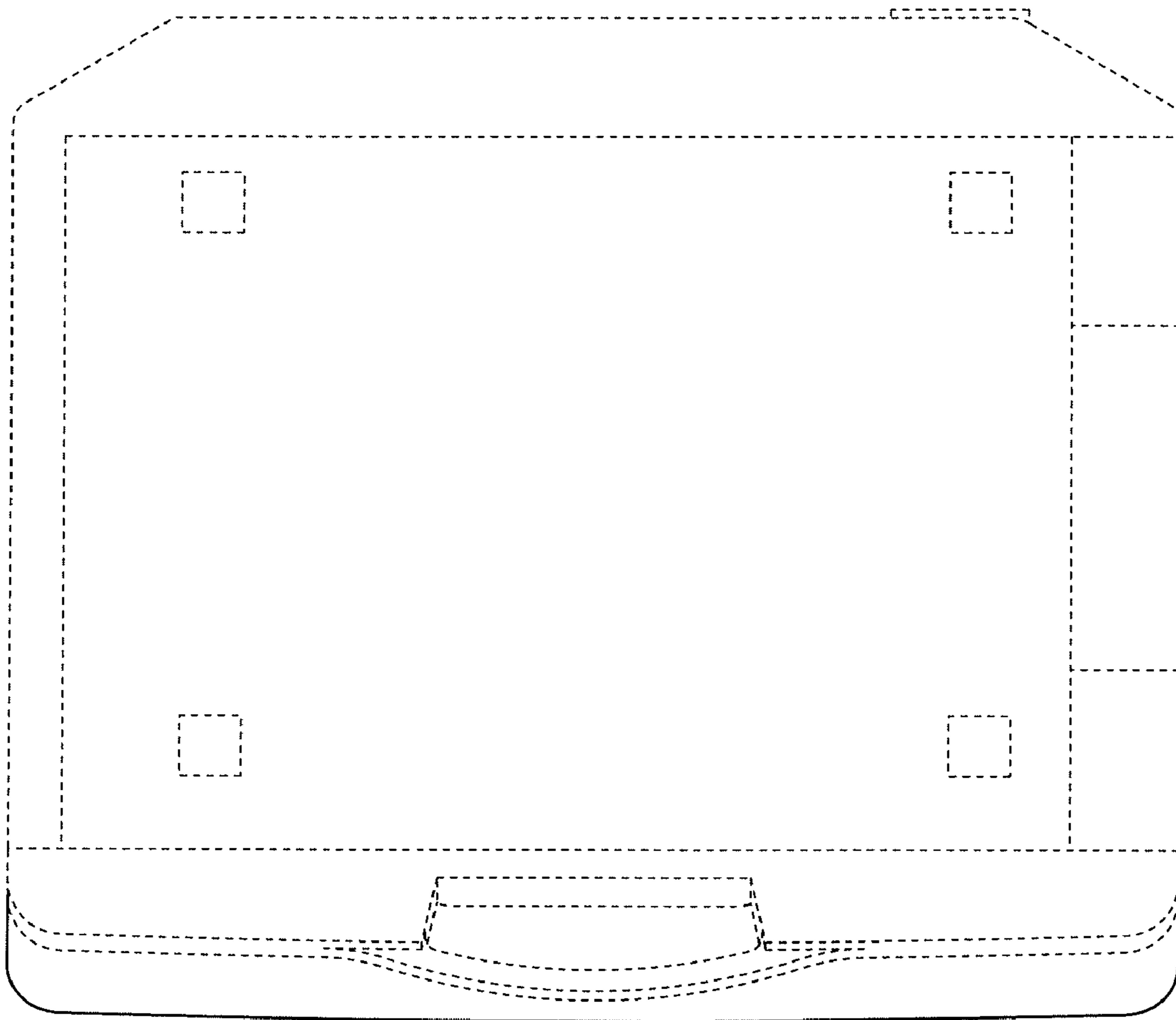


FIG.8

