



US00D609696S

(12) **United States Design Patent**  
**Martinez et al.**

(10) **Patent No.:** **US D609,696 S**

(45) **Date of Patent:** **\*\* Feb. 9, 2010**

(54) **BOOK-SHAPED SPEAKER SYSTEM FOR  
HANDHELD DIGITAL MEDIA PLAYER**

(76) Inventors: **Emilio Reynaldo Martinez**, 2310  
Pickwick Rd., Baltimore, MD (US)  
21207; **Wilton Mario Martinez**, 2310  
Pickwick Rd., Baltimore, MD (US)  
21207

(\*\*) Term: **14 Years**

(21) Appl. No.: **29/314,508**

(22) Filed: **Apr. 6, 2009**

(51) **LOC (9) Cl.** ..... **14-01**

(52) **U.S. Cl.** ..... **D14/209.1; D14/207; D3/218**

(58) **Field of Classification Search** ..... D14/204,  
D14/207, 209.1, 210–217, 168, 172; 181/143–144,  
181/147–148, 150–153, 157, 198–199; 381/300–303,  
381/306, 332–333, 336, 345, 361–364, 386–388;  
D3/201, 218; D6/407, 632; 345/158; 361/379.04,  
361/679.01

See application file for complete search history.

(56) **References Cited**

**U.S. PATENT DOCUMENTS**

- D302,903 S 8/1989 Johnston
- D350,458 S \* 9/1994 Plath ..... D6/632
- D495,336 S 8/2004 Andre
- 6,798,647 B2 \* 9/2004 Dickie ..... 361/679.04
- D514,090 S 1/2006 Carbone
- 7,230,822 B2 6/2007 Langberg
- D551,656 S \* 9/2007 Ritsher et al. .... D14/216
- D556,188 S 11/2007 Ang
- D558,973 S \* 1/2008 Hussaini et al. .... D3/201

- D560,208 S 1/2008 Skurdal
- D560,656 S 1/2008 Andre
- D563,431 S 3/2008 Entner
- D566,130 S 4/2008 Entner
- D580,911 S 11/2008 Andre
- D582,661 S \* 12/2008 Katsof ..... D3/201
- D583,356 S 12/2008 Schul

\* cited by examiner

*Primary Examiner*—Nanda Bondade

(74) *Attorney, Agent, or Firm*—Ober, Kaler, Grimes &  
Shriver; Kyle E Conklin

(57) **CLAIM**

The ornamental design for a book-shaped speaker system for handheld digital media player, as shown and described.

**DESCRIPTION**

FIG. 1 is a front left perspective view of a book-shaped speaker system for handheld digital media player according to our new design;

FIG. 2 is front left perspective view thereof, without the handheld digital media player;

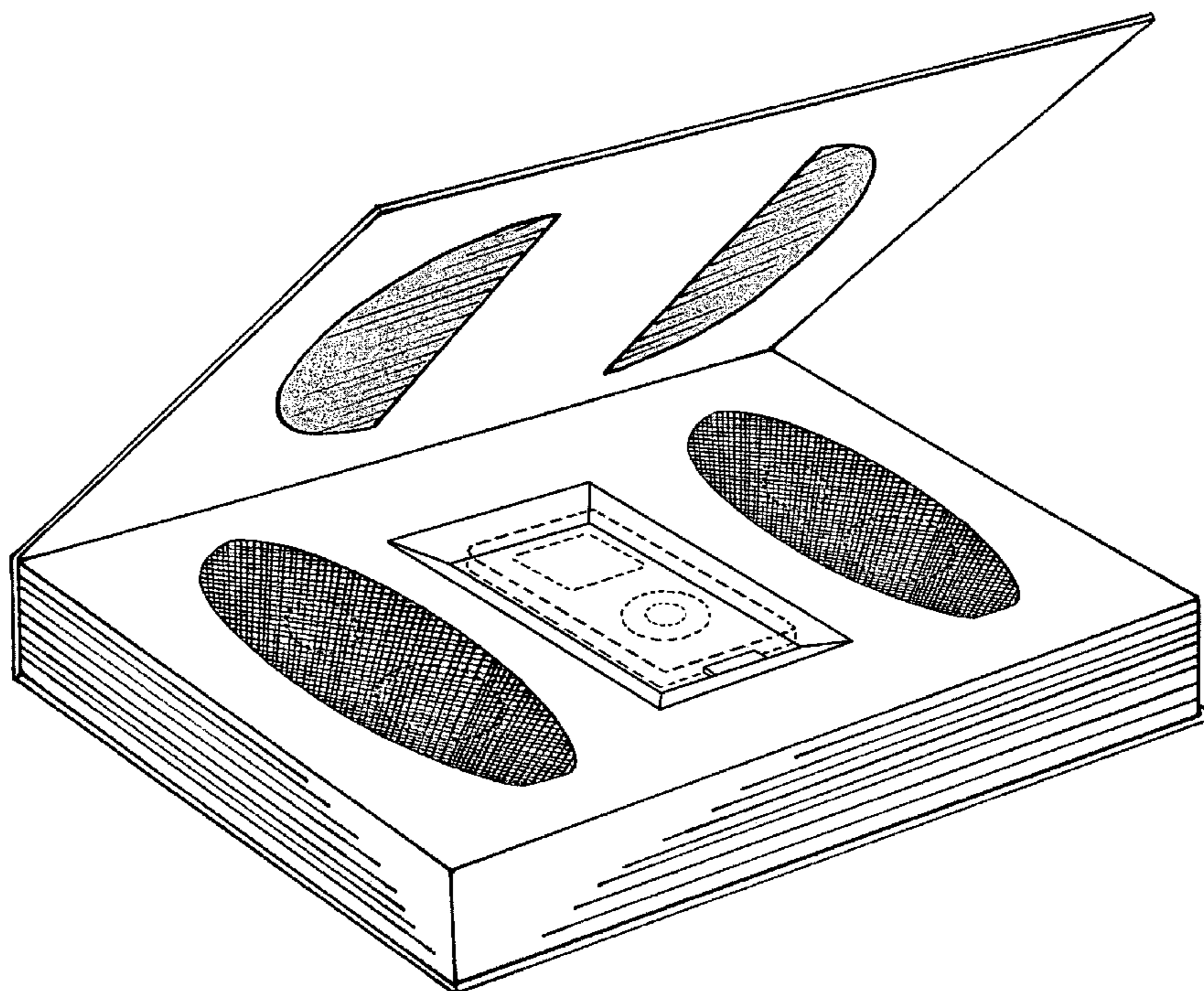
FIG. 3 is a front left perspective view thereof, with the front cover closed;

FIG. 4 is a top view thereof, with the top cover removed; and,

FIG. 5 is a bottom view thereof, with the bottom cover removed.

The broken lines shown in the drawings are for illustrative purposes only and form no part of the claimed design. The back and bottom cover are flat and unornamented.

**1 Claim, 5 Drawing Sheets**



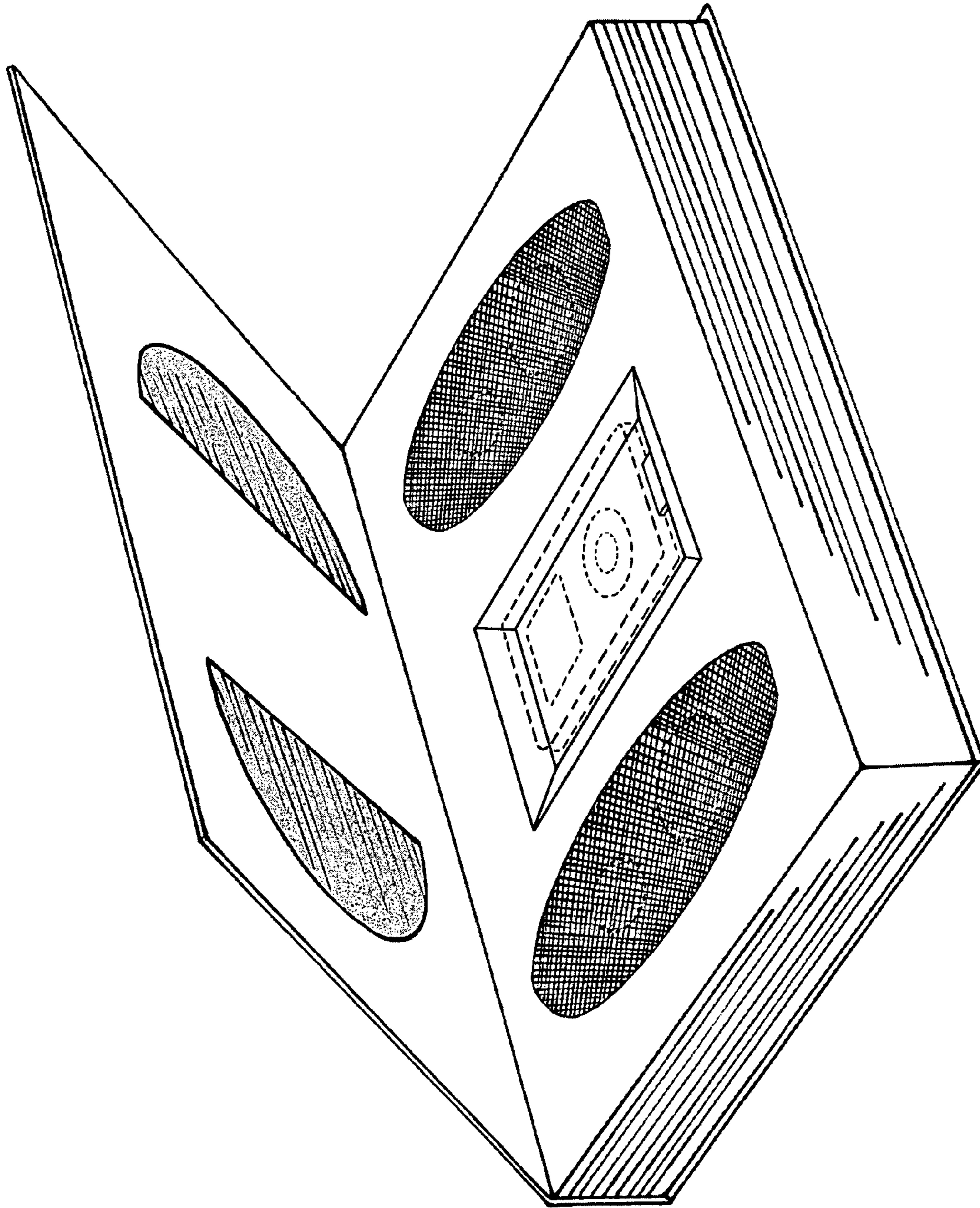


Fig. 1

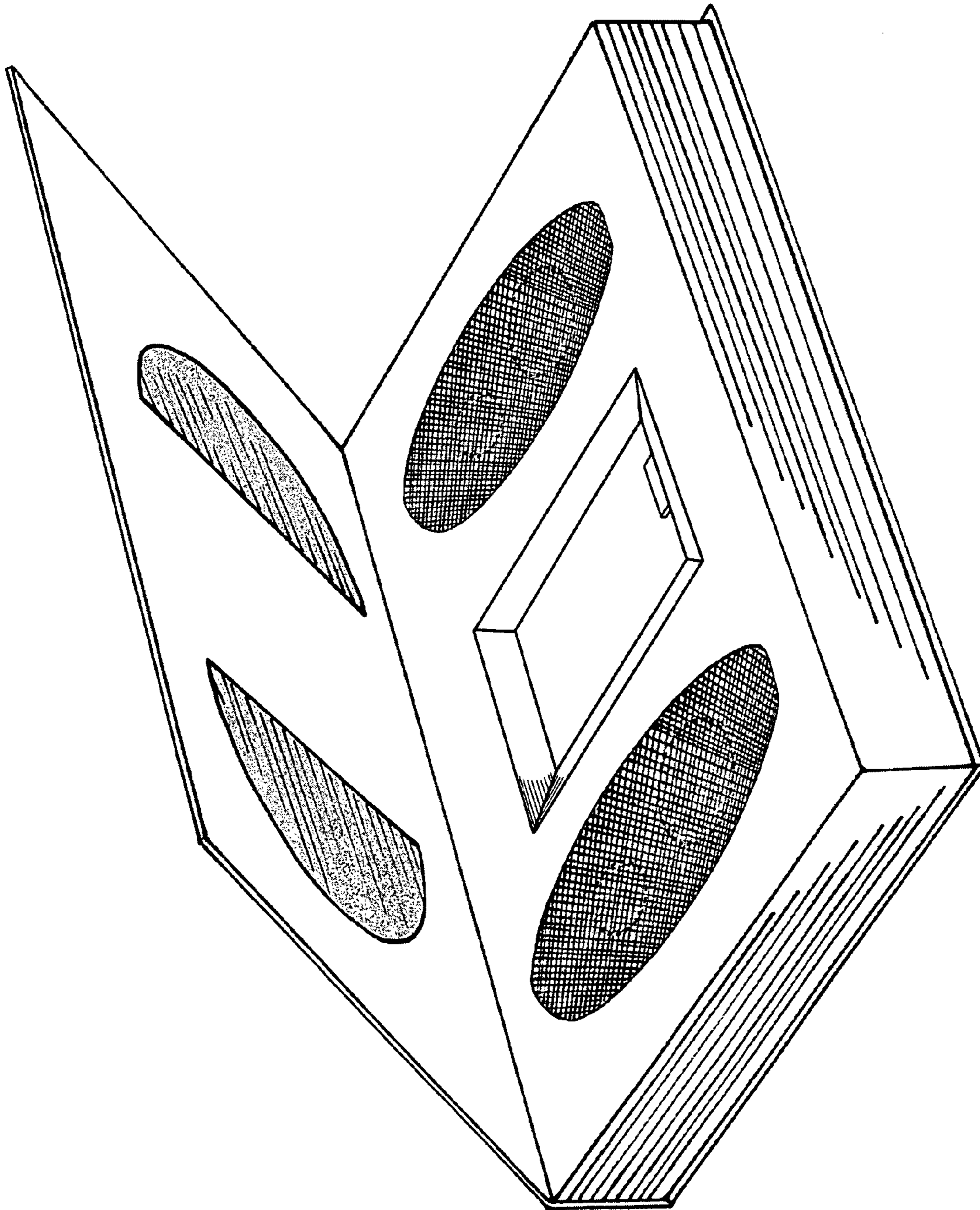


Fig. 2

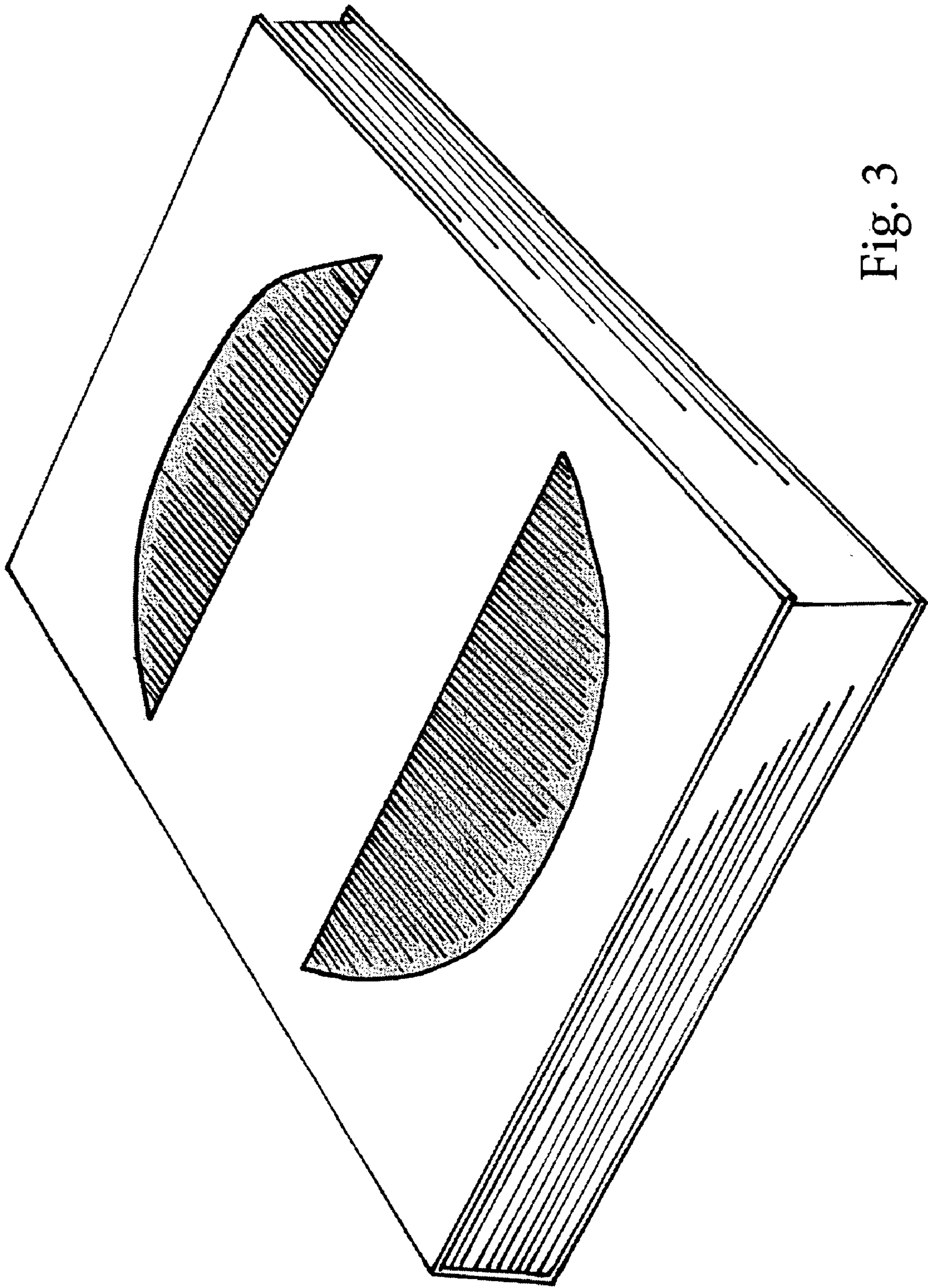


Fig. 3

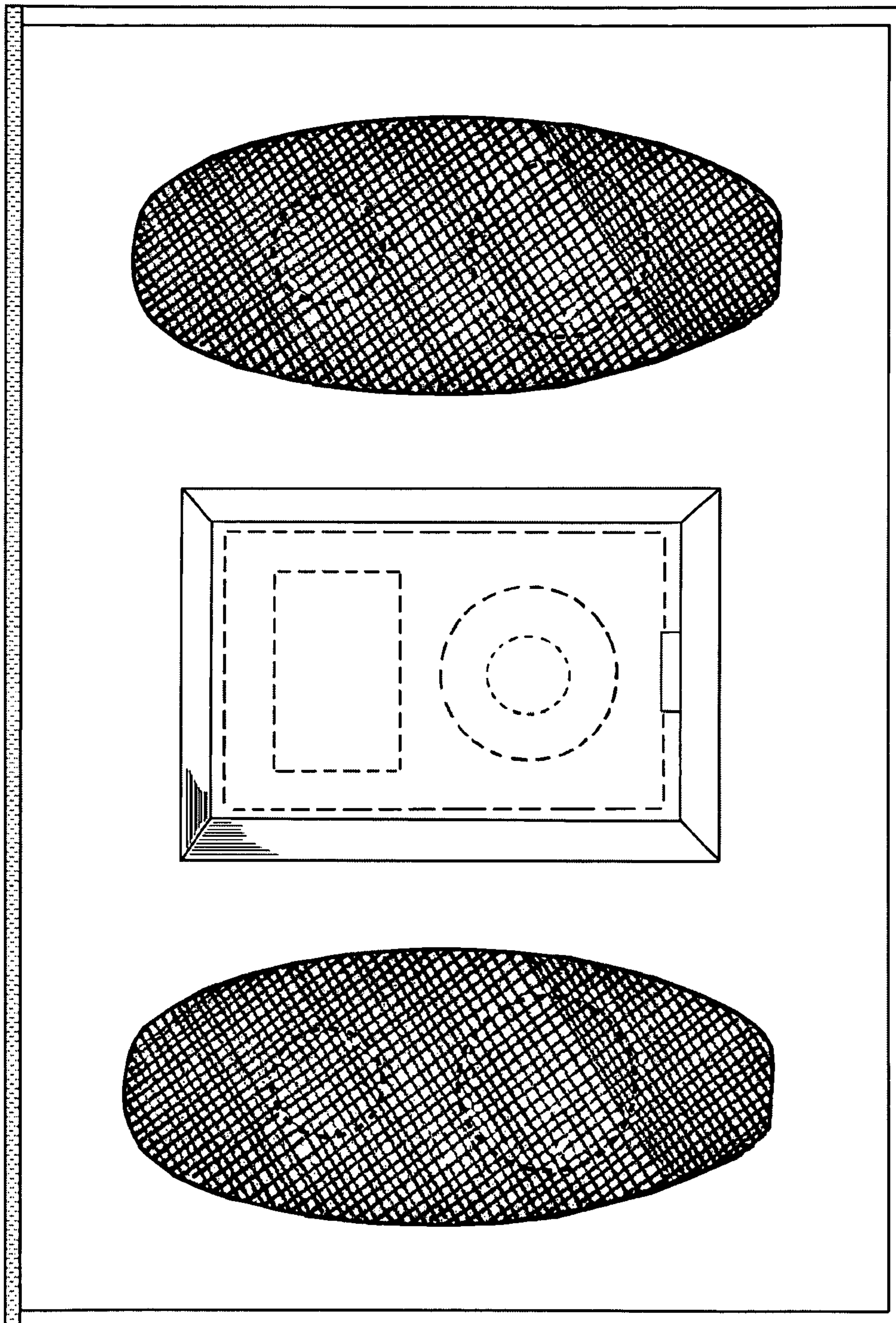


Fig. 4

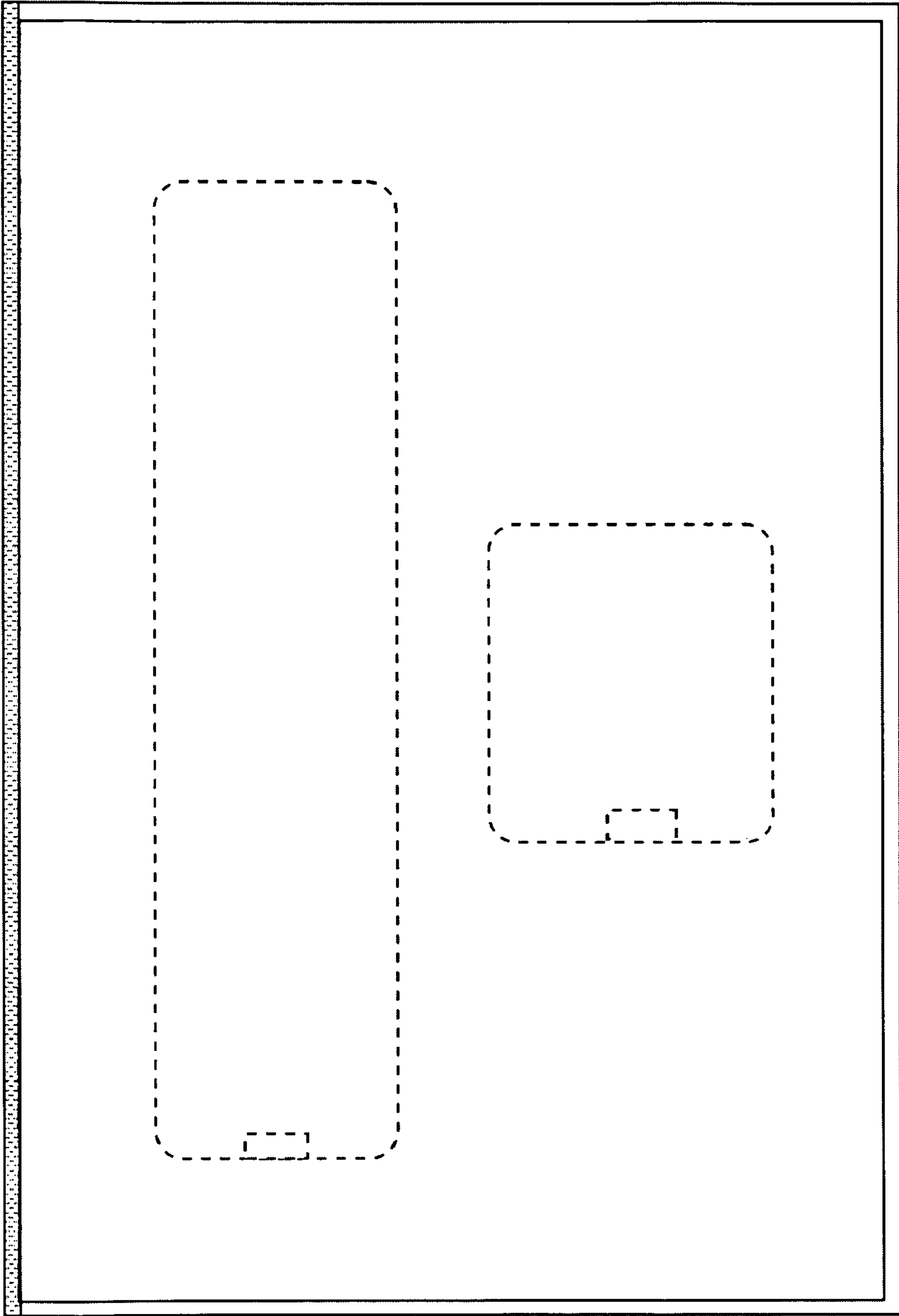


Fig. 5