

US00D609687S

(12) **United States Design Patent**
Lyman et al.

(10) **Patent No.:** **US D609,687 S**
(45) **Date of Patent:** **** Feb. 9, 2010**

(54) **INTEGRATED AUDIO SYSTEM FOR USE WITH A MULTI-USER AUDIO SYSTEM**

(75) Inventors: **Stephen Lyman**, Hudson, NH (US);
Martin Reed Bodley, Sudbury, MA (US)

(73) Assignee: **Revolabs, Inc.**, Maynard, MA (US)

(**) Term: **14 Years**

(21) Appl. No.: **29/305,866**

(22) Filed: **Mar. 28, 2008**

(51) **LOC (9) Cl.** **14-03**

(52) **U.S. Cl.** **D14/155**

(58) **Field of Classification Search** D14/155,
D14/125, 136, 167, 188, 240, 301, 311, 349,
D14/351, 365, 368; D10/106; 386/91, 52,
386/68; 455/350, 347, 344

See application file for complete search history.

(56) **References Cited**

U.S. PATENT DOCUMENTS

D327,886 S *	7/1992	Yan	D14/138 R
D351,147 S *	10/1994	Hill	D14/351
D389,088 S *	1/1998	Murphy	D14/351
D390,201 S *	2/1998	Murphy	D14/388
D415,123 S *	10/1999	Murphy	D14/311
D475,369 S *	6/2003	Bone et al.	D14/301
D484,497 S *	12/2003	Alviar et al.	D14/240
D491,179 S *	6/2004	Wu	D14/368
D514,563 S *	2/2006	Kuramashi et al.	D14/358
D517,065 S *	3/2006	Ko et al.	D14/365
D519,101 S *	4/2006	Alwicker et al.	D14/188
D519,522 S *	4/2006	Lee	D14/136
D521,527 S *	5/2006	Lee	D14/136

D523,014 S *	6/2006	Liu et al.	D14/433
D529,903 S *	10/2006	McRae et al.	D14/240
D540,774 S *	4/2007	Alwicker et al.	D14/155
D556,211 S *	11/2007	Howard	D14/496
D559,208 S *	1/2008	Yoshino et al.	D14/125
D563,953 S *	3/2008	Tosh et al.	D14/349

* cited by examiner

Primary Examiner—Cathron C Brooks

Assistant Examiner—Austin Murphy

(74) *Attorney, Agent, or Firm*—Nutter McClennen & Fish LLP

(57) **CLAIM**

The ornamental design for the integrated audio system for use with a multi-user audio system, as shown and described.

DESCRIPTION

FIG. 1 is a front perspective view of an integrated audio system for use with a multi-user audio system;

FIG. 2 is a front view of an integrated audio system for use with a multi-user audio system;

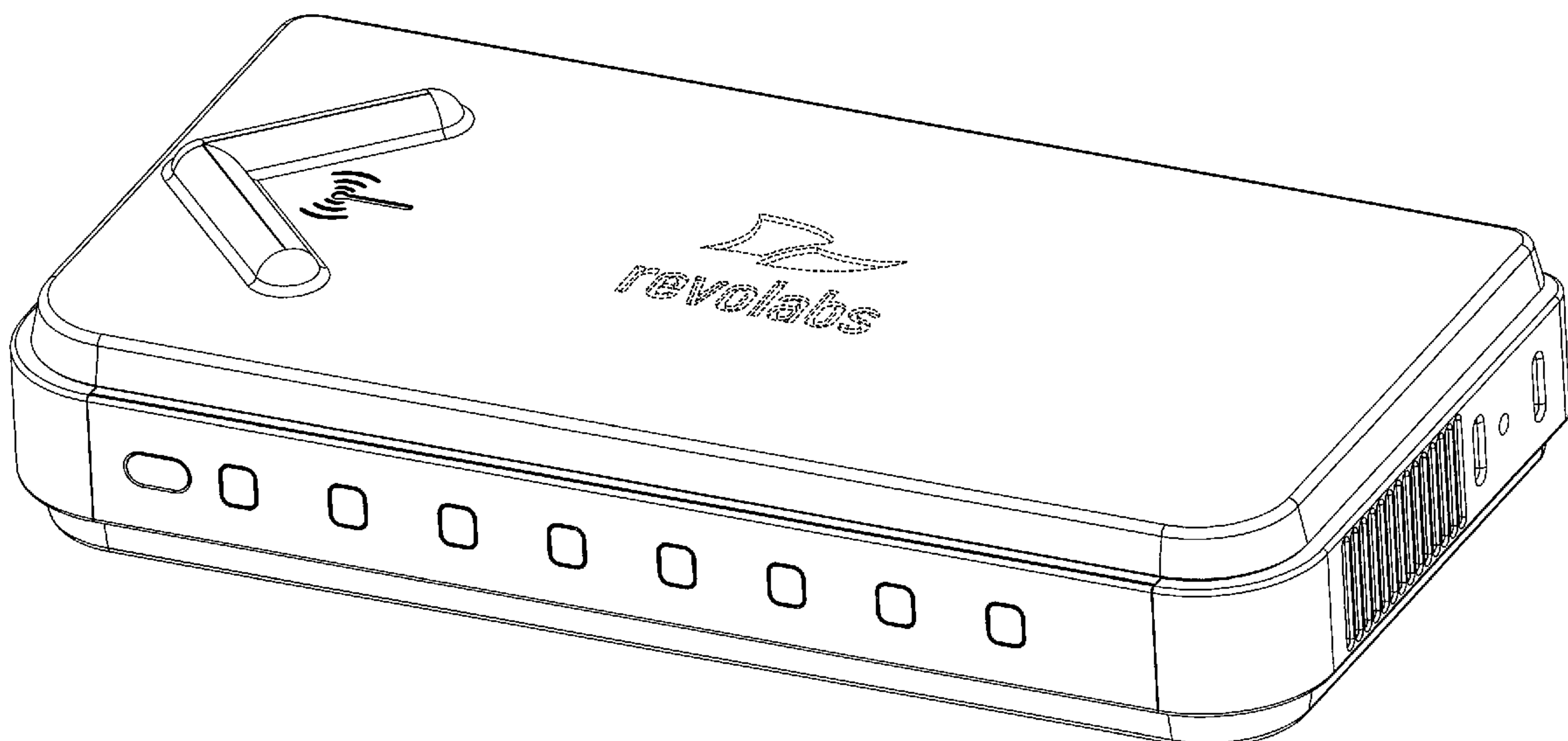
FIG. 3 is a bottom view of an integrated audio system for use with a multi-user audio system;

FIG. 4 is a back view of an integrated audio system for use with a multi-user audio system; and,

FIG. 5 is a side view of an integrated audio system for use with a multi-user audio system.

The broken lines shown in FIGS. 1, 3, 4, and 5 of the drawings represent unclaimed portions of the integrated audio system for use with a multi-user audio system and form no part of the claimed design.

1 Claim, 5 Drawing Sheets



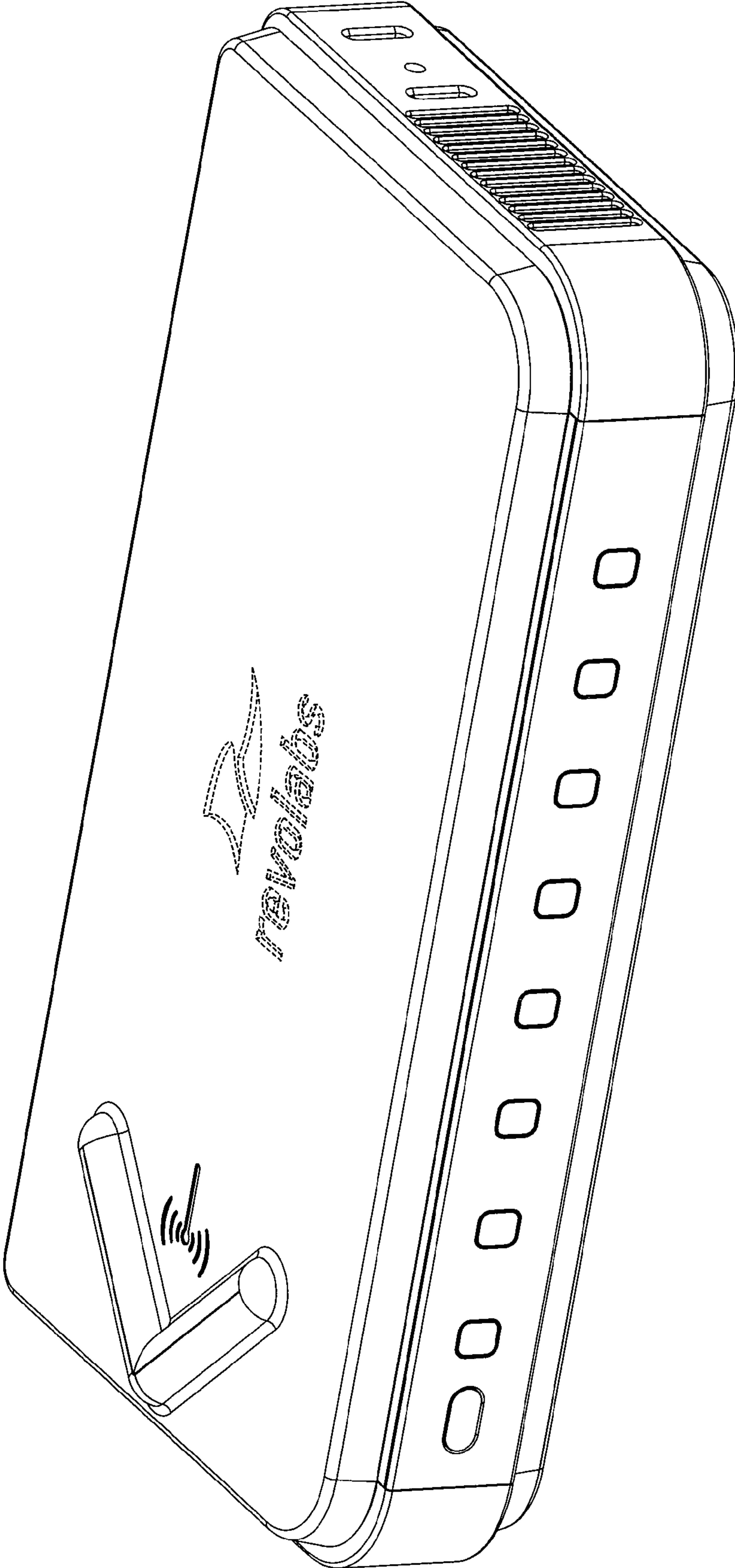


FIG. 1

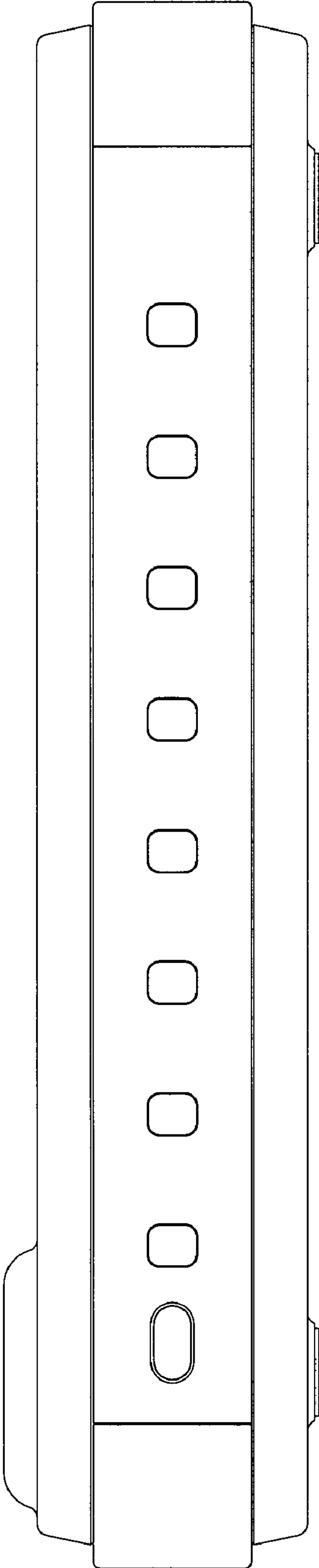


FIG. 2

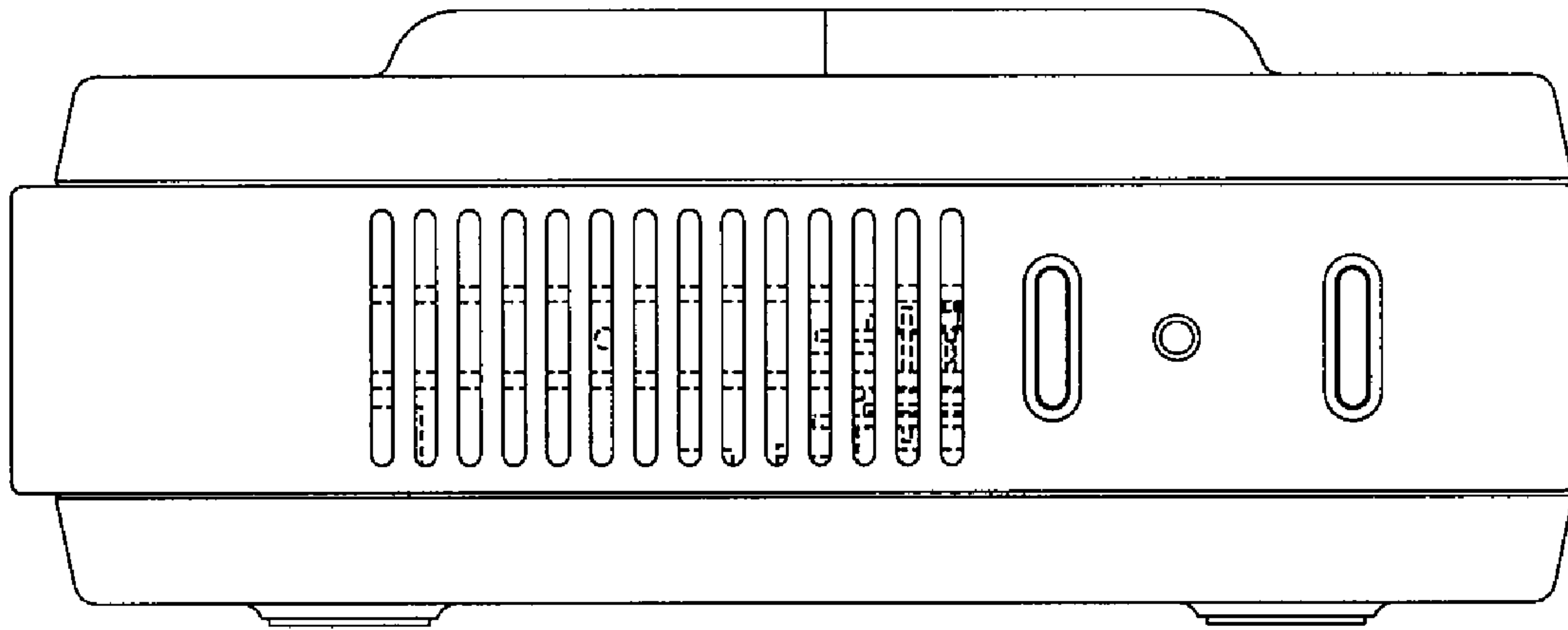


FIG. 3

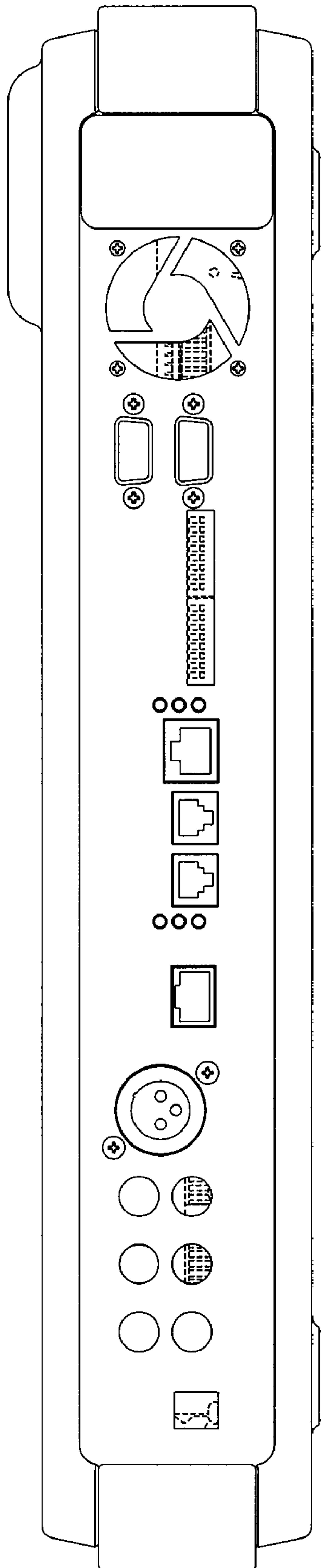


FIG. 4

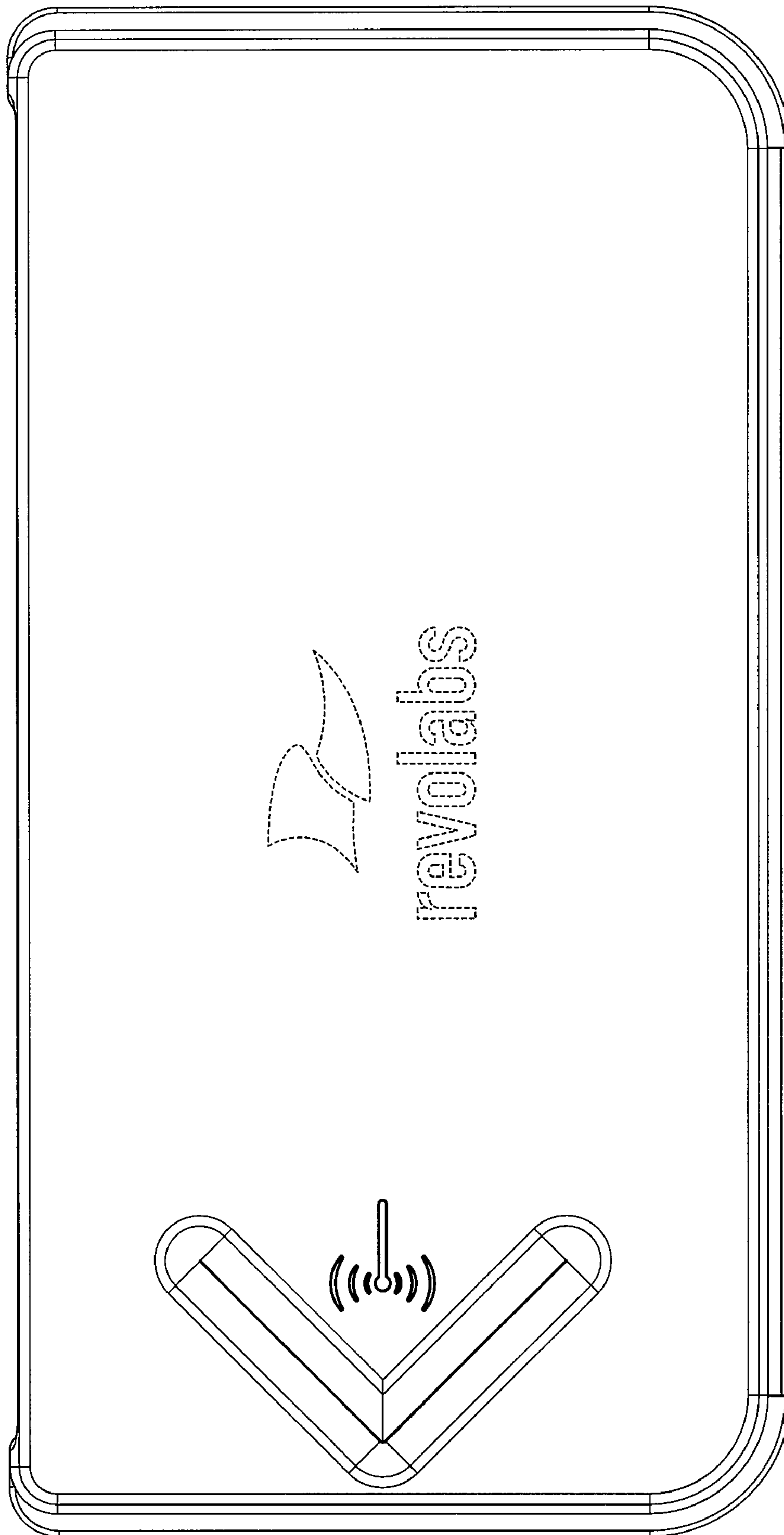


FIG. 5