

US00D609679S

(12) **United States Design Patent**
Suk et al.

(10) **Patent No.:** **US D609,679 S**

(45) **Date of Patent:** **** Feb. 9, 2010**

(54) **CELLULAR PHONE**

D581,387 S * 11/2008 Harju et al. D14/138 AD
D583,340 S * 12/2008 Montin et al. D14/138 AD

(75) Inventors: **Chang-Hoon Suk**, Seoul (KR);
Beom-Ku Han, Seoul (KR);
Chang-Hwan Hwang, Goyang-si (KR)

(Continued)

(73) Assignee: **Samsung Electronics Co., Ltd.**,
Maetan-dong, Yeongtong-gu, Suwon-si,
Gyeonggi-do (KR)

OTHER PUBLICATIONS

Eten glofish M810, announced Apr. 2008, [online], [retrieved on
Apr. 18, 2008]. Retrieved from Internet ,<URL: <http://www.gsmarena.com>>.*

(Continued)

(**) Term: **14 Years**

Primary Examiner—Jeffrey D Asch
Assistant Examiner—Bridget L Eland

(21) Appl. No.: **29/332,592**

(57) **CLAIM**

(22) Filed: **Feb. 20, 2009**

The ornamental design for a cellular phone, as shown and
described.

(51) **LOC (9) Cl.** **14-03**

(52) **U.S. Cl.** **D14/138 AD**

(58) **Field of Classification Search** D14/138 R,
D14/138 AD, 138 AC, 138 C, 138 G, 191,
D14/203.1–203.8, 496, 138 AA, 138 AB,
D14/247–248, 137, 147, 218, 341–347; D10/65,
D10/78, 104; D13/168; D18/7; 455/566,
455/575.1, 575.3

DESCRIPTION

See application file for complete search history.

FIG. 1 is a perspective view of a cellular phone showing our
new design;

FIG. 2 is a front elevational view thereof;

FIG. 3 is a rear elevational view thereof;

FIG. 4 is a left side elevational view thereof;

FIG. 5 is a right side elevational view thereof;

FIG. 6 is a top plan view thereof;

FIG. 7 is a bottom plan view thereof;

FIG. 8 is a front elevational view of the cellular phone show-
ing our new design in a state in which the cellular phone is
open when used; and,

FIG. 9 is a left side elevational view of the cellular phone
showing our new design in a state in which the cellular phone
is open when used.

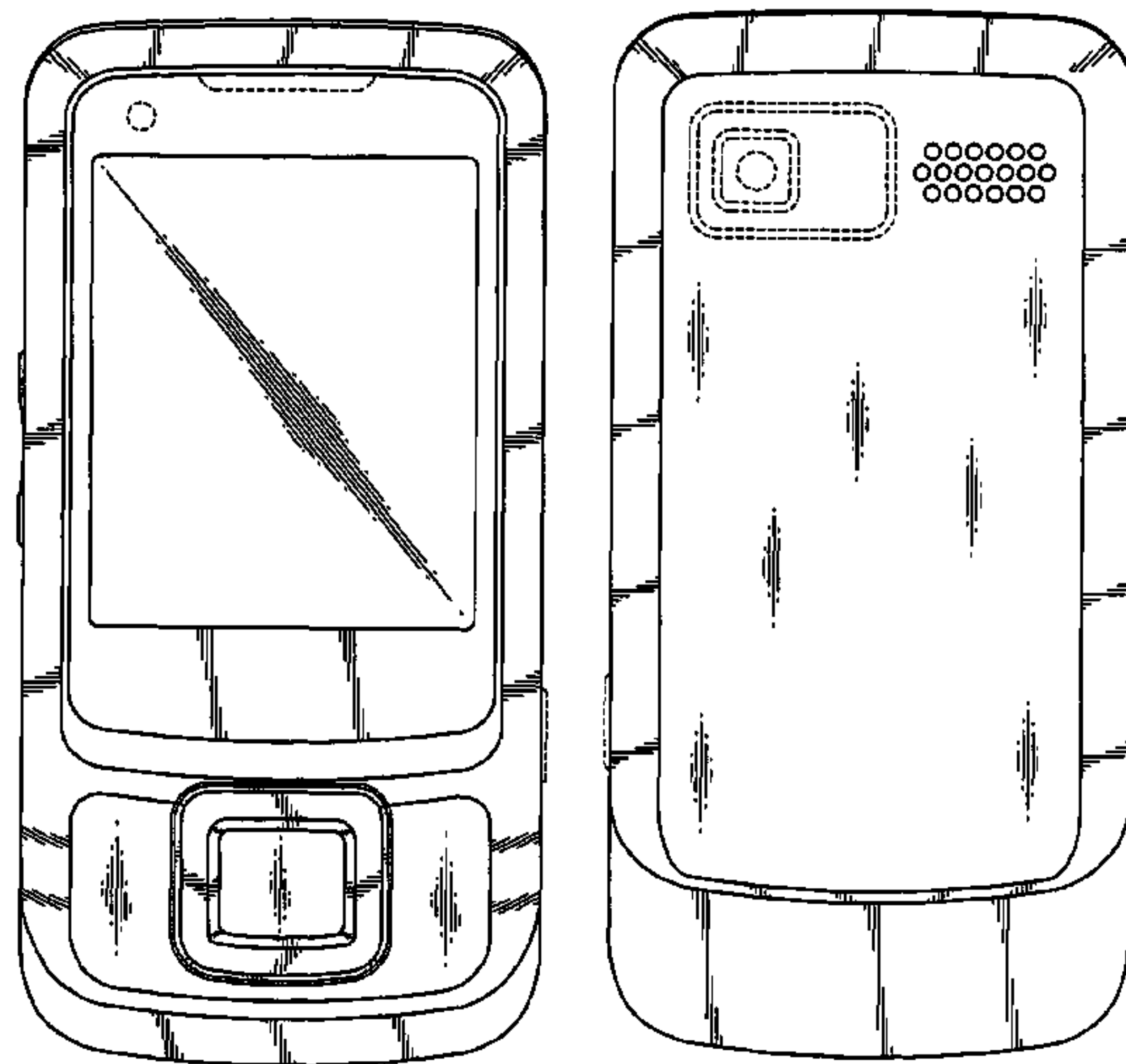
The broken lines immediately adjacent the shaded areas rep-
resent the bounds of the claimed design while all other broken
lines are directed to environment and are for illustrative pur-
poses only; the broken lines form no part of the claimed
design.

(56) **References Cited**

U.S. PATENT DOCUMENTS

D495,695 S	*	9/2004	Yugaya	D14/346
D503,699 S	*	4/2005	Lee et al.	D14/138 AD
D509,202 S	*	9/2005	Lee et al.	D14/138 AD
D519,998 S	*	5/2006	Park	D14/346
D530,295 S	*	10/2006	Chung et al.	D14/138 AD
D545,289 S	*	6/2007	Wang	D14/138 AD
D549,202 S	*	8/2007	Kim et al.	D14/138 AB
D549,205 S	*	8/2007	Cho	D14/138 AD
D551,201 S	*	9/2007	Kim et al.	D14/138 AD
D562,298 S	*	2/2008	Yoon	D14/138 AD
D563,369 S	*	3/2008	Kim et al.	D14/138 AD
D576,143 S	*	9/2008	Jeoung et al.	D14/138 AD
D576,595 S	*	9/2008	Han et al.	D14/138 AD
D579,899 S	*	11/2008	Park et al.	D14/138 AD
D581,386 S	*	11/2008	Oh et al.	D14/138 AD

1 Claim, 9 Drawing Sheets



U.S. PATENT DOCUMENTS

D584,708 S * 1/2009 Wu et al. D14/138 AD
D589,483 S * 3/2009 Tkachuk D14/138 AD
D591,714 S * 5/2009 Kim et al. D14/138 AD
D592,172 S * 5/2009 Chen D14/138 AD
7,555,312 B2 * 6/2009 Kim et al. 455/556.1
D597,518 S * 8/2009 Asmussen D14/138 AD
2005/0190291 A1 * 9/2005 Kota et al. 348/376
2007/0021160 A1 * 1/2007 Li 455/575.4
2007/0072659 A1 * 3/2007 Ryu 455/575.3

OTHER PUBLICATIONS

HP iPAQ rw6818, announced 2nd quarter 2006, [online], [retrieved on Feb. 20, 2007]. Retrieved from Internet ,<URL: <http://www.gsmarena.com>>.*

InnoStream INNO P10, announced Jun. 2005, [online], [retrieved on Feb. 20, 2007]. Retrieved from Internet ,<URL: <http://www.gsmarena.com>>.*

Sagem my721z, announced Feb. 2008, [online], [retrieved on Mar. 21, 2008]. Retrieved from Internet ,<URL: <http://www.gsmarena.com>>.*

Samsung D710, announced 1st quarter 2004, [online], [retrieved on Aug. 21, 2007]. Retrieved from Internet ,<URL: <http://www.gsmarena.com>>.*

Samsung M610, announced Oct. 2007, [online], [retrieved on Dec. 13, 2007]. Retrieved from Internet ,<URL: <http://www.gsmarena.com>>.*

Huawei U7310, announced 2nd quarter 2008, [online], [retrieved on Feb. 20, 2009]. Retrieved from Internet ,<URL: <http://www.gsmarena.com>>.*

* cited by examiner

FIG. 1

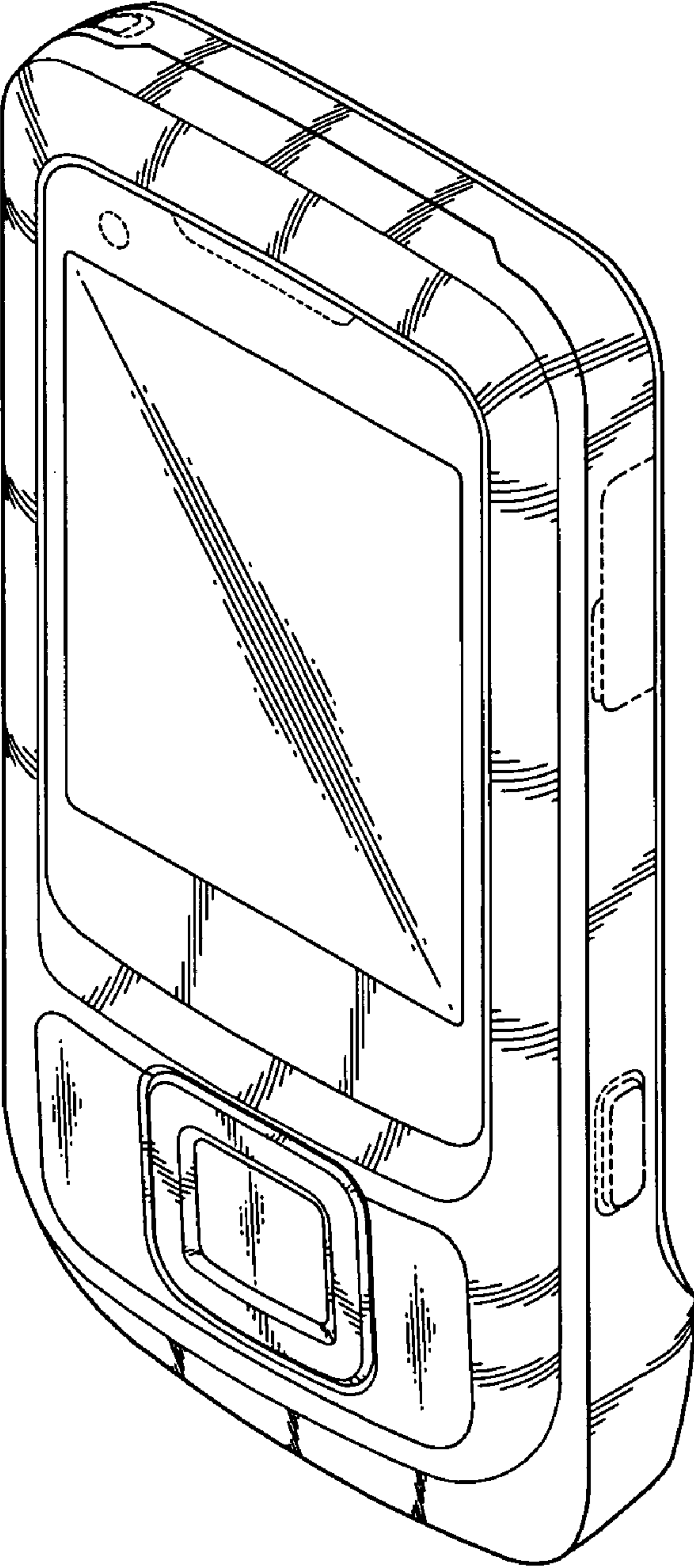


FIG. 2

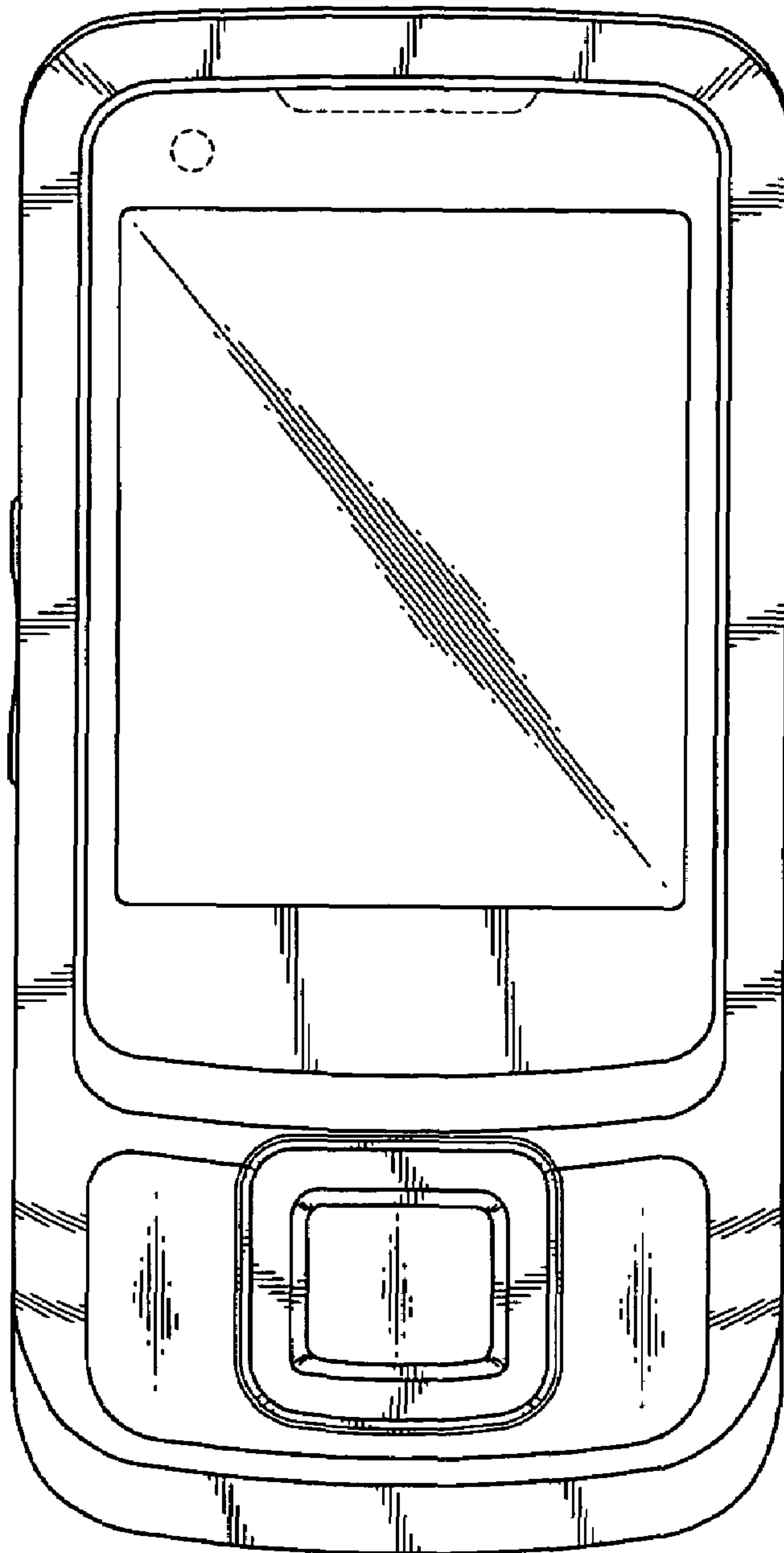


FIG. 3

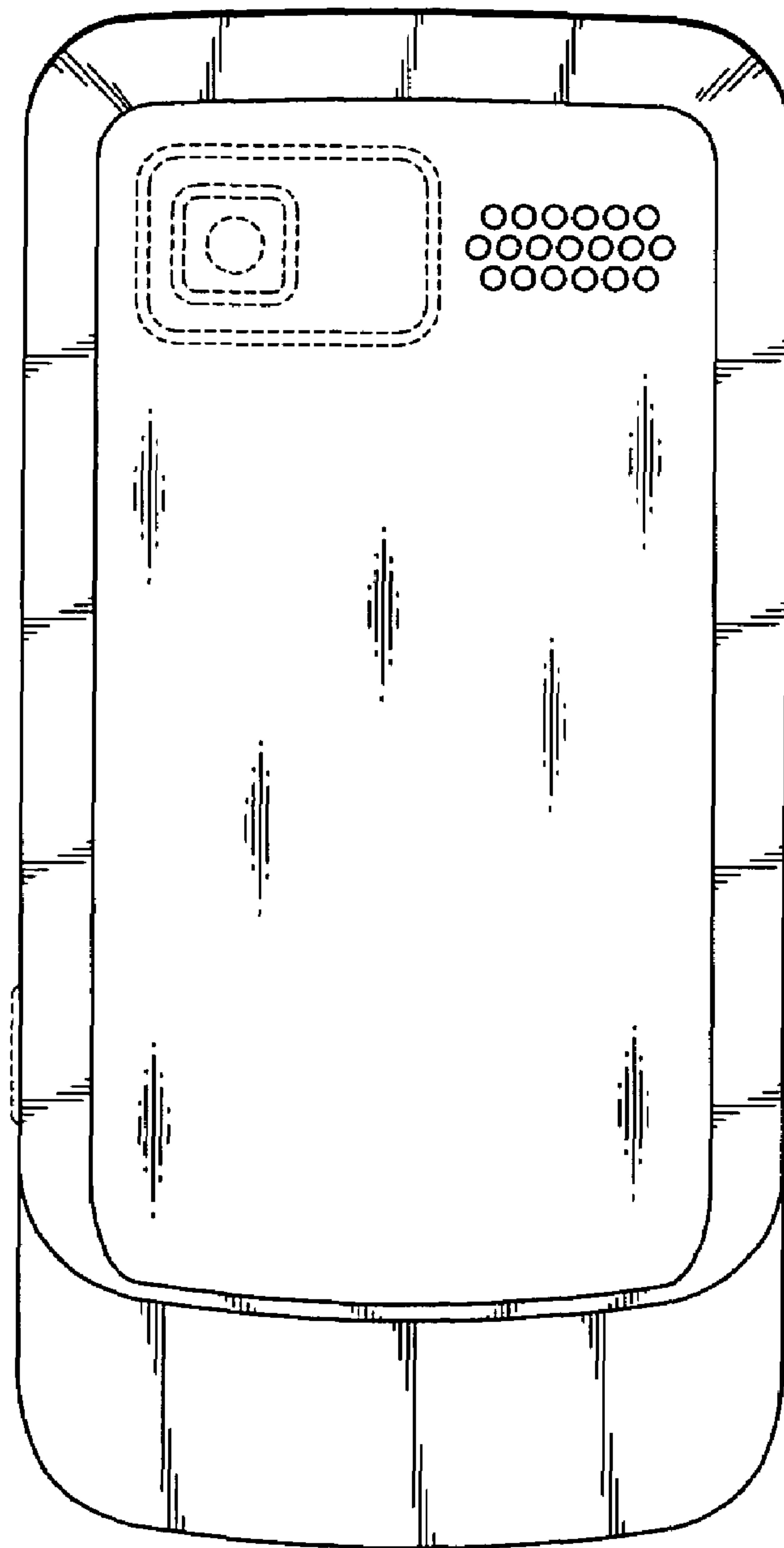


FIG. 4

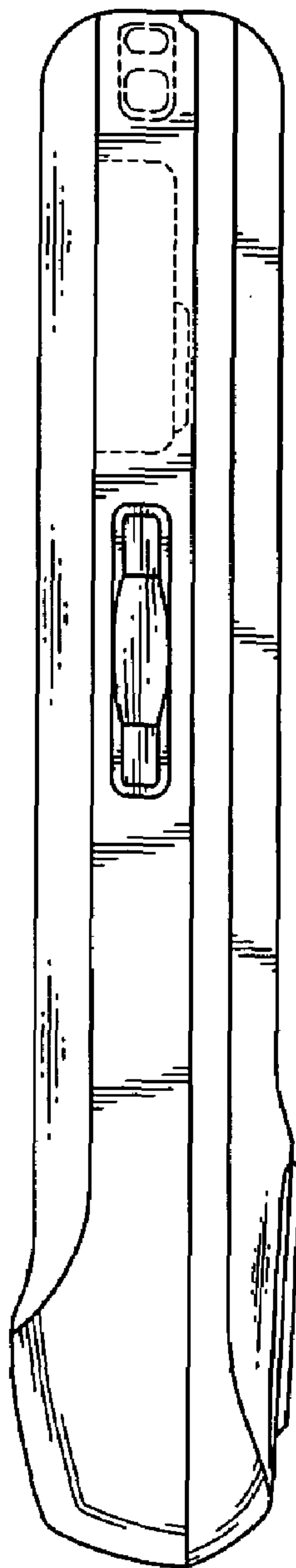


FIG. 5

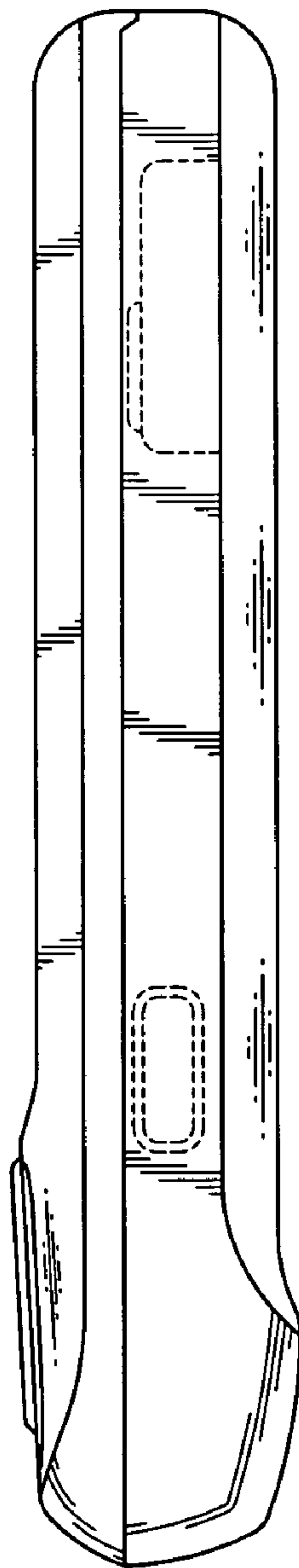


FIG. 6

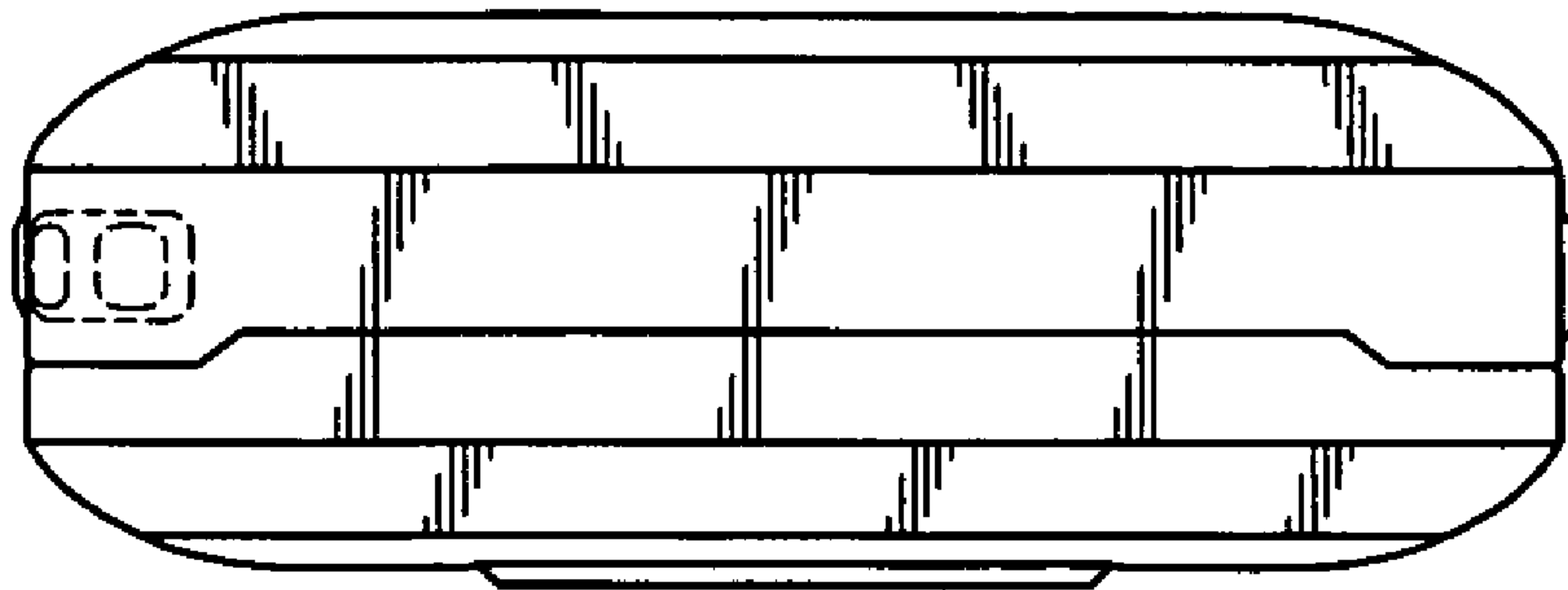


FIG. 7

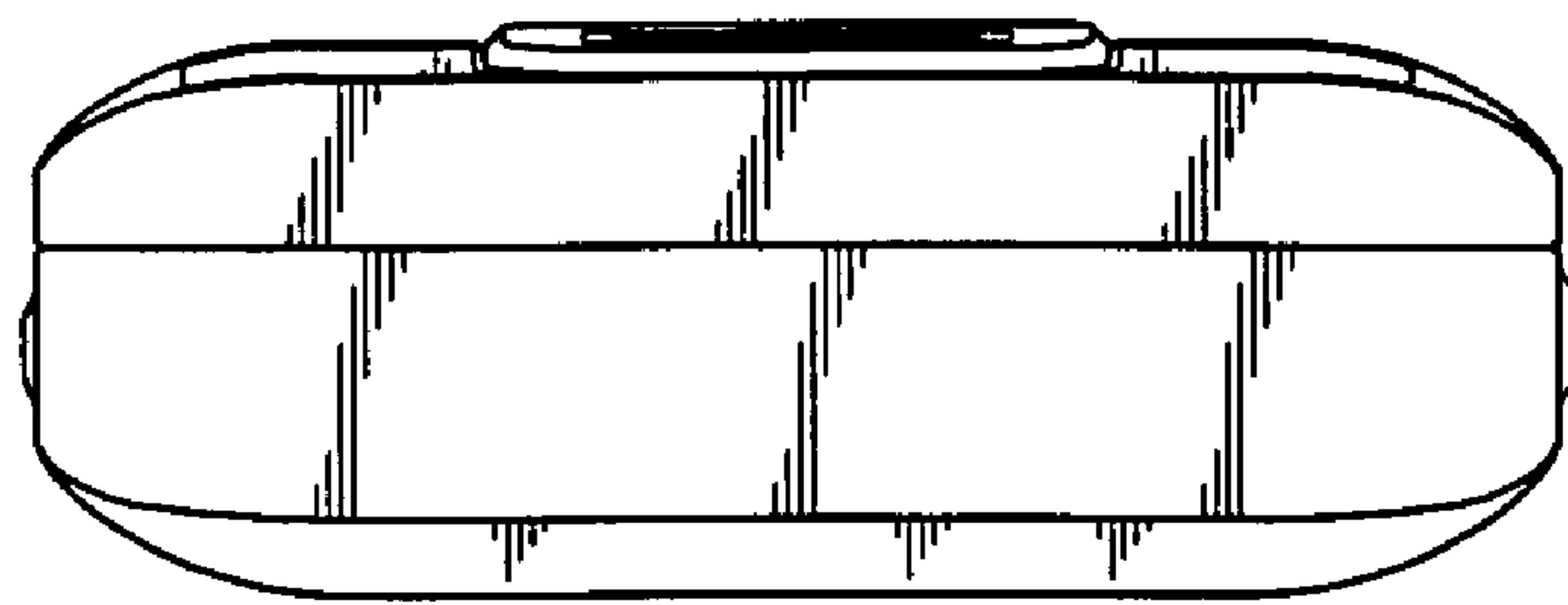


FIG. 8

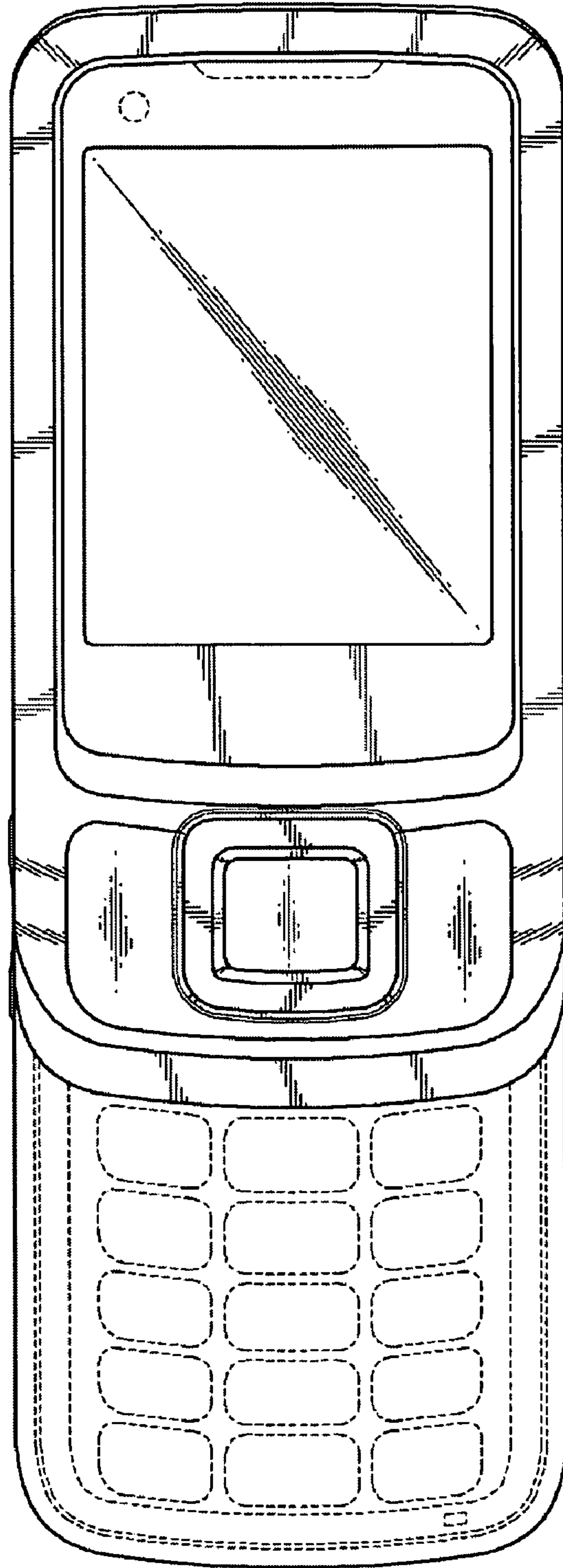


FIG. 9

