

US00D609666S

(12) **United States Design Patent**
Su et al.

(10) **Patent No.:** **US D609,666 S**
(45) **Date of Patent:** **** Feb. 9, 2010**

(54) **MOBILE PHONE**

(75) Inventors: **Tao Su**, Shenzhen (CN); **Chih-Chiang Chang**, Taipei Hsien (TW)

(73) Assignee: **FIH (Hong Kong) Limited**, Kowloon (HK)

(**) Term: **14 Years**

(21) Appl. No.: **29/321,613**

(22) Filed: **Jul. 21, 2008**

(30) **Foreign Application Priority Data**

Apr. 16, 2008 (CN) 2008 3 0300534

(51) **LOC (9) Cl.** **14-03**

(52) **U.S. Cl.** **D14/138 AA**

(58) **Field of Classification Search** D14/138 AA,
D14/138 R, 147, 341, 346, 137; 455/575.1,
455/90.3, 556.1; 379/433.01, 433.04
See application file for complete search history.

(56) **References Cited**

U.S. PATENT DOCUMENTS

D524,278	S	*	7/2006	Hsiung	D14/138 AA
D525,228	S	*	7/2006	Kim et al.	D14/138 AA
D532,767	S	*	11/2006	Yoshino et al.	D14/138 AA
D540,773	S	*	4/2007	Meng et al.	D14/138 AA
D541,781	S	*	5/2007	Chen	D14/138 AA
D545,800	S	*	7/2007	Ou et al.	D14/138 AA
D549,208	S	*	8/2007	Huang et al.	D14/138 AA
D555,621	S	*	11/2007	Seo	D14/138 AA
D560,631	S	*	1/2008	Sheu et al.	D14/138 AA
D560,635	S	*	1/2008	Kim et al.	D14/138 AA
D565,000	S	*	3/2008	Pitt	D14/138 AA
D569,824	S	*	5/2008	Cobb et al.	D14/138 AA
D572,693	S	*	7/2008	Miake	D14/138 AA
D572,700	S	*	7/2008	Kwon et al.	D14/138 AA

7,400,916	B2	*	7/2008	Lee et al.	455/575.4
D576,591	S	*	9/2008	Aarras	D14/138 AA
D576,993	S	*	9/2008	Park et al.	D14/138 AA
D580,902	S	*	11/2008	Bolton et al.	D14/138 AA
D583,343	S	*	12/2008	Lee et al.	D14/138 AA
D584,279	S	*	1/2009	Yoshie et al.	D14/138 AA
D586,326	S	*	2/2009	Hwang	D14/147
D588,563	S	*	3/2009	Oh et al.	D14/138 R
D589,016	S	*	3/2009	Richardson et al.	..	D14/138 AA
D589,919	S	*	4/2009	Bower	D14/138 AA

OTHER PUBLICATIONS

Sharp 550SH telephone, announced Feb. 2006, [online], [site visited Sep. 16, 2009]. Available from Internet, <URL: <http://www.gsmarena.com>>.*

* cited by examiner

Primary Examiner—Jeffrey D Asch

(74) *Attorney, Agent, or Firm*—Steven M. Reiss

(57) **CLAIM**

The ornamental design for a mobile phone, as shown, and described.

DESCRIPTION

FIG. 1 is a perspective view of a mobile phone showing our new design;

FIG. 2 is a front elevational view thereof;

FIG. 3 is a rear elevational view thereof;

FIG. 4 is a left side elevational view thereof;

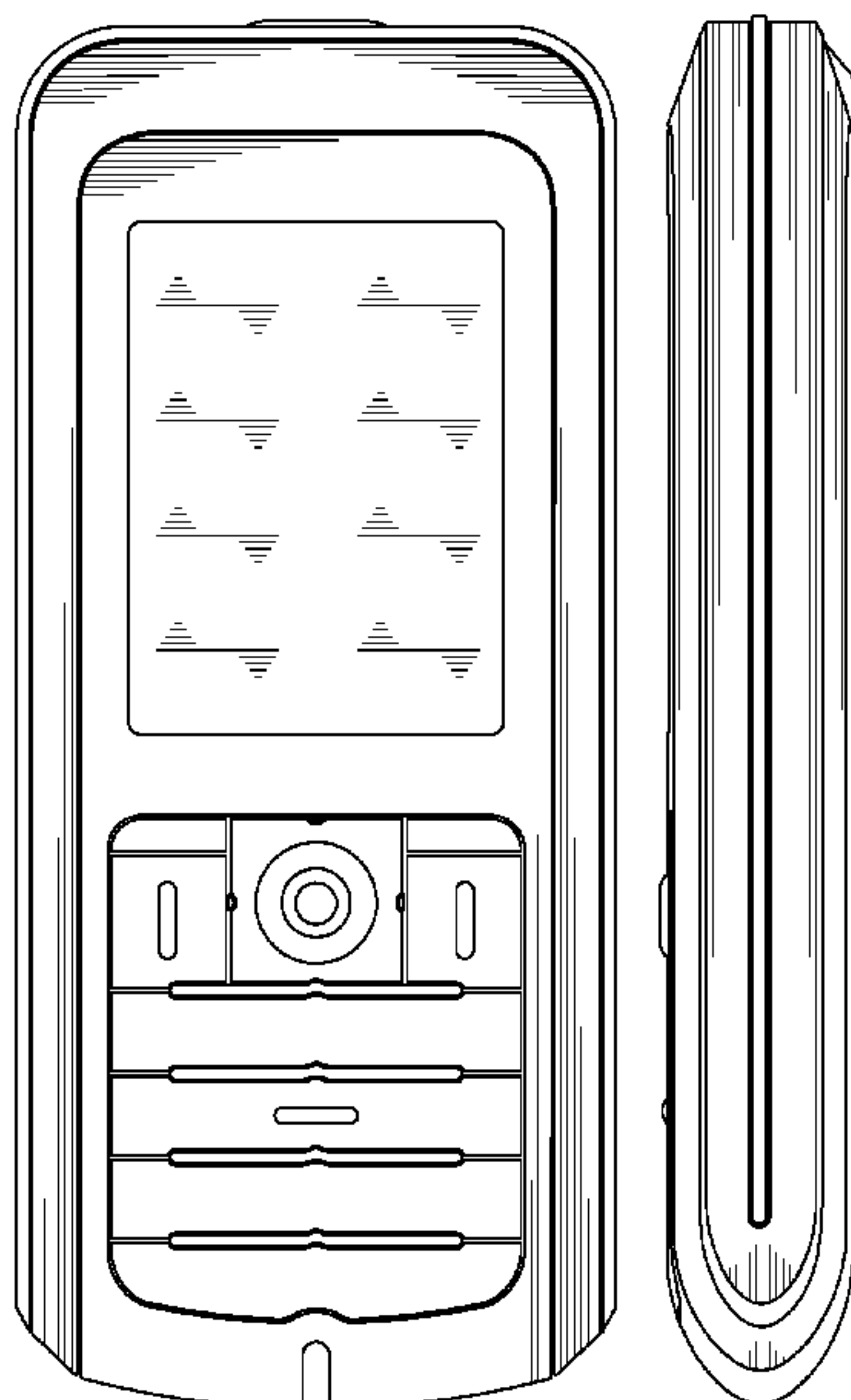
FIG. 5 is a right side elevational view thereof;

FIG. 6 is a top plan view thereof; and,

FIG. 7 is a bottom plan view thereof.

The shading lines on the display form no part of the claimed design.

1 Claim, 7 Drawing Sheets






FIG. 1




FIG. 2

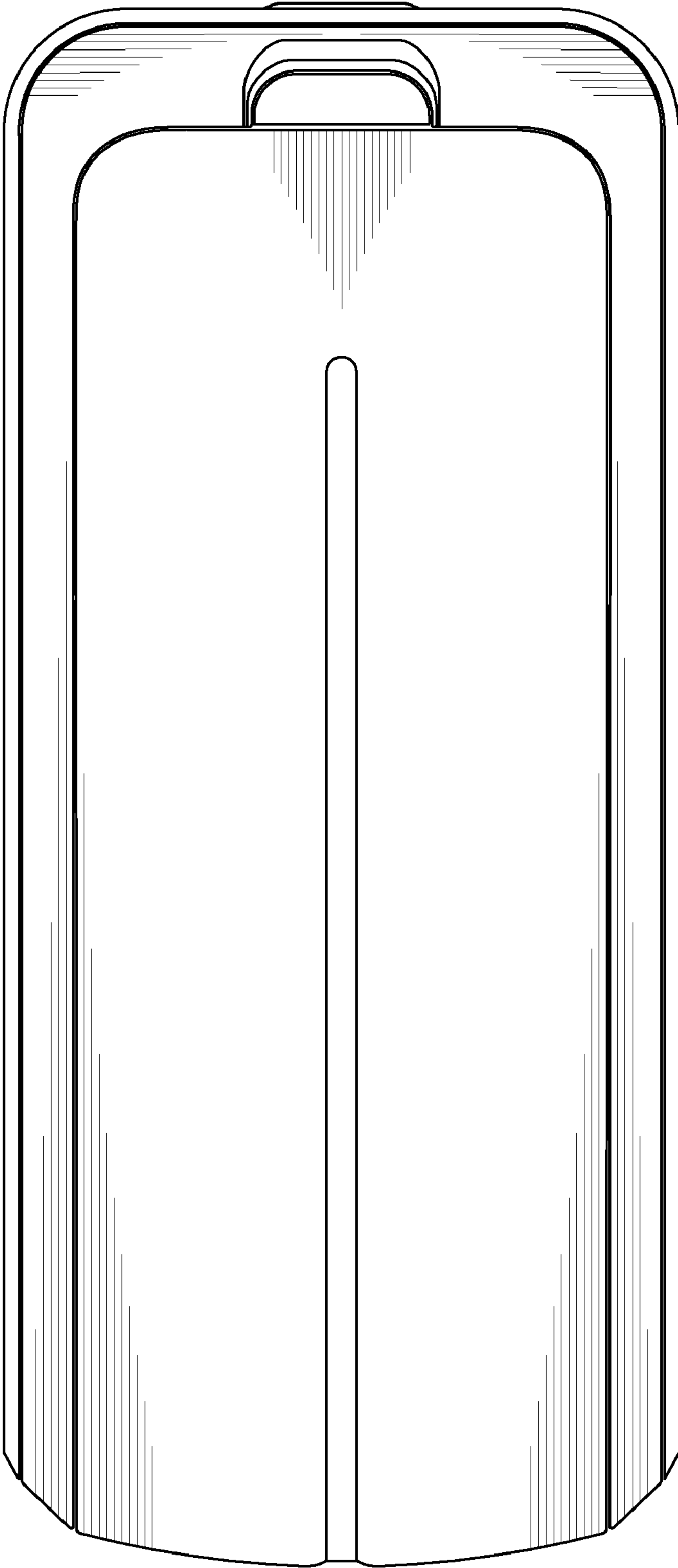


FIG. 3

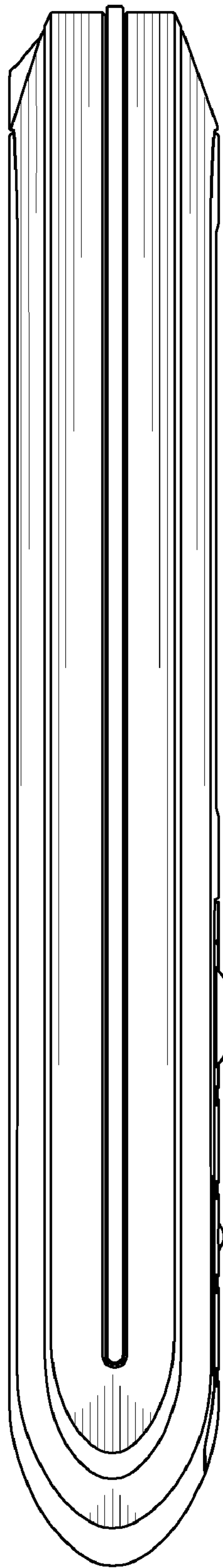


FIG. 4

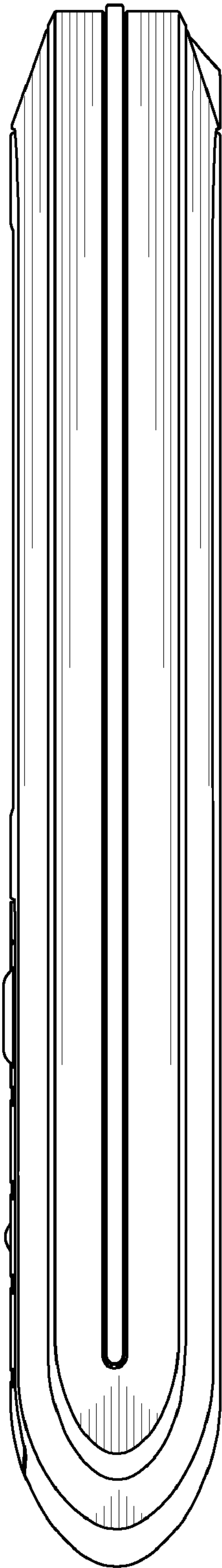


FIG. 5

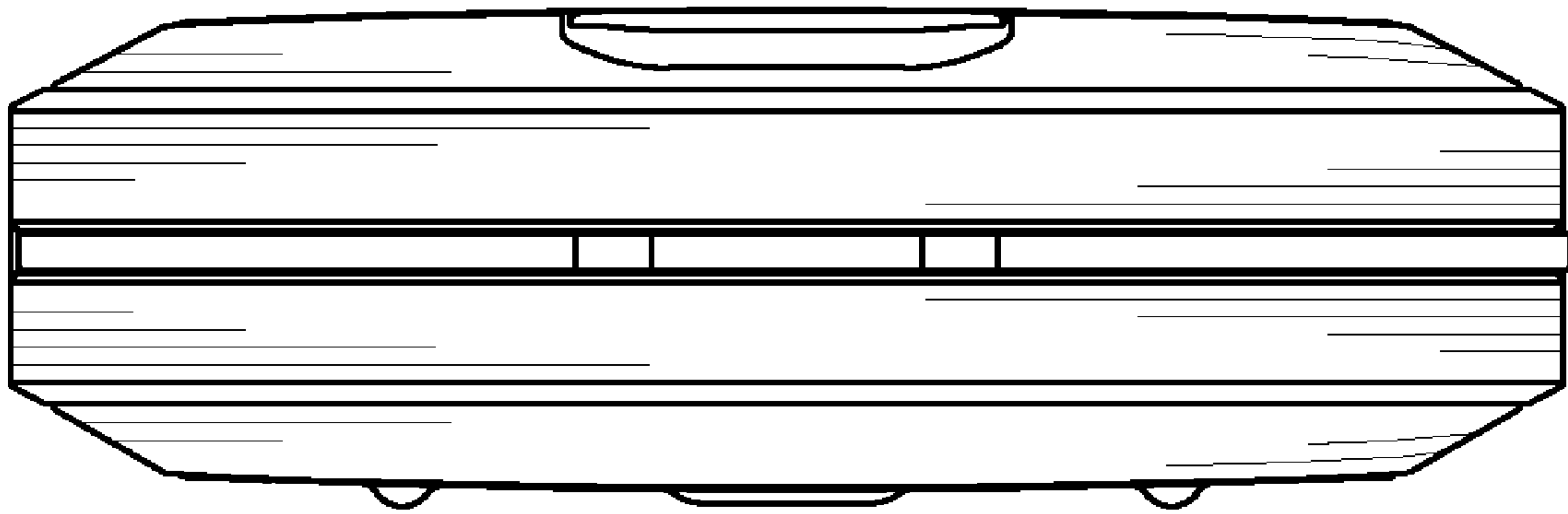


FIG. 6

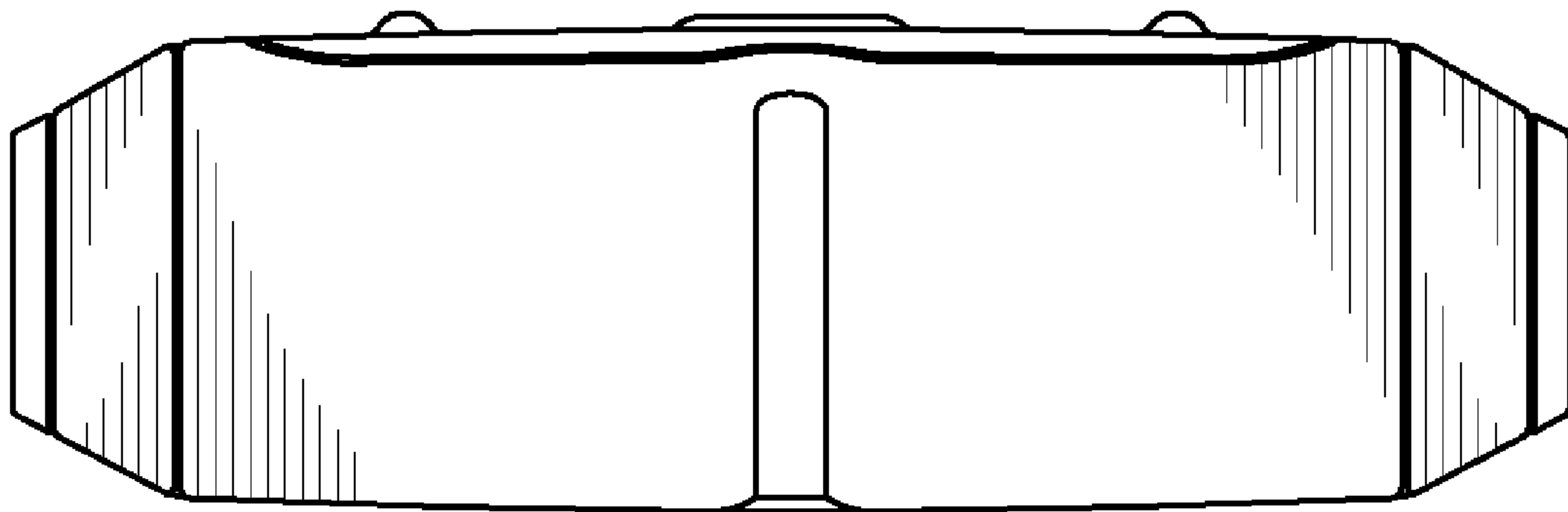


FIG. 7