



US00D609657S

(12) **United States Design Patent**  
**Ju et al.**

(10) **Patent No.:** **US D609,657 S**

(45) **Date of Patent:** **\*\* Feb. 9, 2010**

(54) **TELEVISION**

(75) Inventors: **Keun Ho Ju**, Yongin-Si (KR); **Kwang Ho Choi**, Seoul (KR)

(73) Assignee: **LG Electronics Inc.**, Seoul (KR)

(\*\*) Term: **14 Years**

(21) Appl. No.: **29/290,676**

(22) Filed: **Jan. 2, 2008**

(30) **Foreign Application Priority Data**

Jul. 3, 2007 (KR) ..... 30-2007-0028714

(51) **LOC (9) Cl.** ..... **14-03**

(52) **U.S. Cl.** ..... **D14/126**

(58) **Field of Classification Search** ..... D14/125-134,  
D14/239, 371, 136, 374-377, 440, 450, 448,  
D14/336, 342; 312/7.2; 348/836, 838, 180,  
348/184, 325, 739; 341/12; 248/917-924,  
248/465; 345/104, 133, 156, 168, 87, 173;  
720/605, 669, 600, 655; 369/99, 197; 455/344,  
455/347; D21/329, 515, 577, 622, 333, 433,  
D21/448, 452, 450, 331; D6/477, 479, 300;  
273/148 B; 446/484, 175, 356; D10/15,  
D10/26

See application file for complete search history.

(56) **References Cited**

**U.S. PATENT DOCUMENTS**

D510,730 S \* 10/2005 Asanuma et al. .... D14/126

D545,820 S \* 7/2007 Won et al. .... D14/375  
D546,299 S \* 7/2007 Honda et al. .... D14/126  
D556,757 S \* 12/2007 Kim et al. .... D14/375  
D561,130 S \* 2/2008 Won et al. .... D14/126  
D567,201 S \* 4/2008 Profit ..... D14/126  
D574,342 S \* 8/2008 Lee et al. .... D14/126  
D576,975 S \* 9/2008 Oh et al. .... D14/126  
D579,427 S \* 10/2008 Cha ..... D14/126  
D582,366 S \* 12/2008 Yang et al. .... D14/126  
D583,339 S \* 12/2008 Hwang et al. .... D14/126  
D584,706 S \* 1/2009 Yoshimura et al. .... D14/126

\* cited by examiner

*Primary Examiner*—Raphael Barkai

(74) *Attorney, Agent, or Firm*—Morgan Lewis & Bockius LLP

(57) **CLAIM**

The ornamental design for a television, as shown and described.

**DESCRIPTION**

FIG. 1 is a front, right perspective of the television showing my new design;

FIG. 2 is a front view thereof;

FIG. 3 is a rear view thereof;

FIG. 4 is a left side view thereof;

FIG. 5 is a right side view thereof;

FIG. 6 is a top plan view thereof; and,

FIG. 7 is a bottom plan view thereof.

**1 Claim, 5 Drawing Sheets**

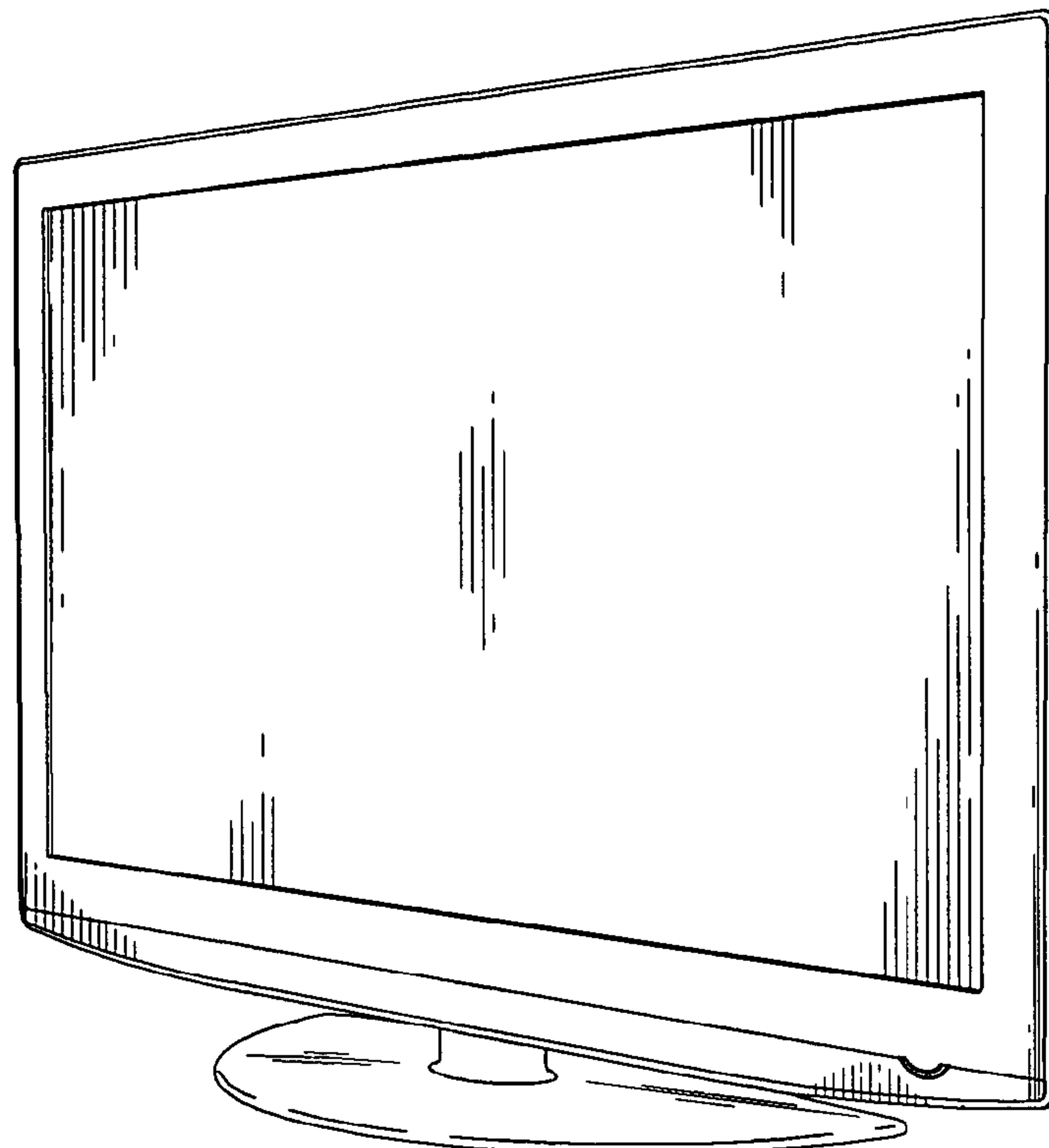


FIG.1

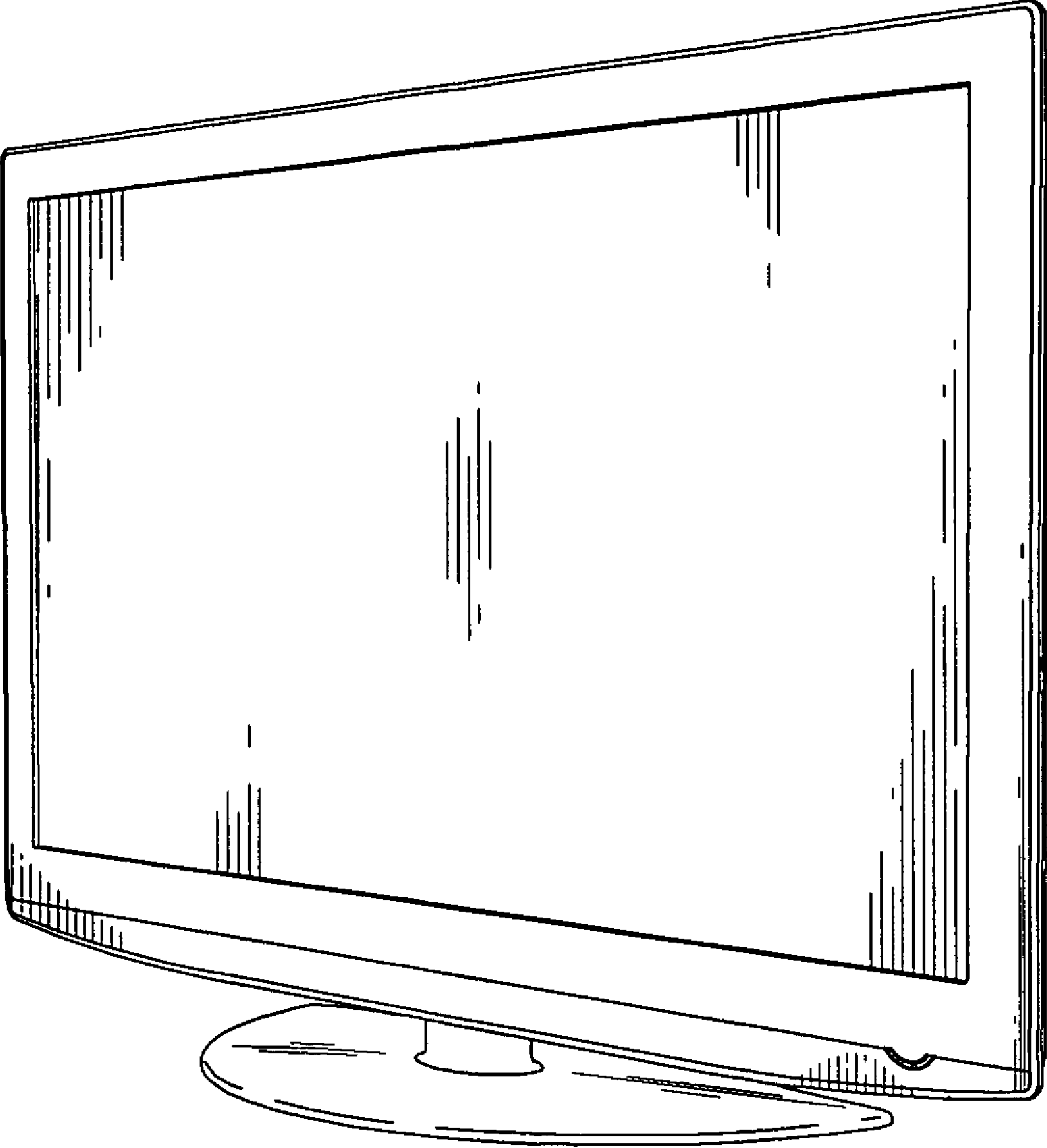


FIG.2

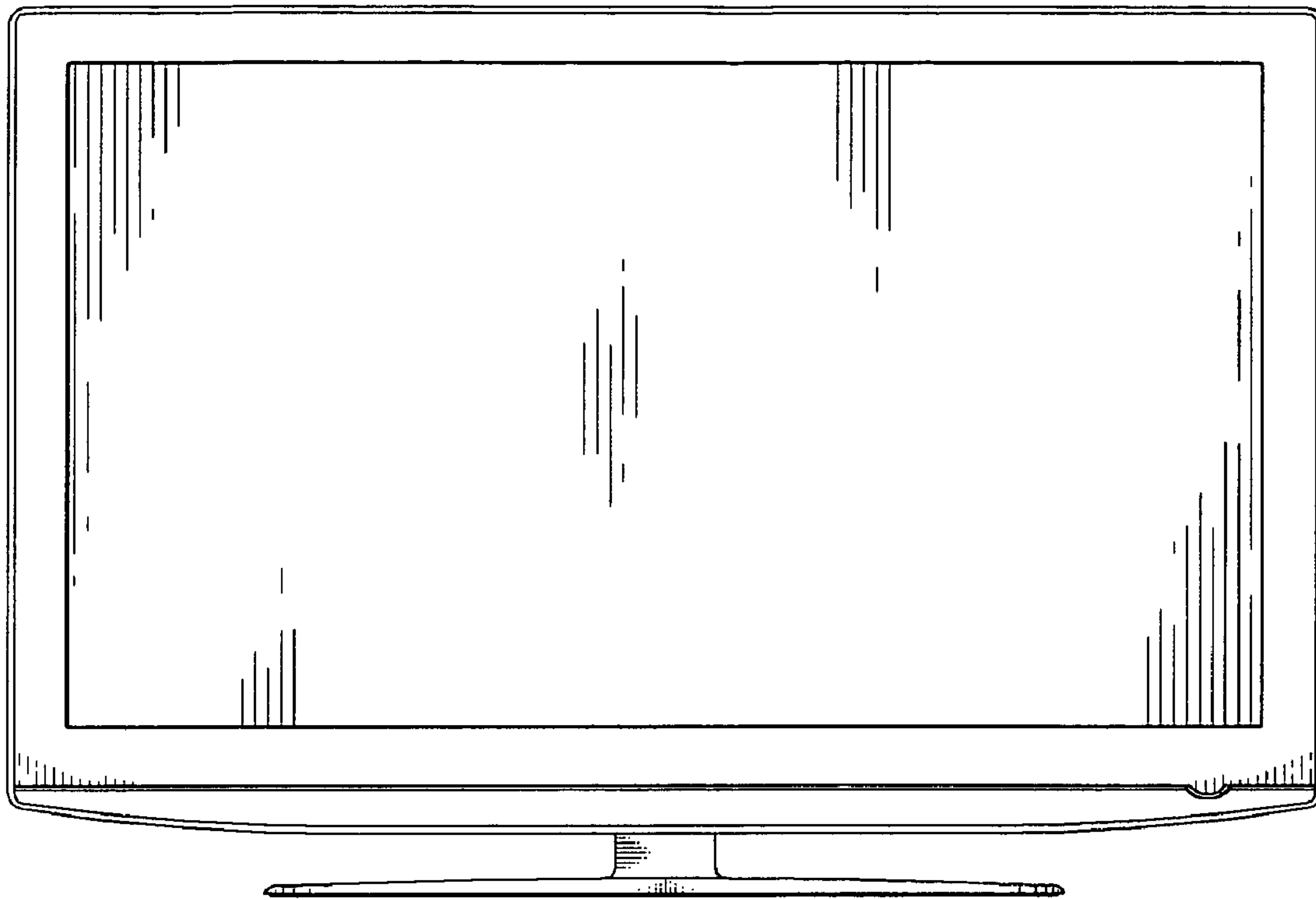
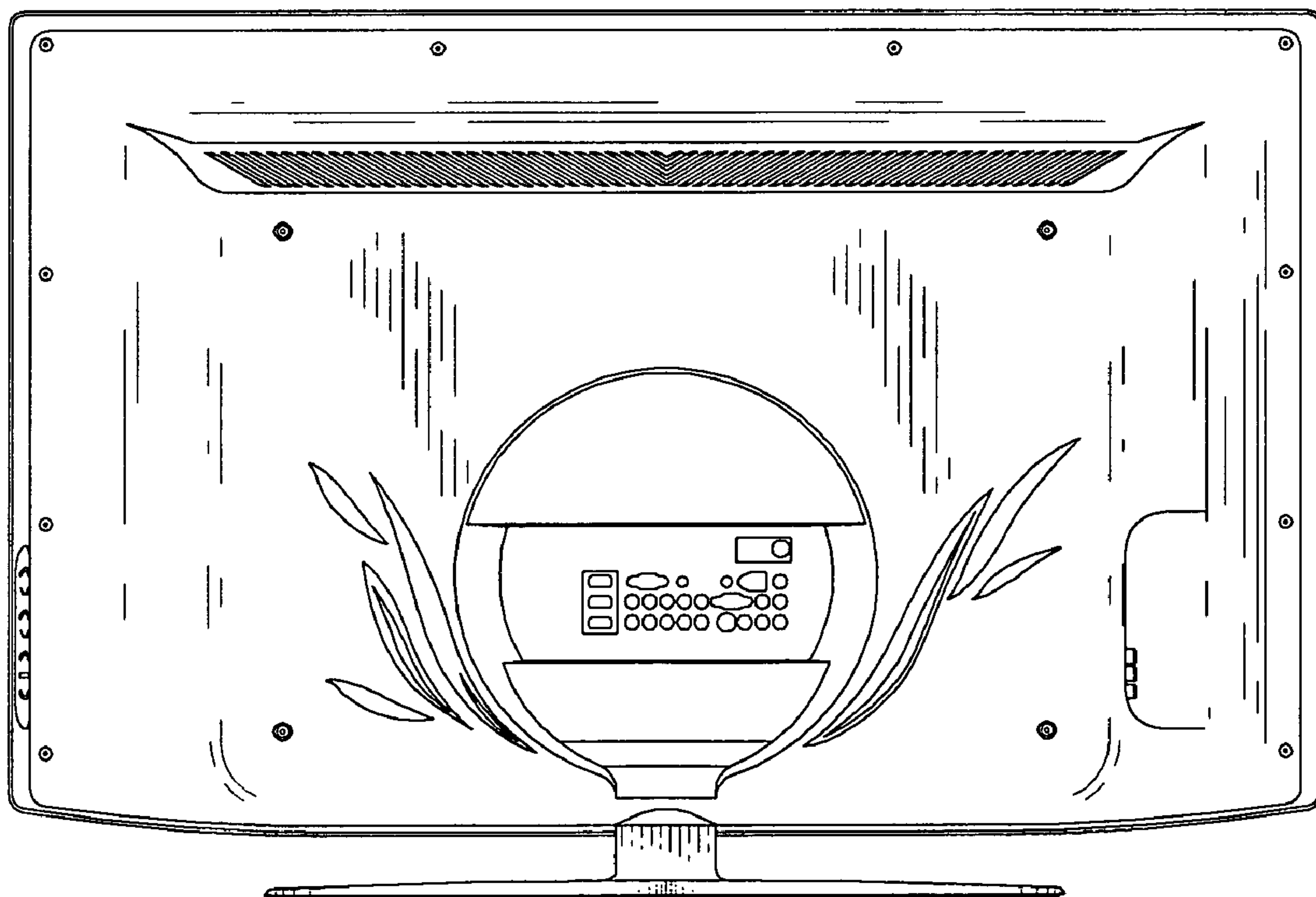


FIG.3



**FIG. 4**

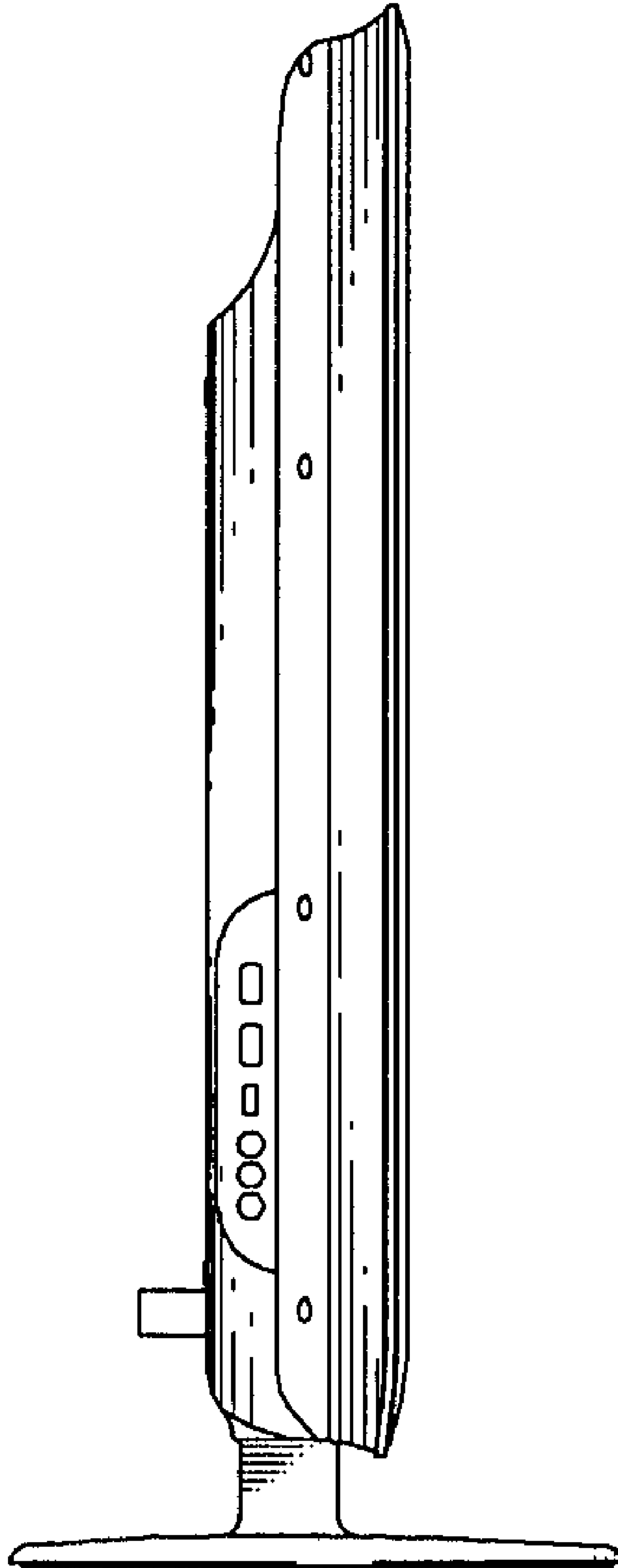


FIG.5

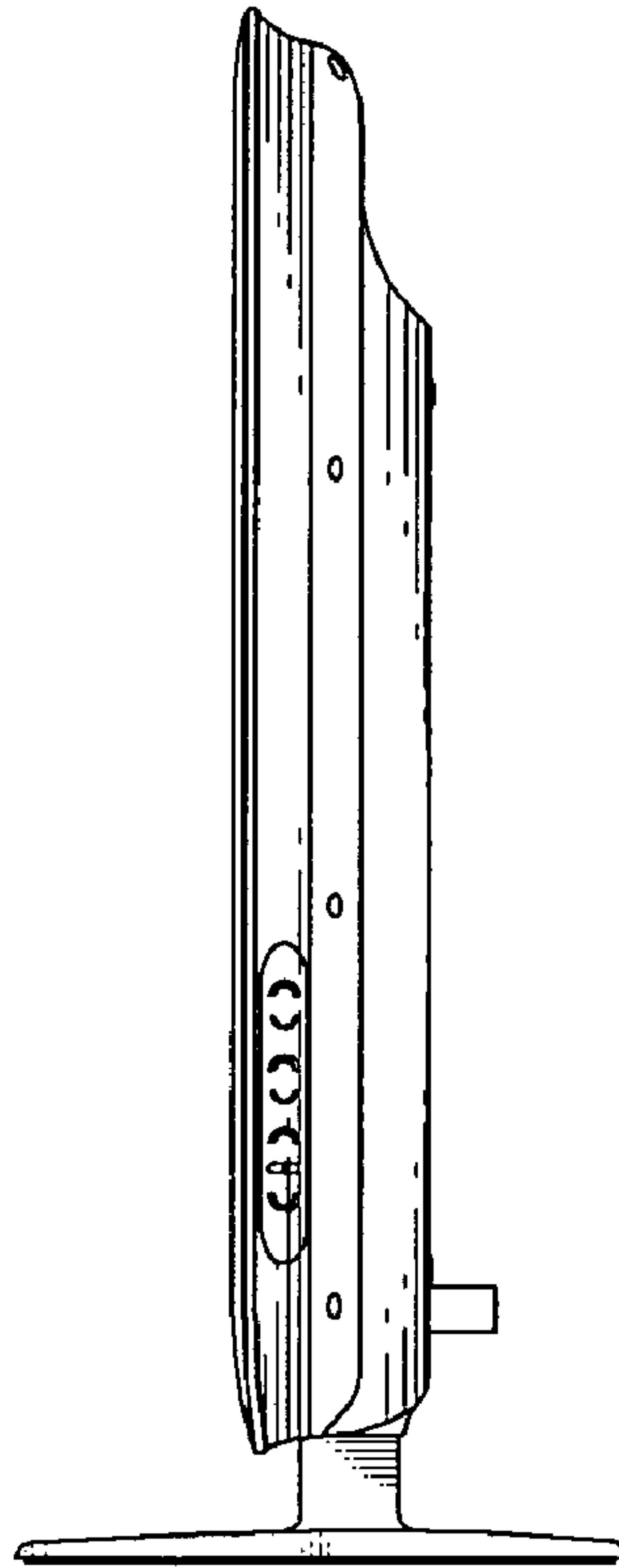


FIG.6

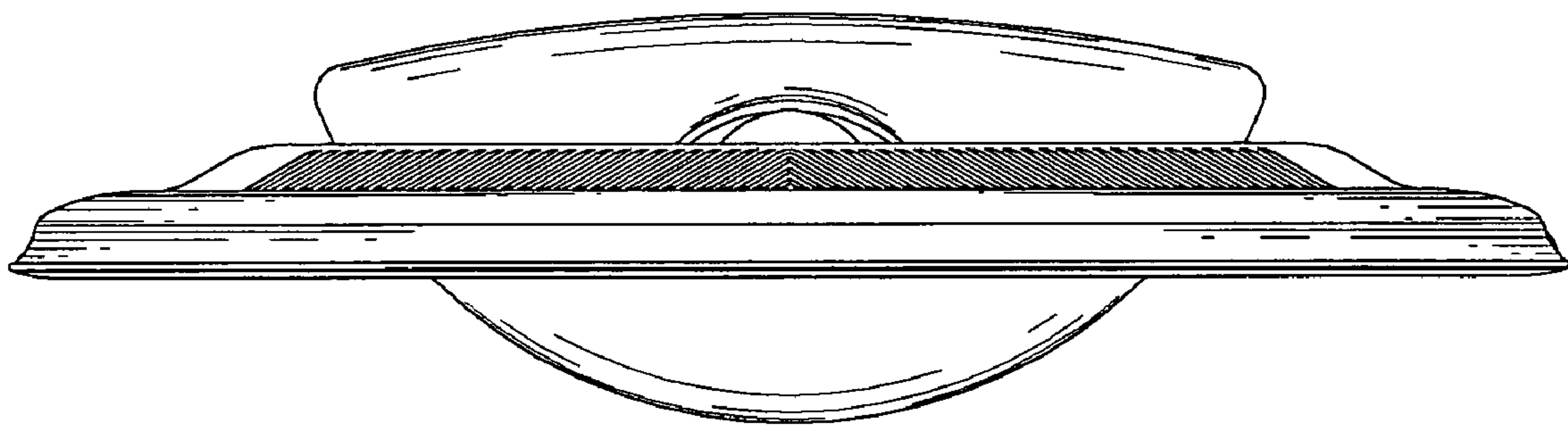


FIG.7

