



US00D609651S

(12) **United States Design Patent**
Chang et al.

(10) **Patent No.:** **US D609,651 S**

(45) **Date of Patent:** **** Feb. 9, 2010**

(54) **COAXIAL LIGHT SOURCE**

(75) Inventors: **Chih-Kuang Chang**, Taipei Hsien (TW); **Li Jiang**, Shenzhen (CN); **Dong-Hai Li**, Shenzhen (CH); **Yan-Li Li**, Shenzhen (CN); **Yong-Hong Ding**, Shenzhen (CN); **Xiao-Guang Xue**, Shenzhen (CH)

(73) Assignee: **Hon Hai Precision Industry Co., Ltd.**, Tu-Cheng, Taipei Hsien (TW)

(**) Term: **14 Years**

(21) Appl. No.: **29/323,218**

(22) Filed: **Aug. 21, 2008**

(30) **Foreign Application Priority Data**

Jul. 18, 2008 (CN) 2008 3 0301025

(51) **LOC (9) Cl.** **13-03**

(52) **U.S. Cl.** **D13/180**

(58) **Field of Classification Search** D13/101, D13/133-136, 146, 154, 184, 199; D26/113; 313/318.01, 318.05, 318.12; 439/236, 280, 439/660, 676; 385/76, 92, 88, 89, 139; 362/581
See application file for complete search history.

(56) **References Cited**

U.S. PATENT DOCUMENTS

D409,623 S * 5/1999 Bianco D14/240
5,924,889 A * 7/1999 Wang 439/490

D467,537 S * 12/2002 Wu et al. D13/101
D523,806 S * 6/2006 Symanzik et al. D13/101
D569,344 S * 5/2008 Kawasaki D13/135
D597,502 S * 8/2009 Ogata et al. D13/180
2002/0146208 A1 * 10/2002 Nakura et al. 385/53

* cited by examiner

Primary Examiner—Daniel D Bui

Assistant Examiner—Thomas J Johannes

(74) *Attorney, Agent, or Firm*—Zhigang Ma

(57) **CLAIM**

The ornamental design for a coaxial light source, as shown and described.

DESCRIPTION

FIG. 1 is a perspective view of a coaxial light source showing our design;

FIG. 2 is a front elevational view thereof;

FIG. 3 is a rear elevational view thereof;

FIG. 4 is a left-side, elevational view thereof;

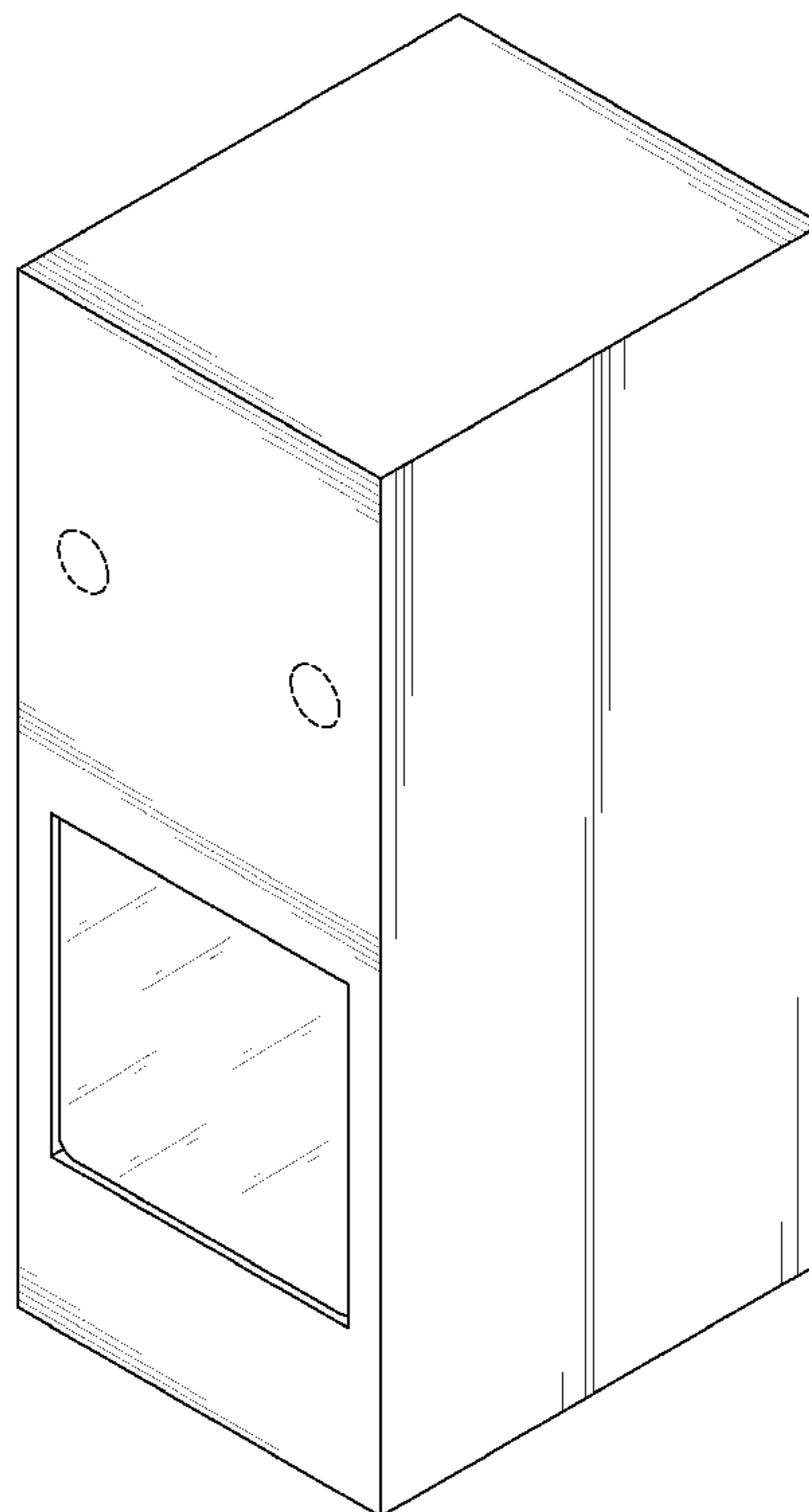
FIG. 5 is a right-side, elevational view thereof;

FIG. 6 is a top plan view thereof; and,

FIG. 7 is a bottom plan view thereof.

The broken line portion of the figure drawings is included to show unclaimed subject matter only and forms no part of the claimed design.

1 Claim, 7 Drawing Sheets



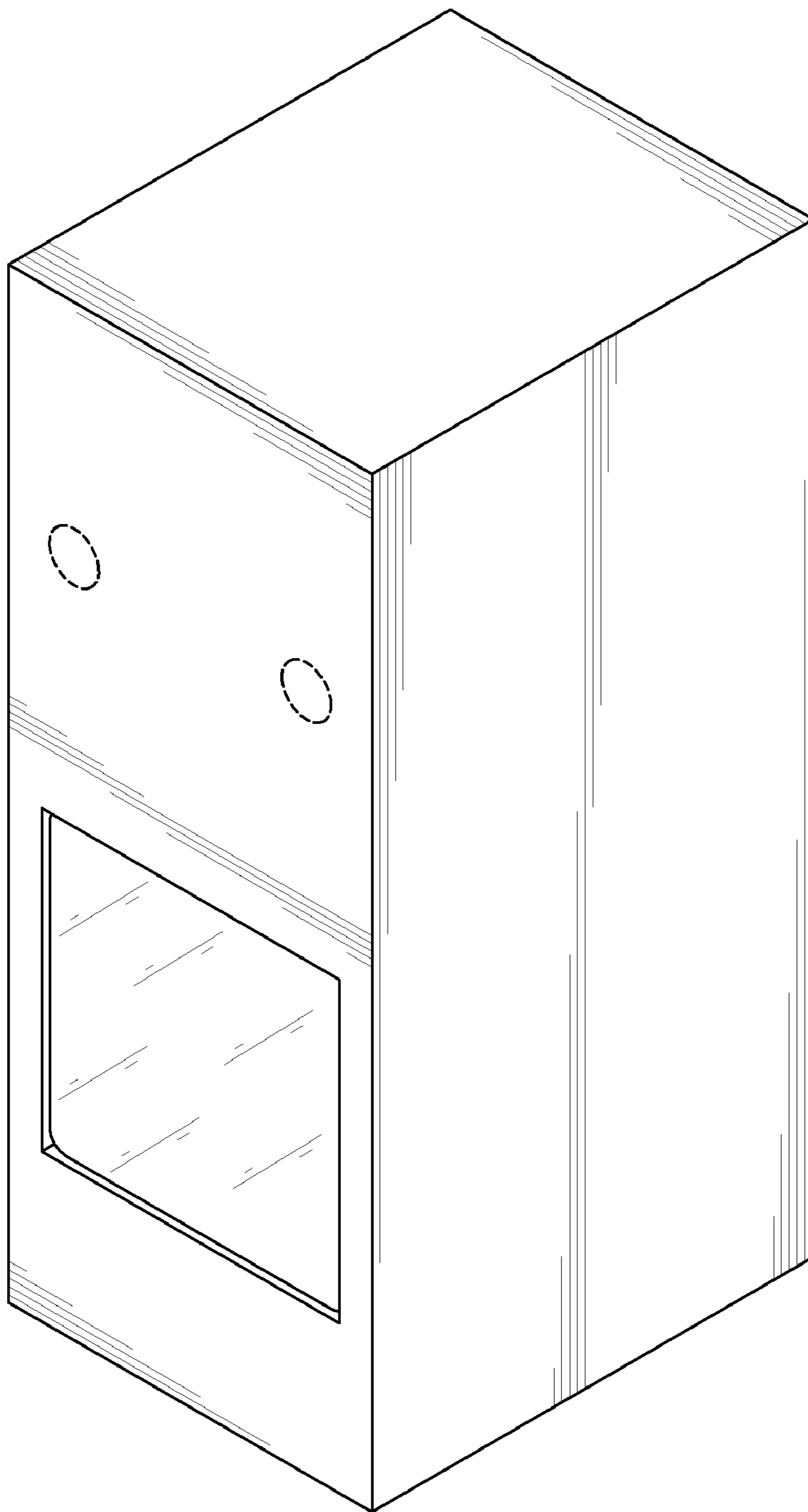


FIG. 1




FIG. 2

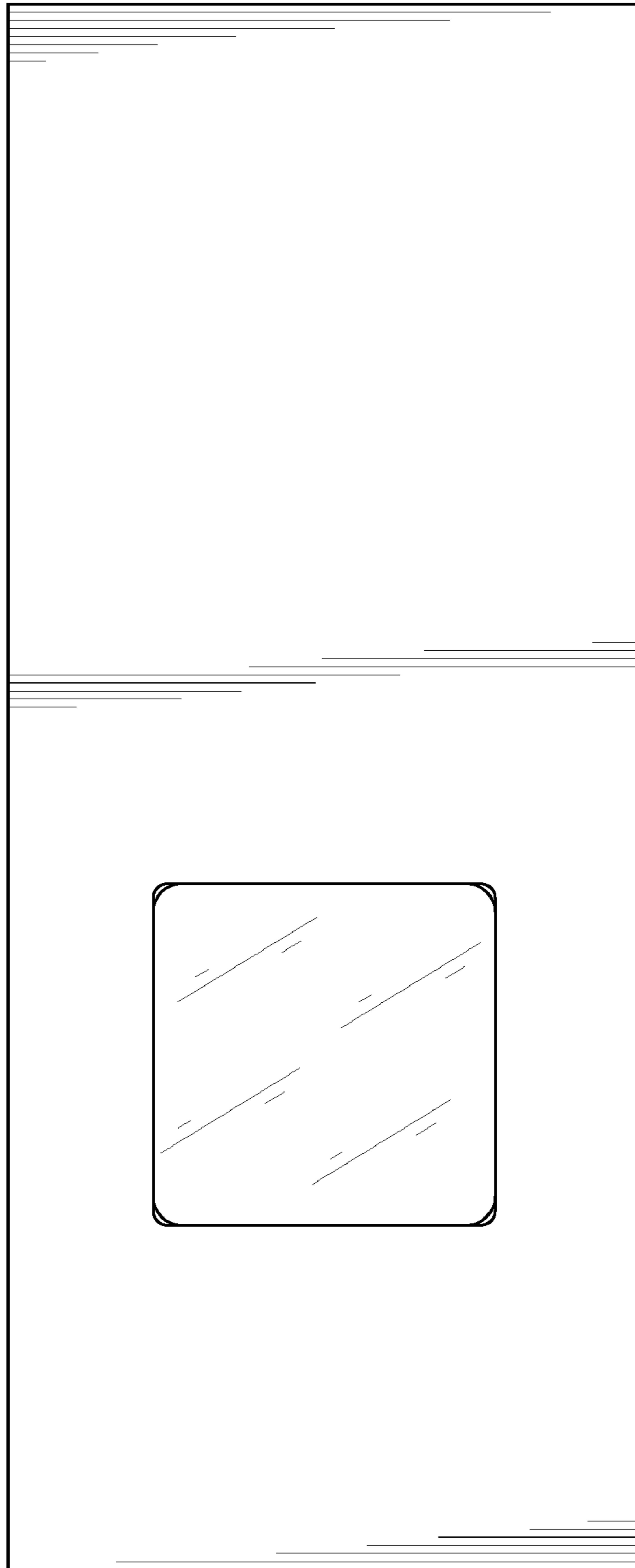


FIG. 3




FIG. 4




FIG. 5




FIG. 6

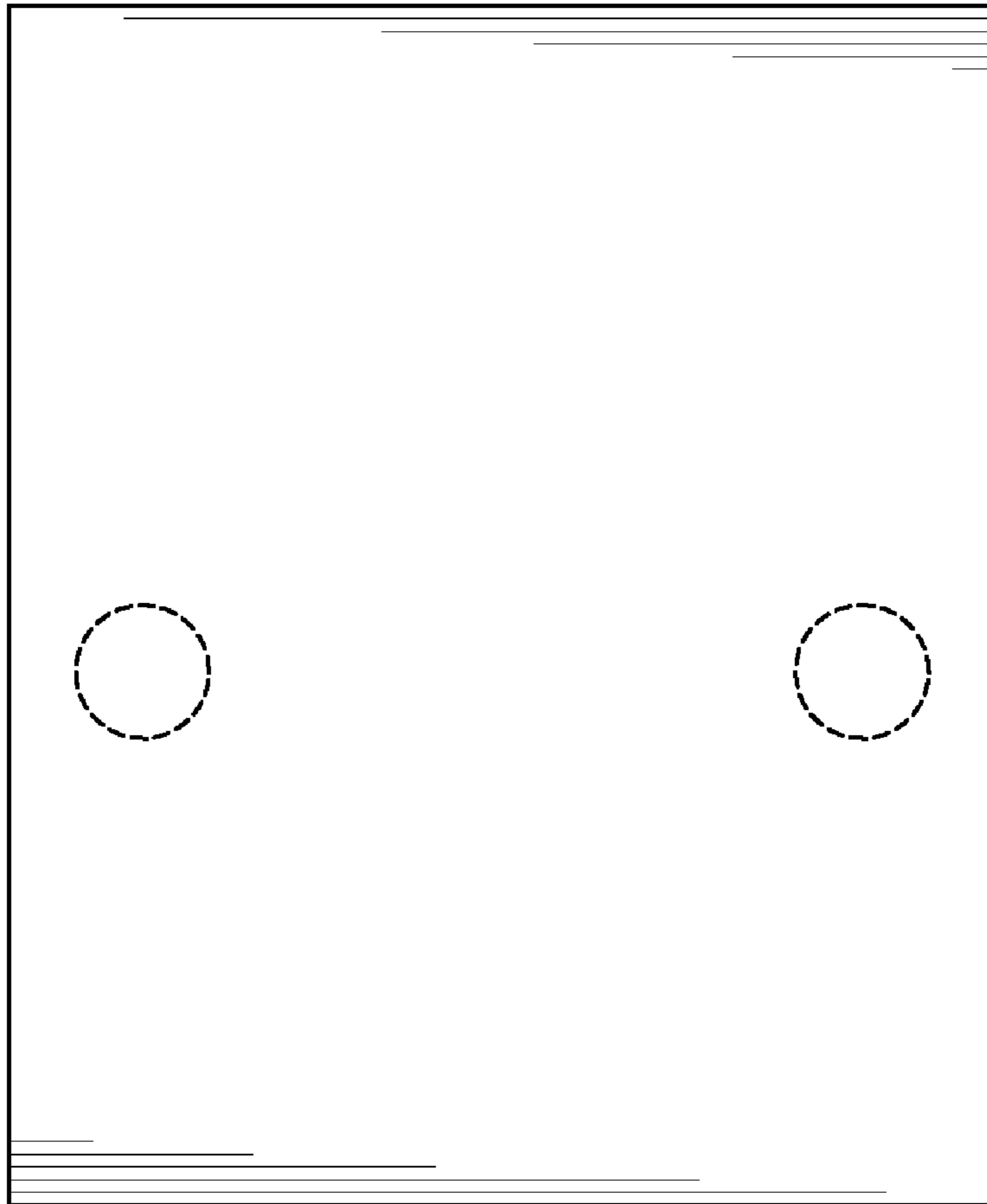


FIG. 7