



US00D609620S

(12) **United States Design Patent**  
**Wu**

(10) **Patent No.:** **US D609,620 S**

(45) **Date of Patent:** **\*\* Feb. 9, 2010**

(54) **AUTOMOBILE RUNNING BOARD**

(75) Inventor: **Hua-Chi Wu**, Tainan (TW)

(73) Assignee: **Coplus Inc.**, Tainan Hsien (TW)

(\*\*) Term: **14 Years**

(21) Appl. No.: **29/344,188**

(22) Filed: **Sep. 24, 2009**

(51) **LOC (9) Cl.** ..... **12-16**

(52) **U.S. Cl.** ..... **D12/203**

(58) **Field of Classification Search** ..... D12/203,  
D12/400, 114; D25/62, 69, 119-124; 182/90-92,  
182/150; 280/163-169, 414.1-414.3, 847-848;  
248/214

See application file for complete search history.

(56) **References Cited**

**U.S. PATENT DOCUMENTS**

D528,057 S \* 9/2006 Goldstein ..... D12/203

D535,600 S \* 1/2007 Goldstein ..... D12/203

D560,151 S \* 1/2008 Jeffries ..... D12/203

D568,221 S \* 5/2008 Cord et al. .... D12/203

D588,514 S \* 3/2009 Kudelko et al. .... D12/203

\* cited by examiner

*Primary Examiner*—Stacia Cadmus

(74) *Attorney, Agent, or Firm*—Christie, Parker & Hale, LLP.

(57) **CLAIM**

The ornamental design for an automobile running board, as shown and described.

**DESCRIPTION**

FIG. 1 is a perspective view of an automobile running board;

FIG. 2 is a front end view thereof;

FIG. 3 is a rear end view thereof;


FIG. 4 is a left side view thereof;

FIG. 5 is a right side view thereof;

FIG. 6 is a top view thereof; and,

FIG. 7 is a bottom view thereof.

**1 Claim, 4 Drawing Sheets**



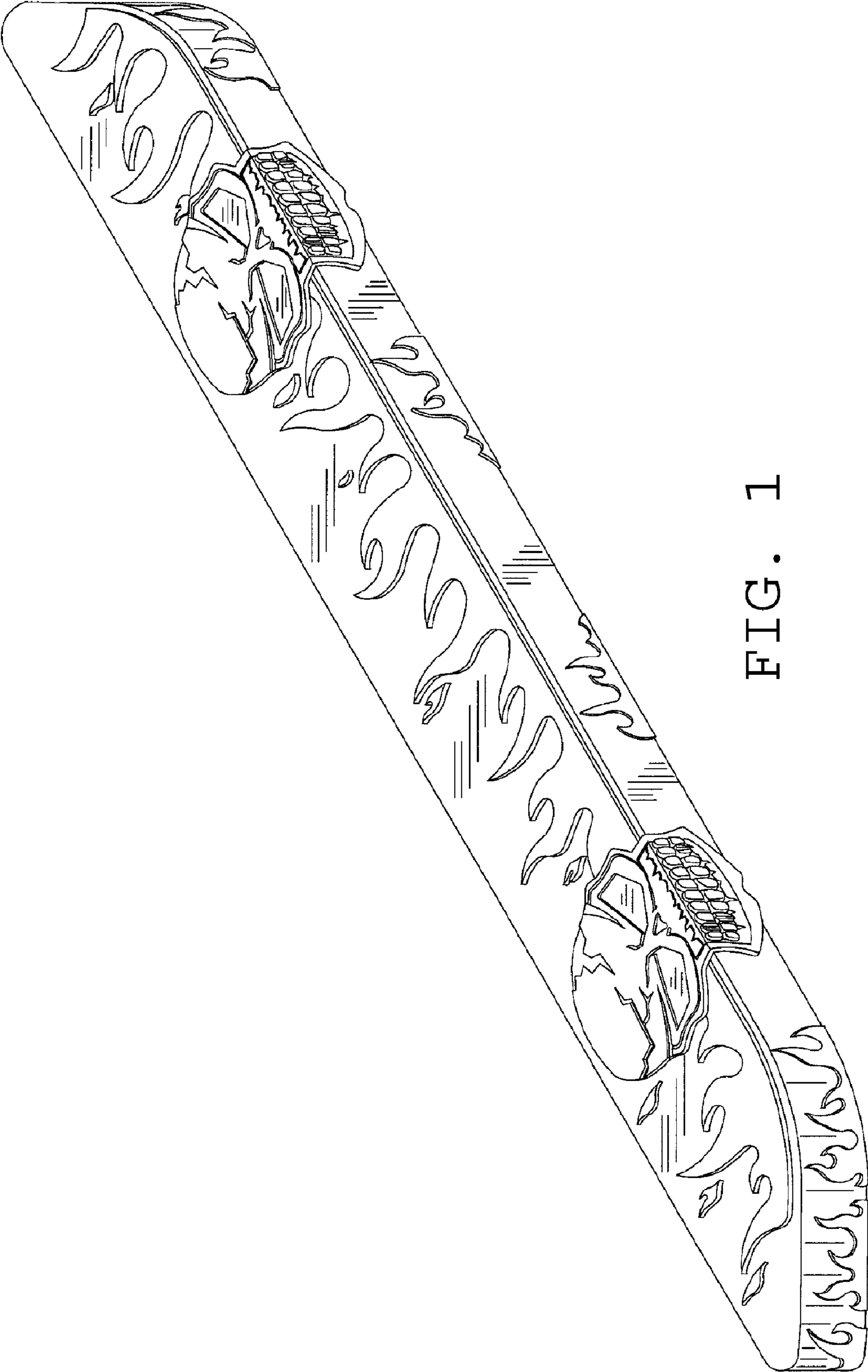


FIG. 1




FIG. 2



FIG. 3




FIG. 4



FIG. 5




FIG. 6




FIG. 7