



US00D609618S

(12) **United States Design Patent**
Chen

(10) **Patent No.:** **US D609,618 S**

(45) **Date of Patent:** **** Feb. 9, 2010**

(54) **REAR-VIEW MIRROR**

(76) Inventor: **Ming-En Chen**, No. 106, Lane 112,
Nanshing Road, Yungkang City, Tainan
(TW)

(**) Term: **14 Years**

(21) Appl. No.: **29/339,728**

(22) Filed: **Jul. 7, 2009**

(51) **LOC (9) Cl.** **12-16**

(52) **U.S. Cl.** **D12/187**

(58) **Field of Classification Search** D12/187,
D12/188-189, 96; D6/309, 300; 359/838,
359/841, 843, 844, 868, 871, 604, 881, 514,
359/866; 248/479-483, 475.1

See application file for complete search history.

(56) **References Cited**

U.S. PATENT DOCUMENTS

3,421,728	A *	1/1969	Norman	248/477
3,934,807	A *	1/1976	Boutin	248/478
D340,903	S *	11/1993	Wayne	D12/188
D397,072	S *	8/1998	Hellhake et al.	D12/187
D555,056	S *	11/2007	Skilliter, III	D12/187
D575,708	S *	8/2008	Courbon et al.	D12/187
D591,517	S *	5/2009	Molenaar et al.	D6/300
D597,007	S *	7/2009	Ferman	D12/187
2004/0218298	A1 *	11/2004	Stenzel	359/879

2005/0105299	A1 *	5/2005	Gilbert et al.	362/494
2005/0219722	A1 *	10/2005	Watrous et al.	359/841
2006/0250710	A1 *	11/2006	Schmidt et al.	359/879
2008/0049343	A1 *	2/2008	Branham	359/877

* cited by examiner

Primary Examiner—Caron Veynar

Assistant Examiner—Katrina A Kile

(74) *Attorney, Agent, or Firm*—Alan Kamrath; Kamrath & Associates PA

(57) **CLAIM**

The ornamental design for a rear-view mirror, as shown and described.

DESCRIPTION

FIG. 1 is a perspective view of a rear-view mirror showing my new design;

FIG. 2 is a front side elevational view thereof;

FIG. 3 is a rear side elevational view thereof;

FIG. 4 is a left side elevational view thereof;



FIG. 5 is a right side elevational view thereof;

FIG. 6 is a top plan view thereof; and,

FIG. 7 is a bottom plan view thereof.

The waved line crossing the lower most element indicate no particular length.

1 Claim, 5 Drawing Sheets






FIG. 1

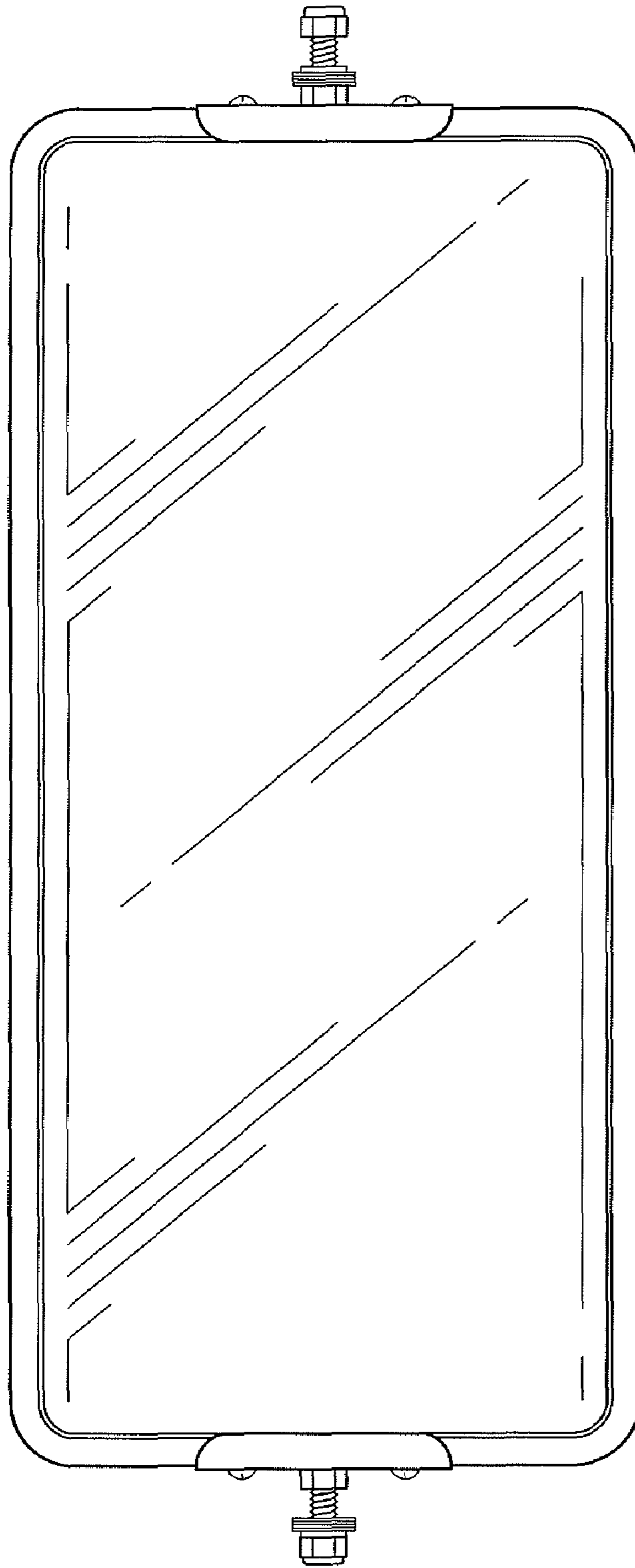


FIG. 2

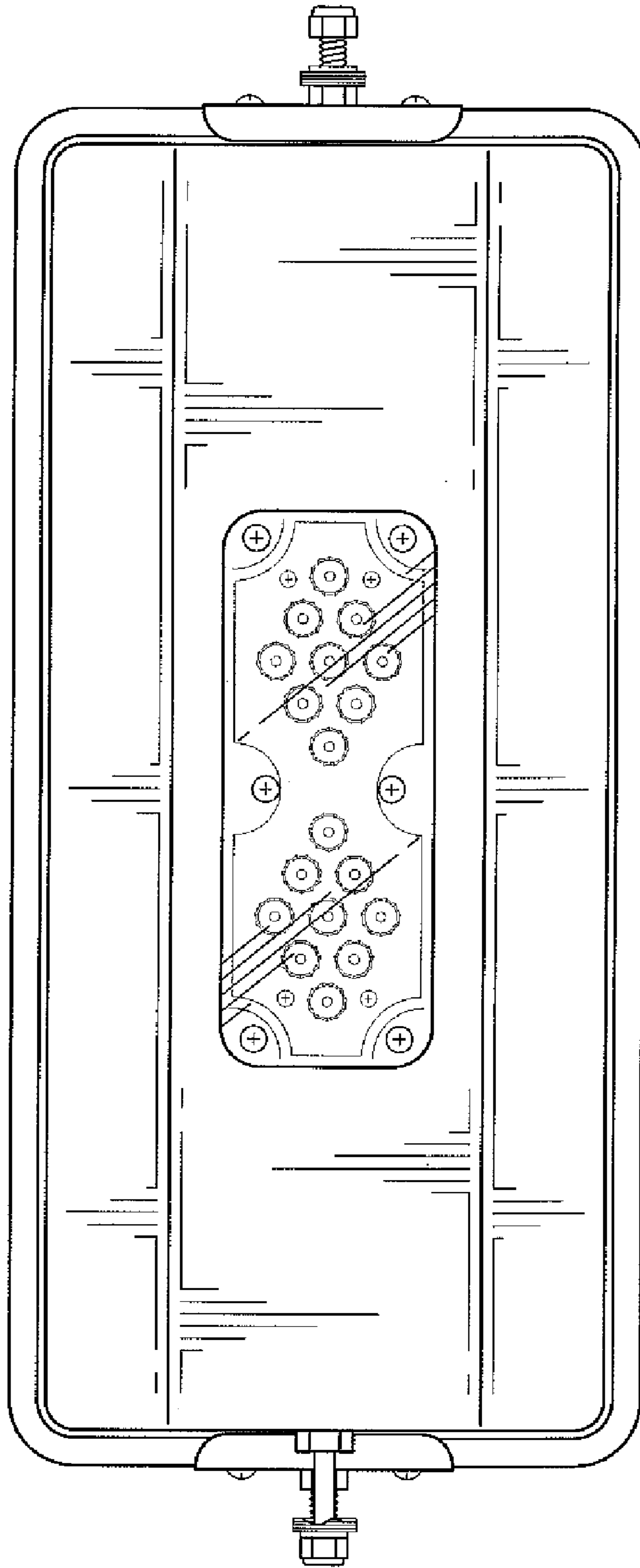


FIG. 3

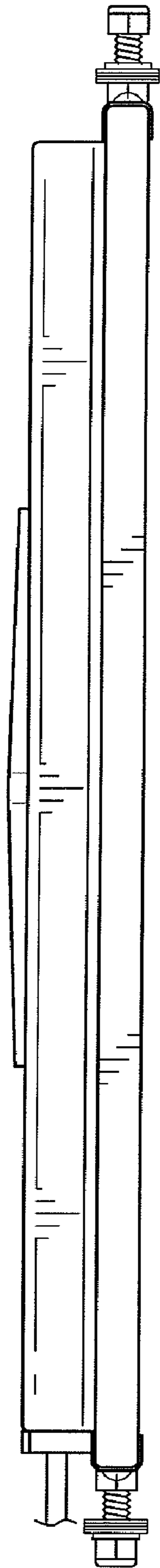


FIG. 4

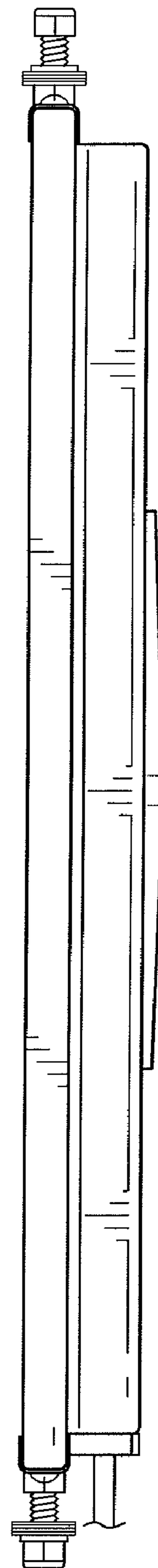


FIG. 5

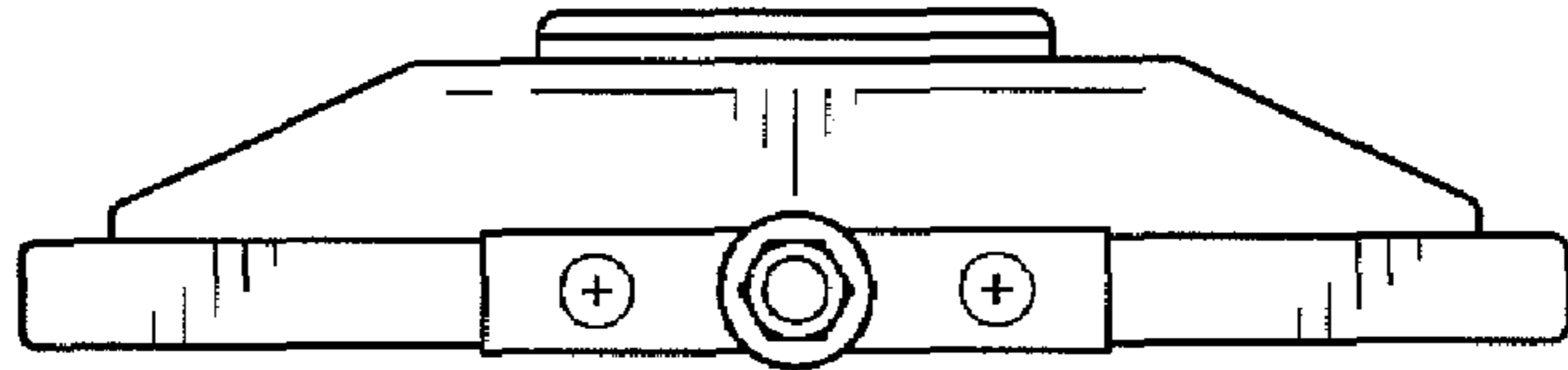


FIG. 6

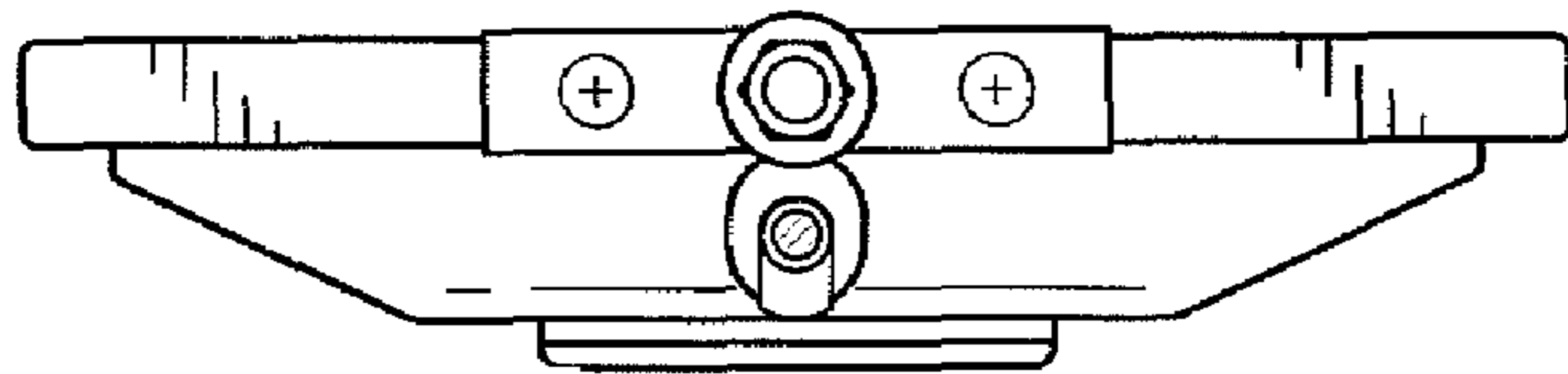


FIG. 7