



US00D609617S

(12) **United States Design Patent**
Larson

(10) **Patent No.:** **US D609,617 S**

(45) **Date of Patent:** **** Feb. 9, 2010**

(54) **AUTOMOBILE SPOILER**

(75) Inventor: **Grant Larson**, Ludwigsburg (DE)

(73) Assignee: **Dr. Ing. h.c. F. Porsche**
Aktiengesellschaft, Stuttgart (DE)

(**) Term: **14 Years**

(21) Appl. No.: **29/331,904**

(22) Filed: **Feb. 4, 2009**

(30) **Foreign Application Priority Data**

Aug. 12, 2008 (DE) 40 2008 003 800

(51) **LOC (9) Cl.** **12-16**

(52) **U.S. Cl.** **D12/181**

(58) **Field of Classification Search** D12/181,
D12/191, 196, 400, 190, 88; 280/848, 770,
280/727; 296/91, 180.1-180.5; 180/903
See application file for complete search history.

(56) **References Cited**

U.S. PATENT DOCUMENTS

5,141,281 A * 8/1992 Eger et al. 296/180.5

D519,891 S * 5/2006 Lai D12/181

D531,945 S * 11/2006 Saracoglu et al. D12/181
D535,598 S * 1/2007 Murkett D12/181
D559,750 S * 1/2008 Kulla D12/181
D563,854 S * 3/2008 Stuart D12/191
7,380,870 B2 * 6/2008 Froeschle et al. 296/180.5
7,422,269 B2 * 9/2008 Nahm et al. 296/180.1
2007/0236044 A1 * 10/2007 Froeschle et al. 296/180.5
2008/0179915 A1 * 7/2008 Wegener et al. 296/180.1

* cited by examiner

Primary Examiner—Caron Veynar

Assistant Examiner—Katrina A Kile

(57) **CLAIM**

The ornamental design for an automobile spoiler, as shown and described.

DESCRIPTION

FIG. 1 is a perspective view of an automobile spoiler, showing my new design;



FIG. 2 is a front view thereof;

FIG. 3 is a right-side view thereof;

FIG. 4 is a left-side view thereof; and,

FIG. 5 is a top, plan view thereof.

1 Claim, 2 Drawing Sheets






FIG. 1




FIG. 2




FIG. 3

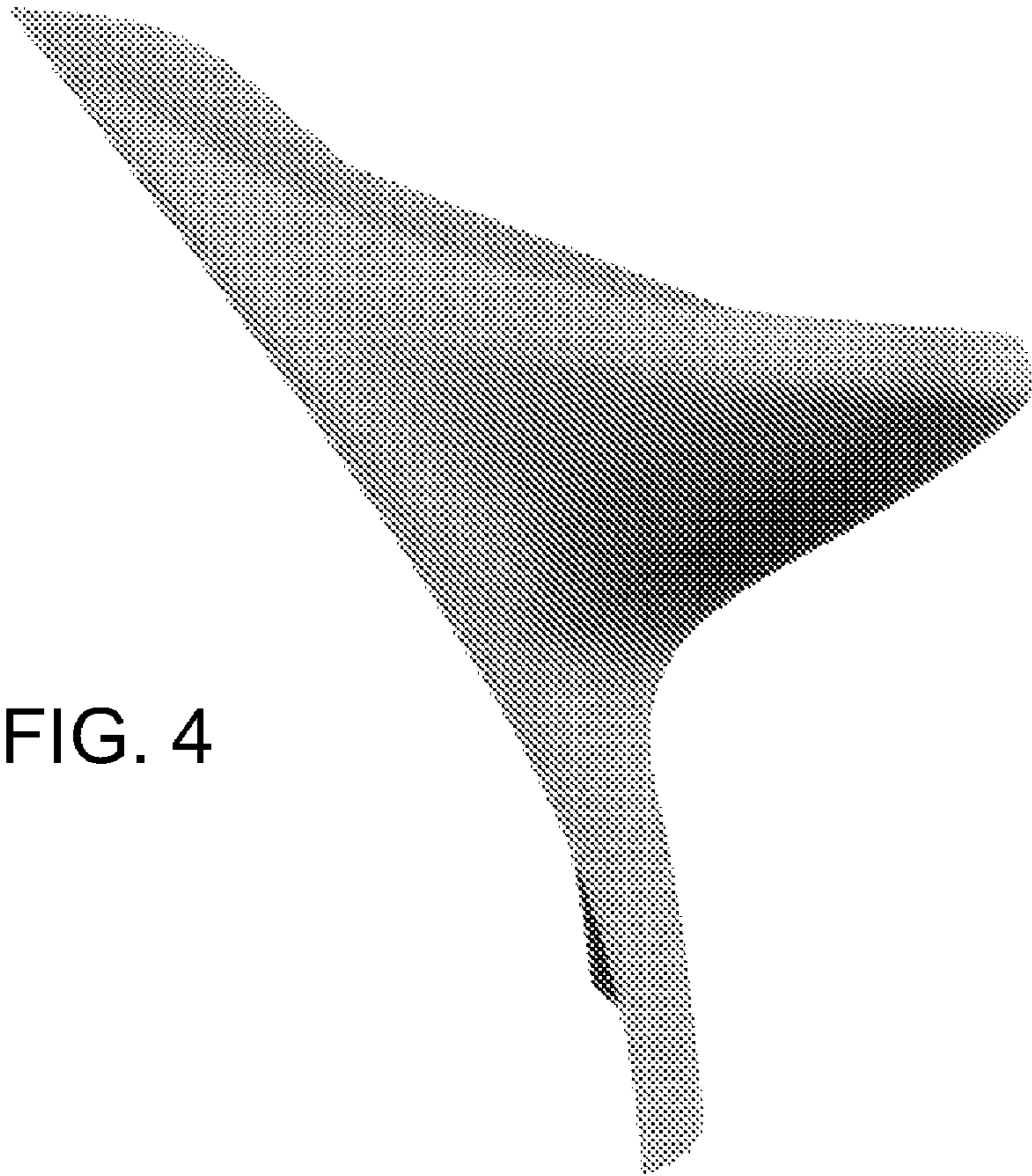


FIG. 4




FIG. 5