



US00D609613S

(12) **United States Design Patent**  
**Okue et al.**

(10) **Patent No.:** **US D609,613 S**  
(45) **Date of Patent:** **\*\* Feb. 9, 2010**

(54) **FRONT BUMPER FOR AN AUTOMOBILE**

(75) Inventors: **Masaki Okue**, Toyota (JP); **Sotiris Kovos**, Cyprus (CY)

(73) Assignee: **Toyota Jidosha Kabushiki Kaisha**, Toyota-shi (JP)

(\*\*) Term: **14 Years**

(21) Appl. No.: **29/334,838**

(22) Filed: **Apr. 2, 2009**

(30) **Foreign Application Priority Data**

Dec. 25, 2008 (JP) ..... 2008-032900

(51) **LOC (9) Cl.** ..... **12-16**

(52) **U.S. Cl.** ..... **D12/169**

(58) **Field of Classification Search** ..... D12/169,  
D12/196, 171, 216, 163, 86, 90-92; 293/102,  
293/113, 115, 117, 120; 296/180.1, 180.2  
See application file for complete search history.

(56) **References Cited**

**U.S. PATENT DOCUMENTS**

D499,362 S 12/2004 Minami et al.  
D525,921 S 8/2006 Fujiwara et al.  
D526,254 S 8/2006 Sowa et al.  
D561,657 S \* 2/2008 Rester et al. .... D12/169  
D563,846 S \* 3/2008 Suga et al. .... D12/169  
D564,425 S \* 3/2008 Okue ..... D12/169  
D585,344 S \* 1/2009 Tomita et al. .... D12/169

D586,270 S \* 2/2009 Suga et al. .... D12/169  
D588,965 S \* 3/2009 Hazumi et al. .... D12/169  
D592,573 S \* 5/2009 Asakura et al. .... D12/169  
D594,794 S \* 6/2009 Nakajima ..... D12/169

**OTHER PUBLICATIONS**

Brochure of Corolla Spacio, May 2001.  
Catalogue of Cadillac CTS, General Motors Corporation, 2004.  
Catalogue of Nissan Fairlady Z, Nissan, Dec., 2006.  
Catalogue of Wish, Toyota, Toyota Wish, Apr. 2004.

\* cited by examiner

*Primary Examiner*—Melody N Brown

(74) *Attorney, Agent, or Firm*—Finnegan, Henderson, Farabow, Garrett & Dunner, LLP

(57) **CLAIM**

The ornamental design for a front bumper for an automobile, as shown and described.

**DESCRIPTION**

FIG. 1 is a front perspective view of a front bumper for an automobile of our new design;

FIG. 2 is front view thereof;

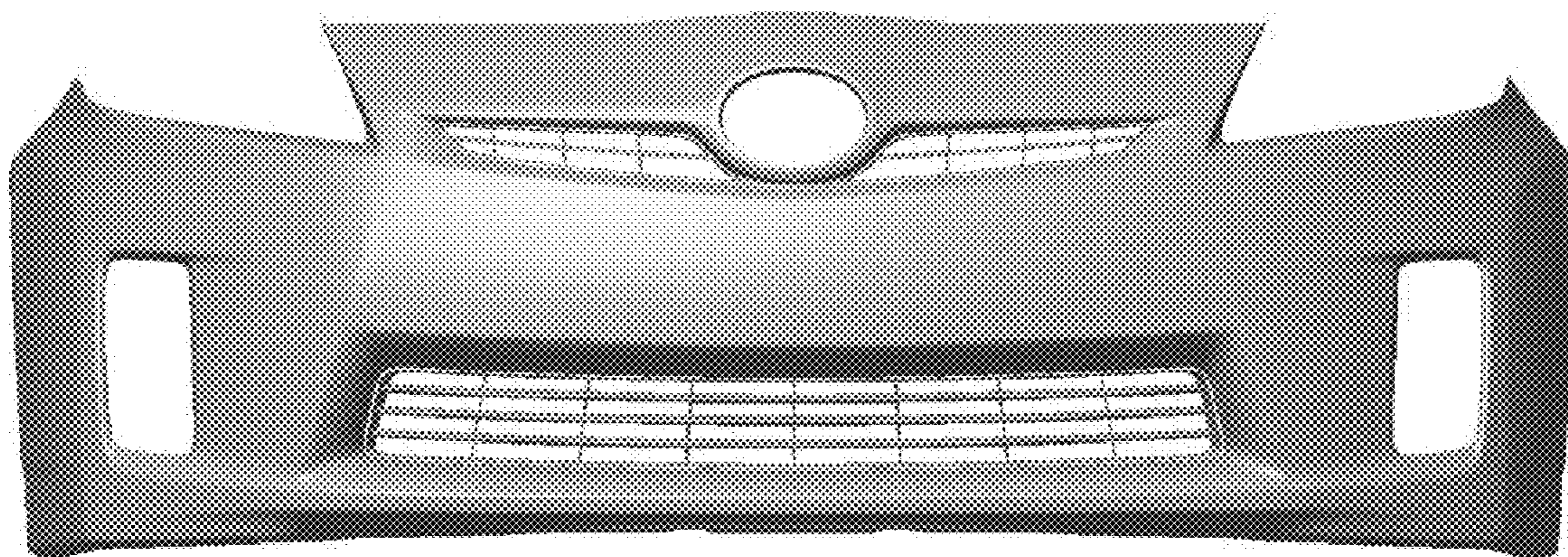
FIG. 3 is a top plan view thereof;


FIG. 4 is a bottom plan view thereof; and,

FIG. 5 is a right side view thereof, the left side view being a mirror image thereof.


Appendix A is a rear view of our design, but it forms no part of the claimed design.

**1 Claim, 4 Drawing Sheets**






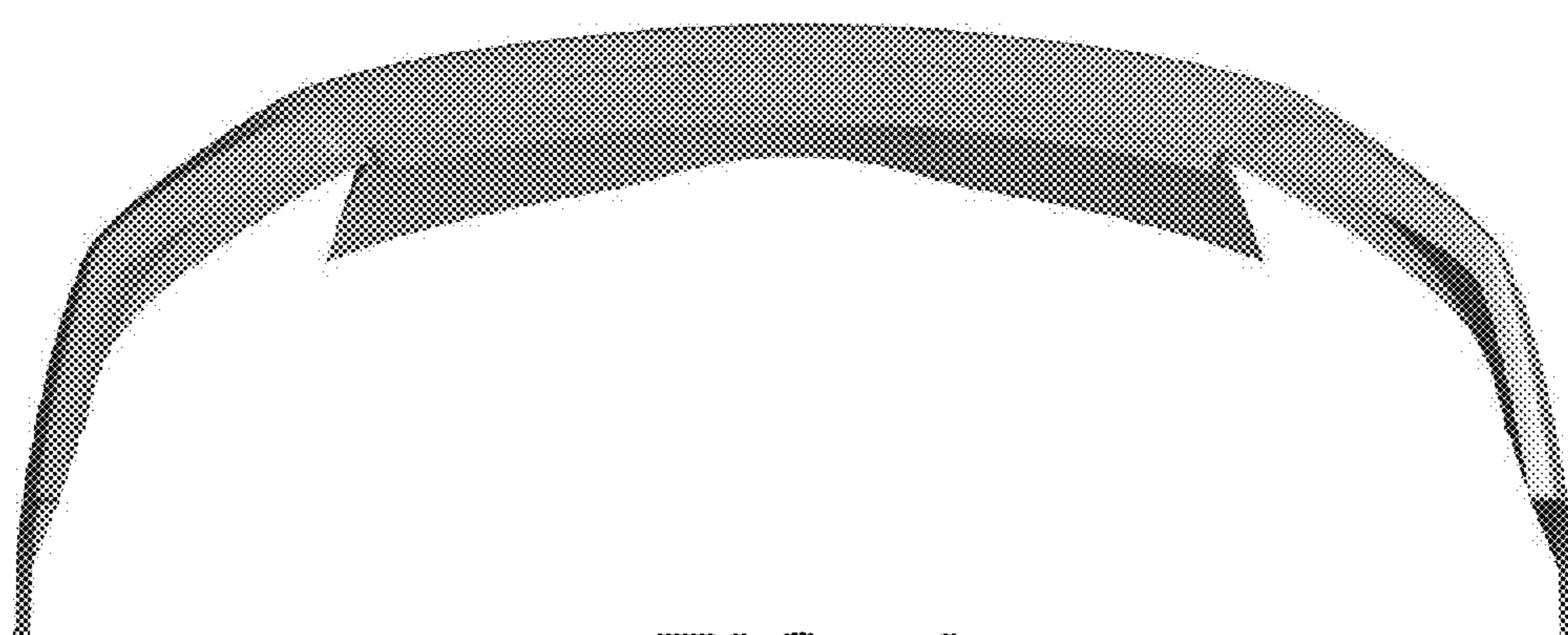
**FIG. 1**




**FIG. 2**




**FIG. 3**



**FIG. 4**



**FIG. 5**



**APPENDIX A**