

US00D609611S

(12) **United States Design Patent**
Johnson

(10) **Patent No.:** **US D609,611 S**
(45) **Date of Patent:** **** Feb. 9, 2010**

(54) **FLOORBOARD TIMING COVER AND EXHAUST GUARD FOR A MOTORCYCLE**

(76) Inventor: **Kevin Johnson**, 1941 Armstrong Rd., Summersville, WV (US) 26651

(**) Term: **14 Years**

(21) Appl. No.: **29/342,533**

(22) Filed: **Aug. 26, 2009**

Related U.S. Application Data

(62) Division of application No. 29/332,156, filed on Feb. 10, 2009.

(51) **LOC (9) Cl.** **12-11**

(52) **U.S. Cl.** **D12/126**

(58) **Field of Classification Search** D12/110, D12/114, 126, 181, 190, 194, 203; 280/288.4, 280/291, 304.3, 304.4; 180/219; 74/564; 248/220.1, 225.11; D8/349, 380, 403
See application file for complete search history.

(56) **References Cited**

U.S. PATENT DOCUMENTS

1,476,592	A *	12/1923	Carlson	74/564
4,023,821	A *	5/1977	Eiland	280/291
4,458,910	A *	7/1984	Stillwagon	280/291
D395,024	S *	6/1998	Baratti	D12/114
D455,375	S *	4/2002	Johnson	D12/126

OTHER PUBLICATIONS

J & P Cycles 2004 Keeping the World on 2 Wheels ® catalog, the Boot Dr. ® shown (separately and in position of use) and described on p. 694.*

* cited by examiner

Primary Examiner—Phillip S Hyder

Assistant Examiner—Linda G. Brooks

(74) *Attorney, Agent, or Firm*—Arent Fox LLP

(57) **CLAIM**

The ornamental design for a floorboard timing cover and exhaust guard for a motorcycle, as shown and described.

DESCRIPTION

FIG. 1 is a front view of the present invention showing my new design;

FIG. 2 is a back view thereof;

FIG. 3 is a top view thereof;

FIG. 4 is a bottom view thereof;

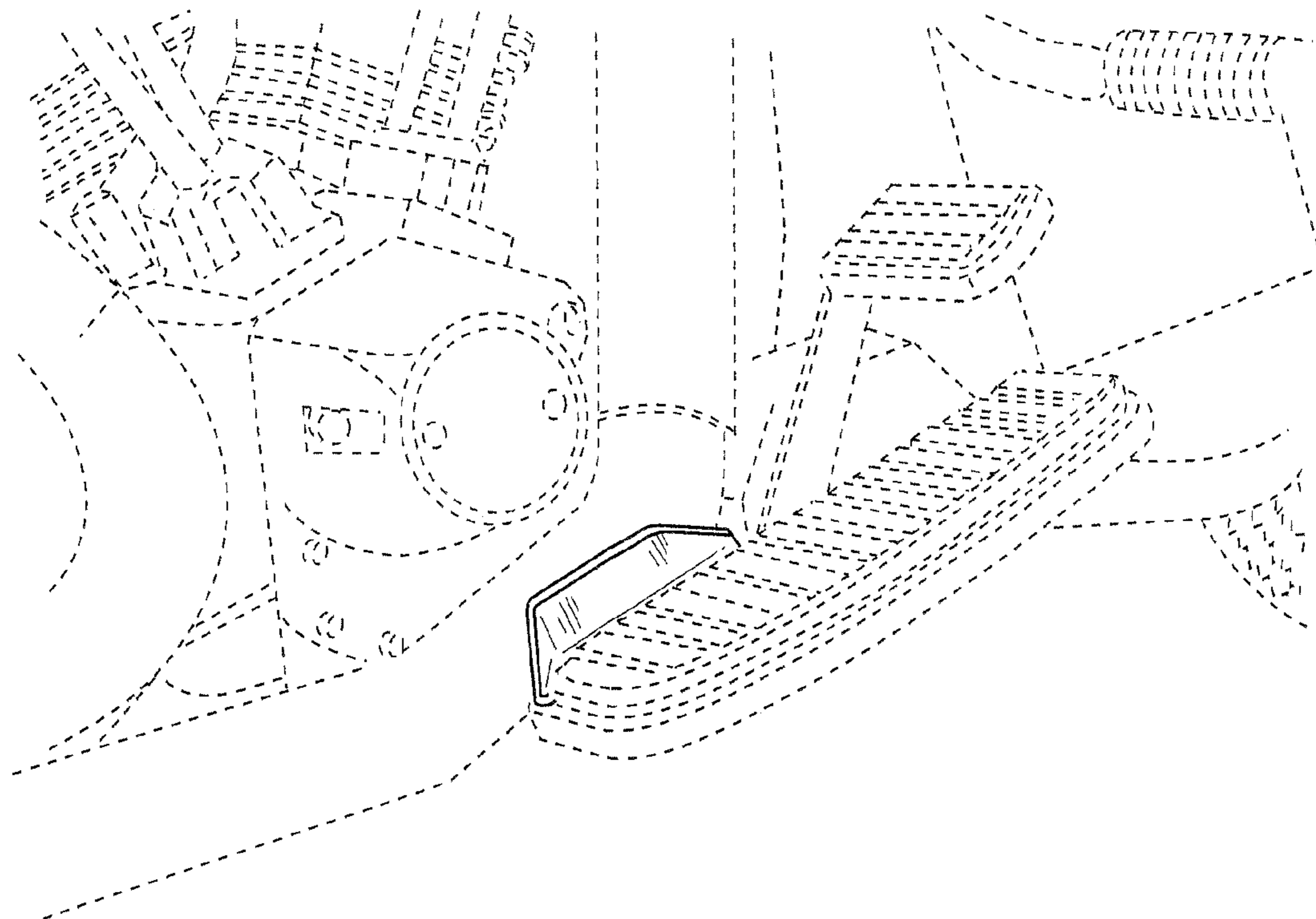
FIG. 5 is a right end view thereof;

FIG. 6 is a left end view thereof; and,

FIG. 7 is a perspective view of the present invention on a reduced scale in use on a motorcycle.

The material shown in dotted line forms the environment of the use of the present design and is not claimed herein as a part thereof.

1 Claim, 2 Drawing Sheets



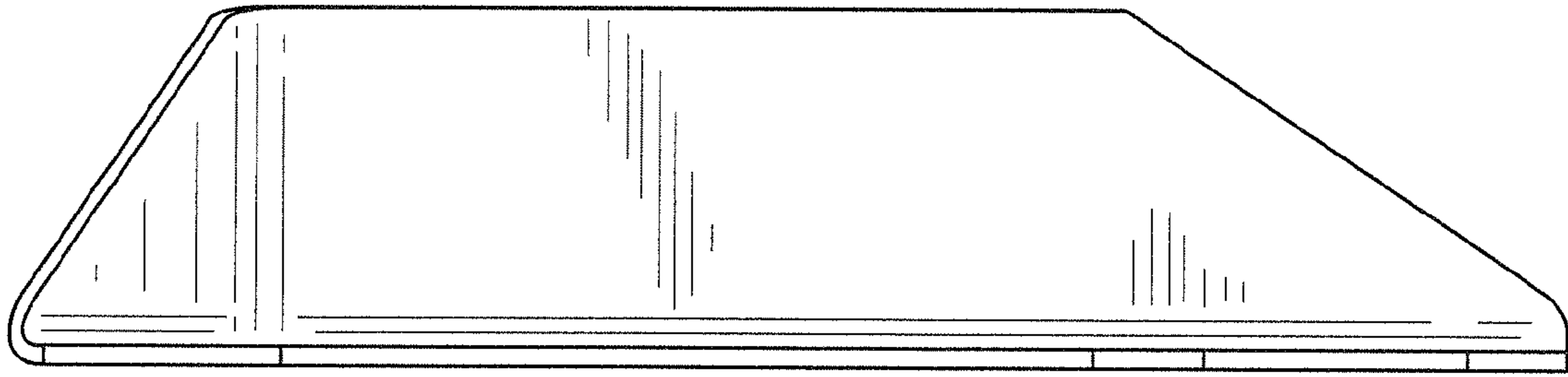


Fig. 1




Fig. 2




Fig. 3




Fig. 4

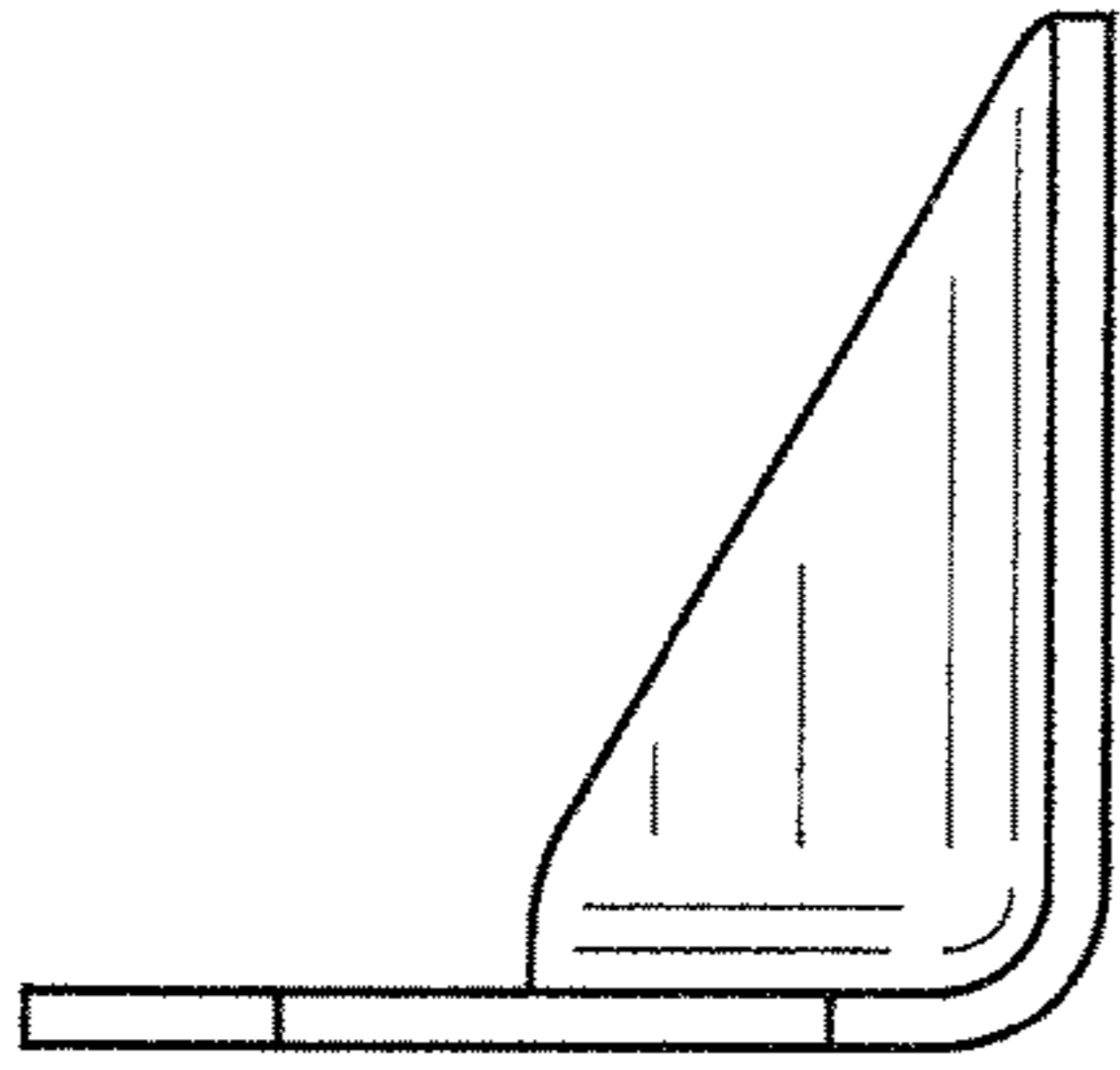


Fig. 5

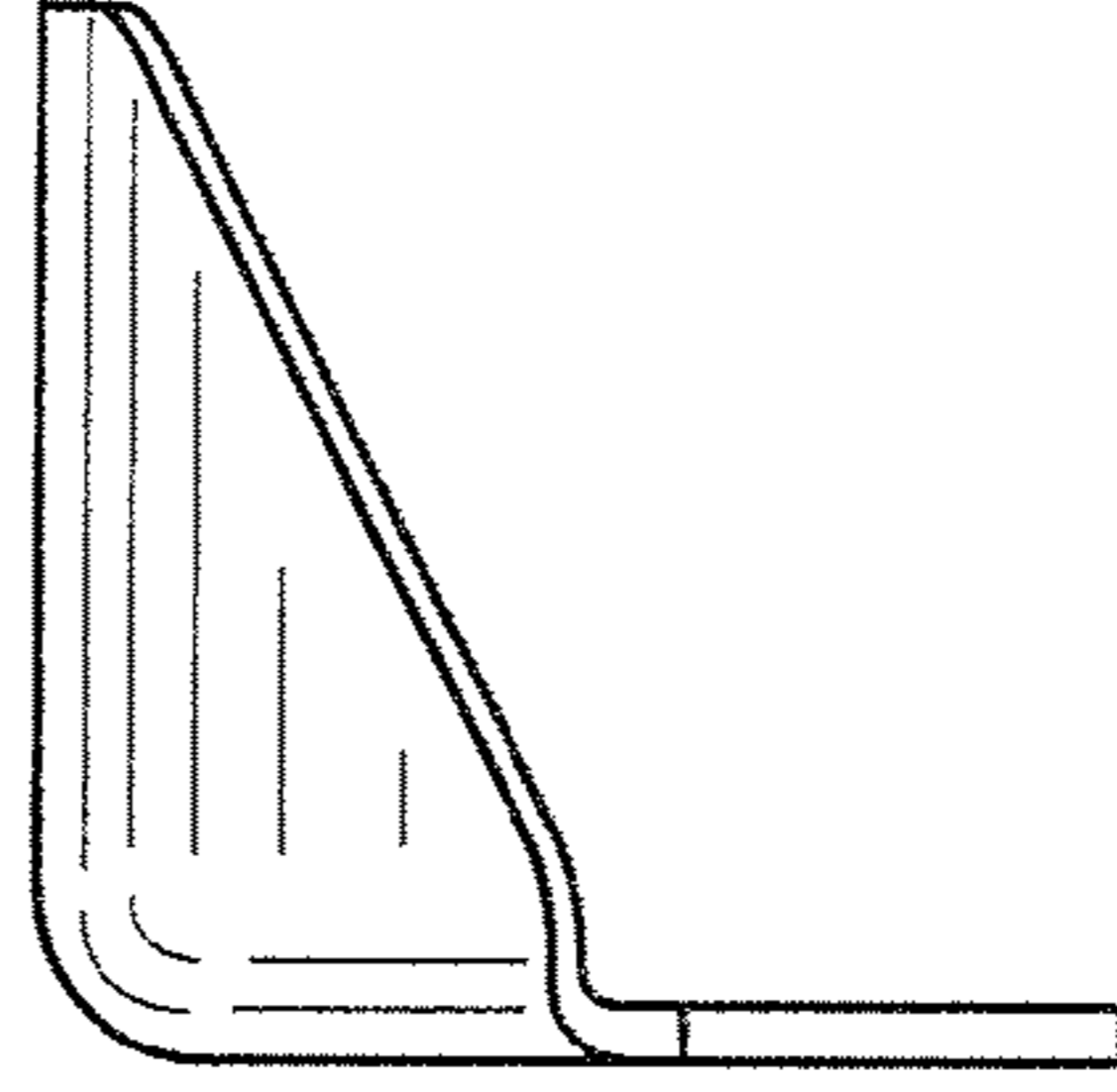


Fig. 6

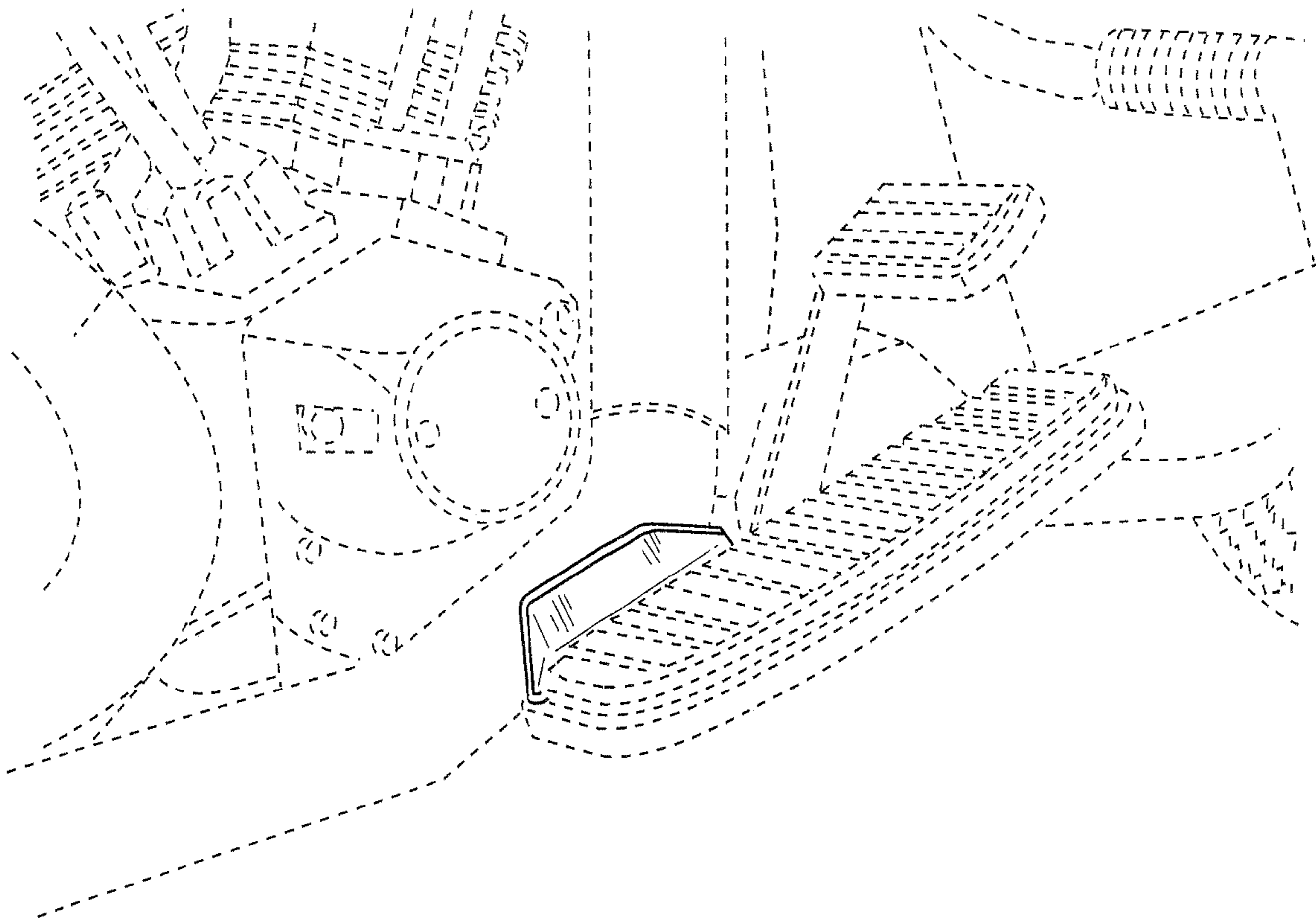


Fig. 7