



US00D609608S

(12) **United States Design Patent**
Boniface et al.

(10) **Patent No.:** **US D609,608 S**

(45) **Date of Patent:** **** Feb. 9, 2010**

(54) **VEHICLE BODY**

D588,500 S * 3/2009 Howell et al. D12/92
D589,406 S * 3/2009 Kusamoto et al. D12/92

(75) Inventors: **Robert E. Boniface**, Bloomfield Hills, MI (US); **Young Sun Kim**, Troy, MI (US); **Gary W. Ruiz**, Royal Oak, MI (US); **In Ho Song**, Troy, MI (US)

* cited by examiner

Primary Examiner—Melody N Brown

(73) Assignee: **GM Global Technology Operations, Inc.**, Detroit, MI (US)

(57) **CLAIM**

The ornamental design for a vehicle body, as shown and described.

(**) Term: **14 Years**

DESCRIPTION

(21) Appl. No.: **29/322,887**

FIG. 1 is a front elevation view of a vehicle body showing my new design;

(22) Filed: **Aug. 14, 2008**

FIG. 2 is a left, front perspective view thereof;

(51) **LOC (9) Cl.** **12-08**

FIG. 3 is a right side elevation view thereof, the left side being a mirror image thereof;

(52) **U.S. Cl.** **D12/92**

(58) **Field of Classification Search** D12/86,
D12/90-92; D21/424, 433; 296/181.1, 181.5
See application file for complete search history.

FIG. 4 is a left, rear perspective view thereof;

FIG. 5 is a rear elevation view thereof; and,

FIG. 6 is a top plan view thereof.


(56) **References Cited**

The wheels shown in broken lines throughout the drawing are illustrative purposes only and form no part of the claimed design.

U.S. PATENT DOCUMENTS

D582,313 S * 12/2008 Schell D12/92
D584,192 S * 1/2009 Hasegawa et al. D12/92
D584,998 S * 1/2009 Lamm et al. D12/92

1 Claim, 6 Drawing Sheets






Fig-1




Fig-2

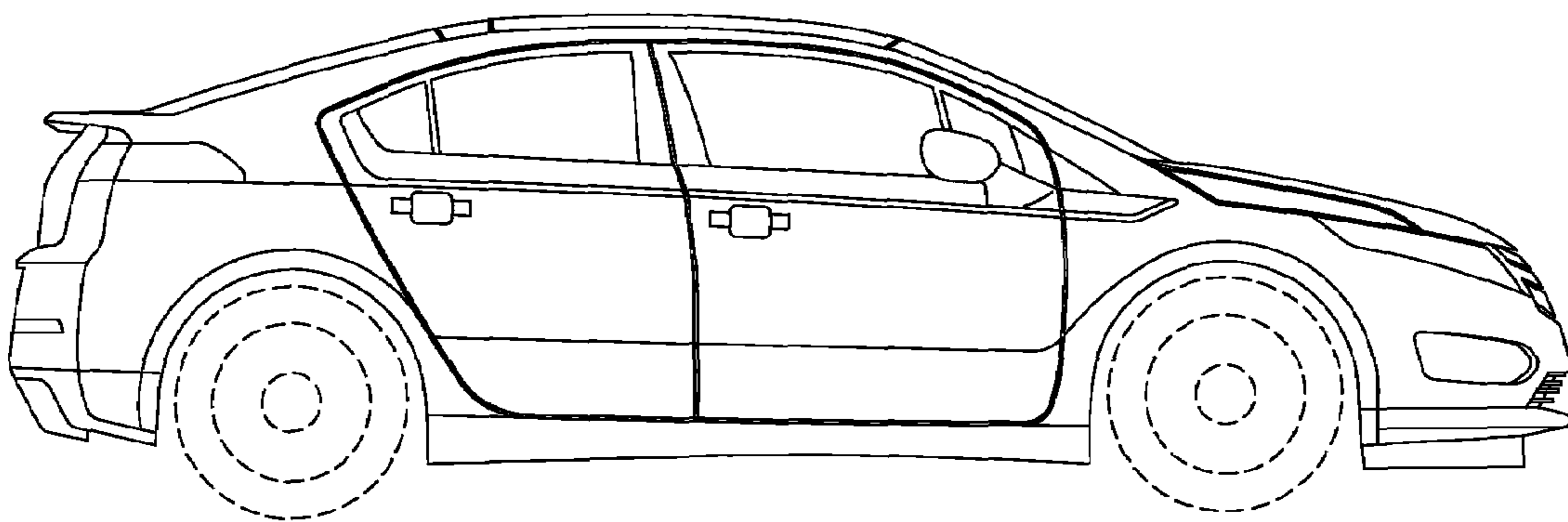


Fig-3




Fig-4




Fig-5

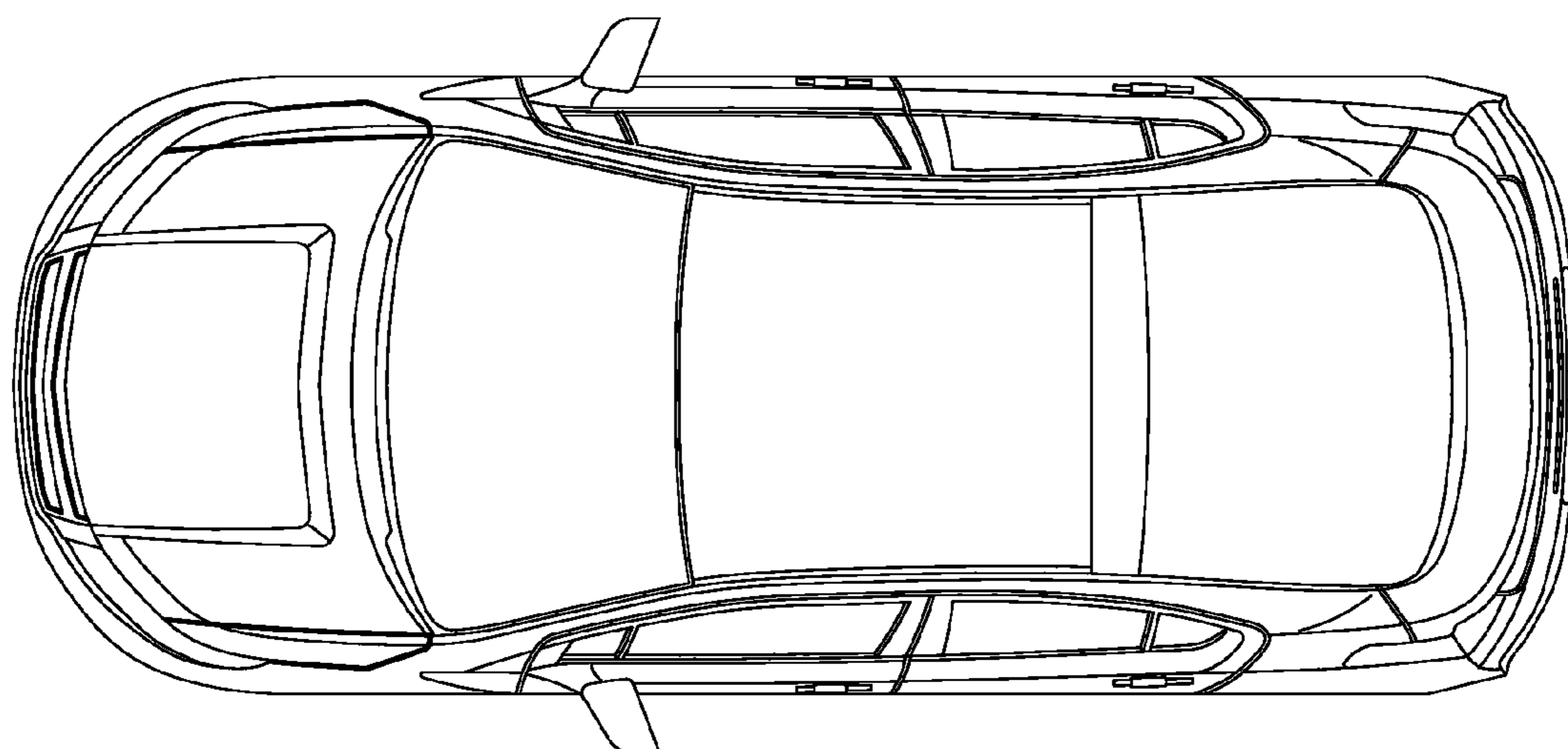


Fig-6