



US00D609599S

(12) **United States Design Patent**  
**Bartl**

(10) **Patent No.:** **US D609,599 S**

(45) **Date of Patent:** **\*\* Feb. 9, 2010**

(54) **OBJECT MADE OF GLASS OR GEMSTONE**

(75) Inventor: **Richard Bartl**, Terfens (AT)

(73) Assignee: **Swarovski Aktiengesellschaft**, Triesen (LI)

(\*\*) Term: **14 Years**

(21) Appl. No.: **29/311,007**

(22) Filed: **Dec. 5, 2008**

(30) **Foreign Application Priority Data**

Jun. 23, 2008 (EM) ..... 000956347-0003

(51) **LOC (9) Cl.** ..... **11-01**

(52) **U.S. Cl.** ..... **D11/90**

(58) **Field of Classification Search** ..... D11/1-2,  
D11/26-29, 89-92; 63/26-28, 32  
See application file for complete search history.

(56) **References Cited**

**U.S. PATENT DOCUMENTS**

D455,367 S \* 4/2002 Tolkowsky ..... D11/90  
D459,268 S \* 6/2002 Goldberg ..... D11/90

D466,435 S \* 12/2002 Chan ..... D11/90  
D475,291 S \* 6/2003 Cooper ..... D9/434  
D475,631 S \* 6/2003 Cooper ..... D9/551  
D524,685 S \* 7/2006 Shifman et al. .... D11/90

\* cited by examiner

*Primary Examiner*—Ralf Seifert

(74) *Attorney, Agent, or Firm*—Wenderoth, Lind & Ponack, L.L.P.


(57) **CLAIM**

The ornamental design for an ornamental object made of glass or gemstone, as shown and described.

**DESCRIPTION**

FIG. 1 is a bottom view of the invention;  
FIG. 2 is a top view of the invention;  
FIG. 3 is a right side view of the invention;  
FIG. 4 is a front view of the invention;  
FIG. 5 is a left side view of the invention;  
FIG. 6 is a back view of the invention; and,  
FIG. 7 is a perspective view of the invention.

**1 Claim, 1 Drawing Sheet**



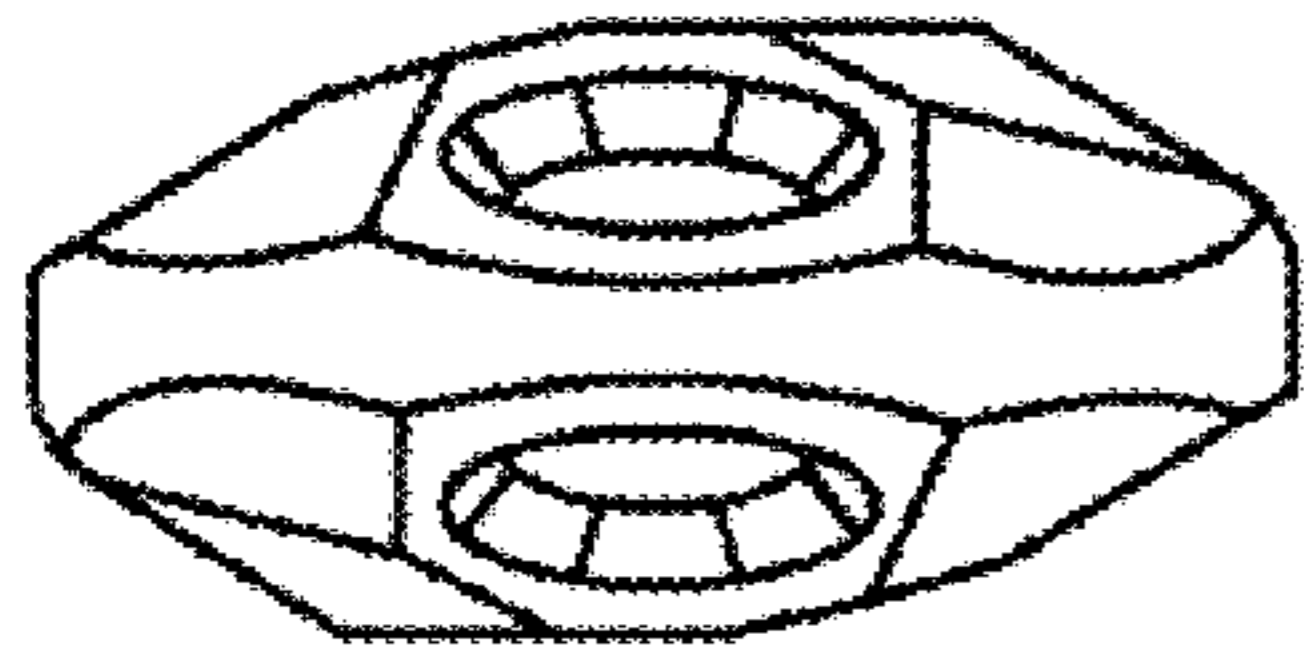


Fig. 1

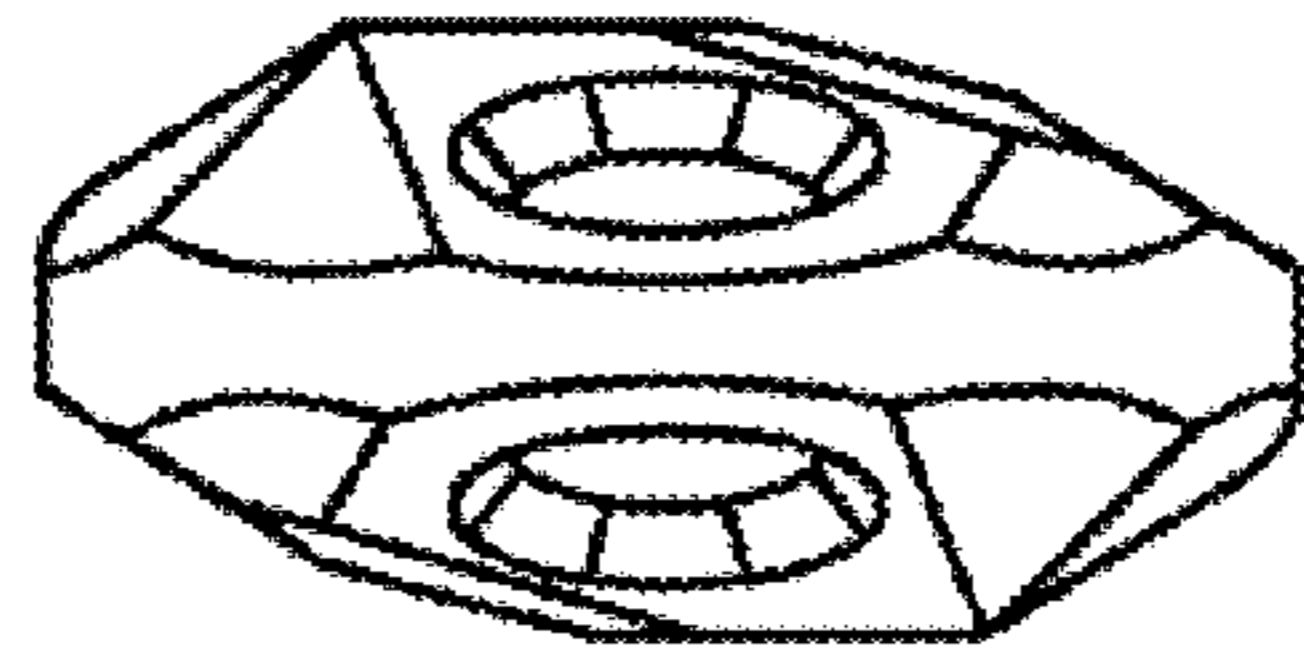


Fig. 2




Fig. 3

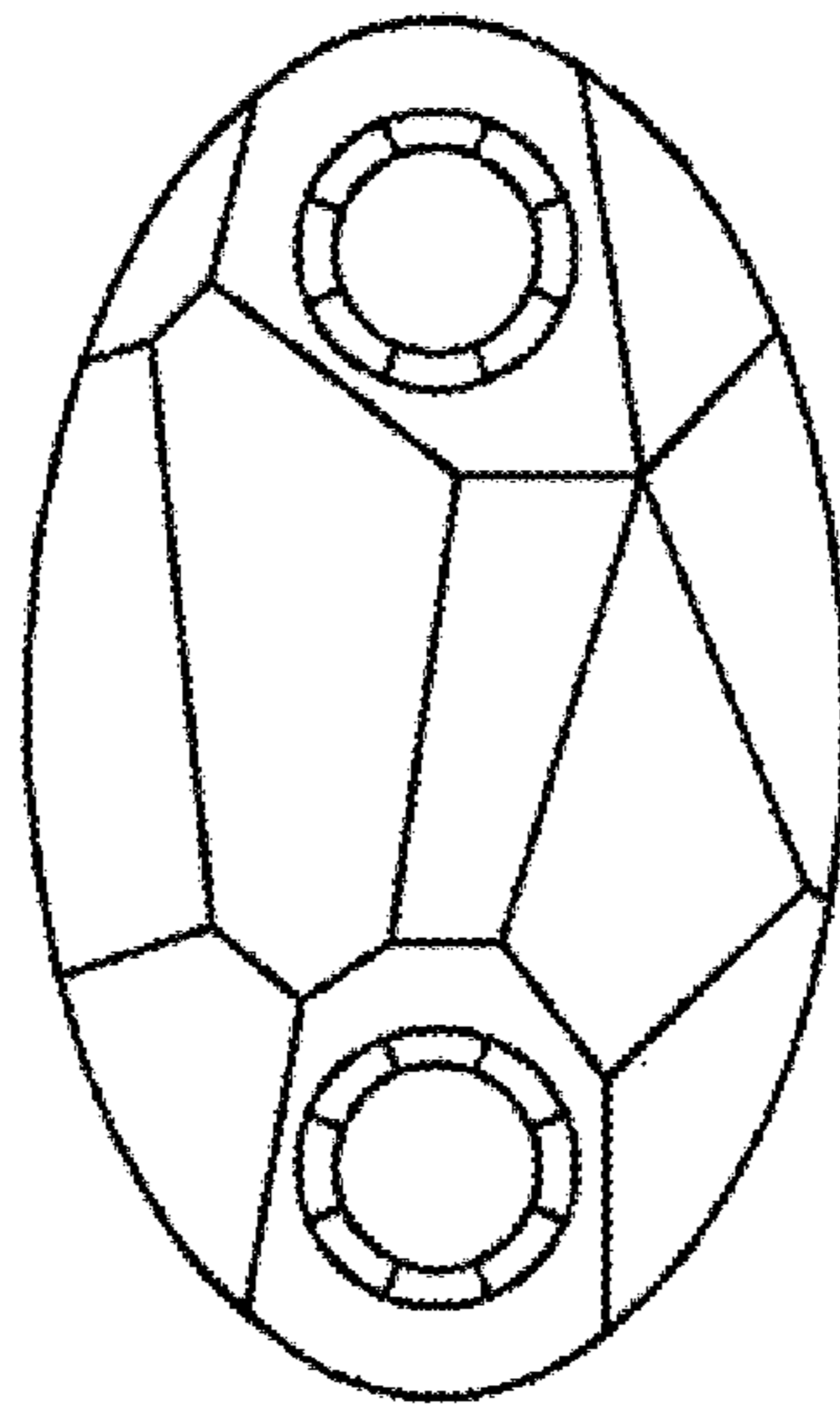


Fig. 4




Fig. 5

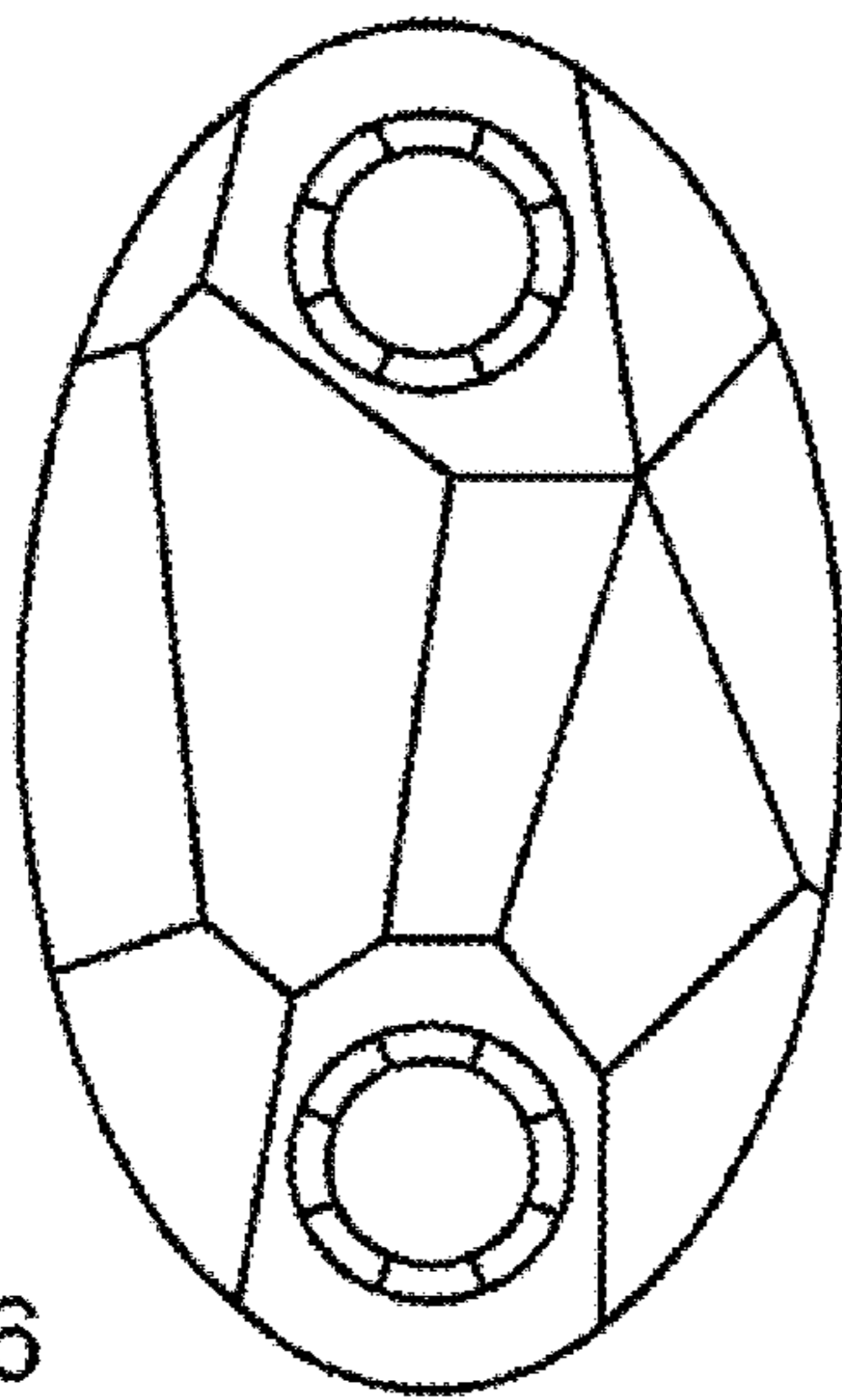


Fig. 6

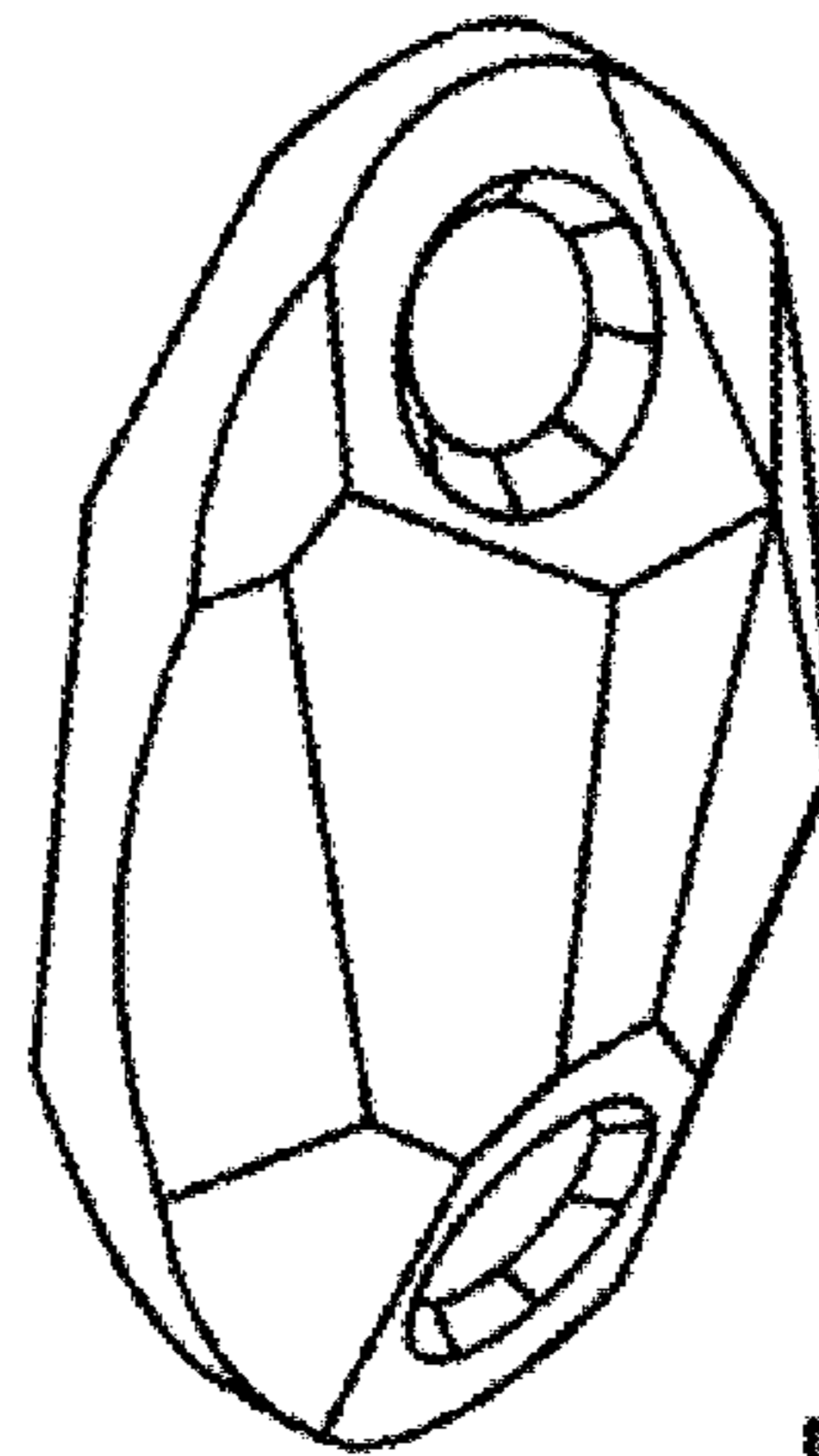


Fig. 7